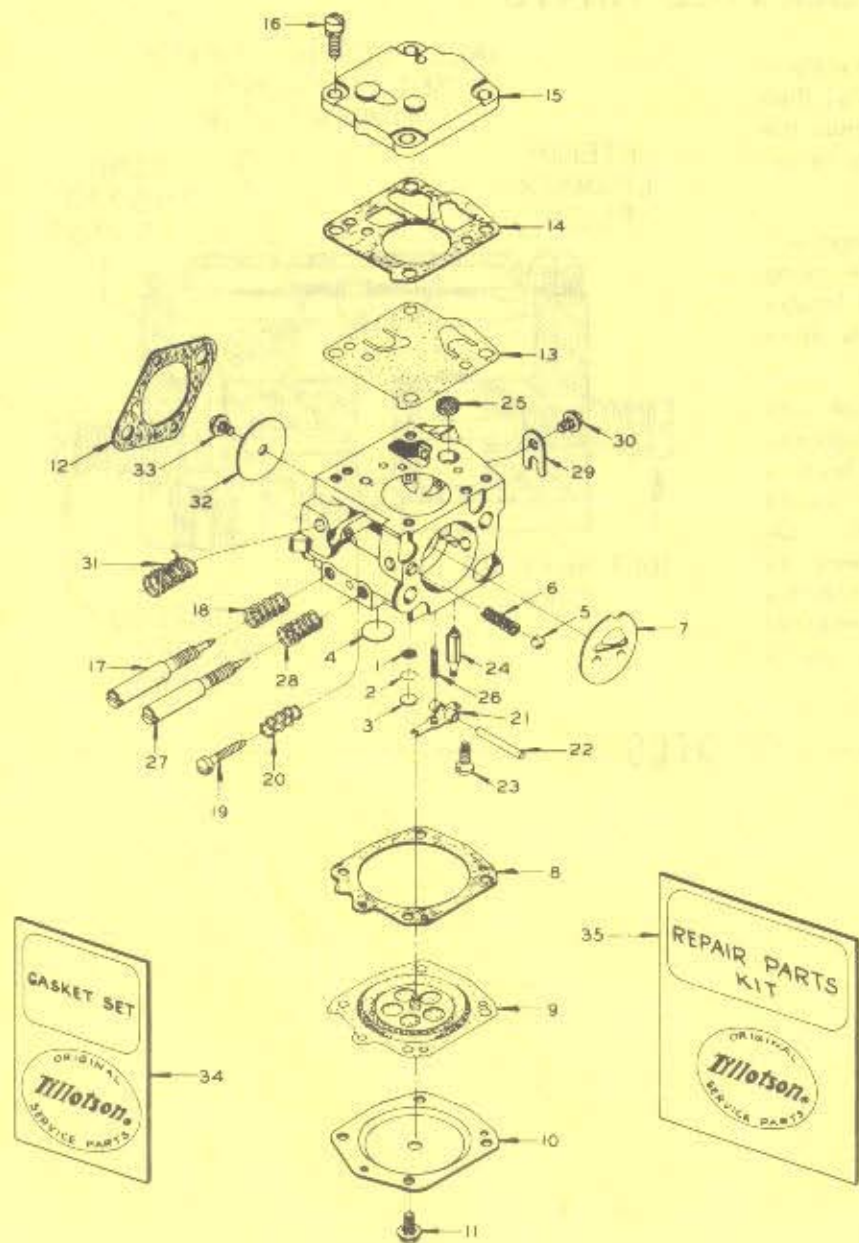




HS Series PARTS LIST SECTION

CARBURETORS

Illustrations of Basic Parts standard throughout HS Series Carburetor. For individual model listings see following pages.



Ref. No.	Part Name
1	Body Channel Screen
2	Body Channel Screen Ret. Ring
3	Body Channel Welch Plug (Small)
4	Body Channel Welch Plug (Large)
5	Choke Friction Ball
6	Choke Friction Spring
7	Choke Shutter
8	Diaphragm Gasket
9	Diaphragm
10	Diaphragm Cover
11	Diaphragm Cover Ret. Screw & Lockwasher (4)
12	Flange Gasket
13	Fuel Pump Diaphragm
14	Fuel Pump Gasket
15	Fuel Pump Cover
16	Fuel Pump Cover Ret. Screw & Lockwasher (4)
17	Idle Mixture Screw
18	Idle Mixture Screw Spring
19	Idle Speed Screw
20	Idle Speed Screw Spring
21	Inlet Control Lever
22	Inlet Pinion Pin
23	Inlet Pinion Pin Ret. Screw
24	Inlet Needle
25	Inlet Screen
26	Inlet Tension Spring
27	High Speed Mixture Screw
28	High Speed Mixture Screw Spring
29	Throttle Shaft Clip
30	Thro. Shaft Clip Ret. Screw & Lkwsht
31	Throttle Shaft Return Spring
32	Throttle Shutter
33	Thro. Shutter Screw & Lockwasher
34	Gasket Set
35	Repair Parts Kit

Parts illustrated are typical in appearance, and may not look exactly like the part required.



ADJUSTMENT INSTRUCTIONS

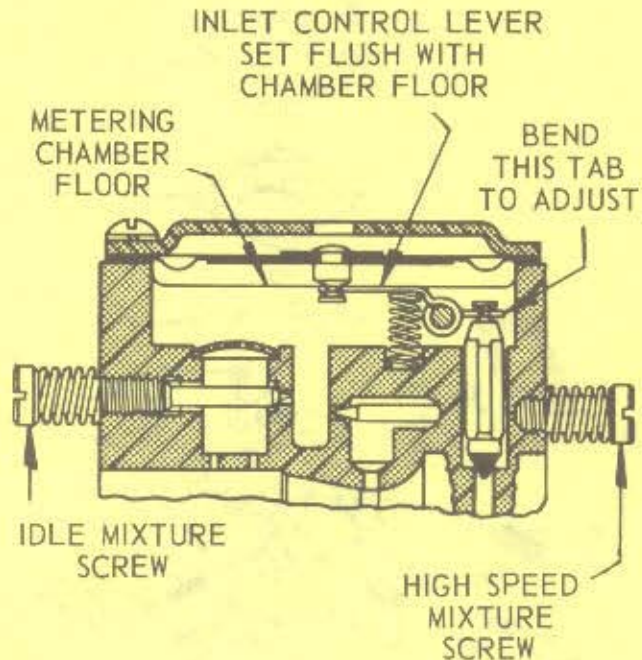
Open high speed mixture screw one and one-quarter ($1\frac{1}{4}$) turns. Open idle mixture screw one (1) turn.
Do not force adjustments into seats.

SERVICE HINTS

Be certain both diaphragms are installed correctly - the pump diaphragm next to the metering body, then the gasket - the main diaphragm gasket, then the main diaphragm. Evenly tighten all screws to insure complete seal.

When reassembling the inlet control lever and spring, care should be taken to see that the spring rests in the well of the metering body and locates on the dimple of the inlet control lever (as illustrated). CAUTION: Do not stretch spring.







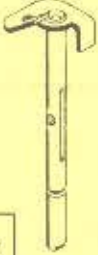

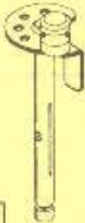




Inlet control lever is properly set when flush with the floor of the diaphragm chamber. If diaphragm end of control lever is low, pry up. If lever is high, depress diaphragm end and push on needle for proper adjustment. (See illustration). On some models the inlet control lever is hooked to both the inlet needle at one end and the metering diaphragm at the other. Special care is required when reassembling these parts to insure proper operation.



NOTES










SHAFT & LEVER ASSEMBLIES





 A1	 A2	 A3	 A4	 A5
 A6	 A7	 A8	 A9	 A10
SHAFTS				
 B1	 B2	 B3		



MISCELLANEOUS PARTS

 C 1	 C 2	 C 3	 C 4	 C 5
 C 6	 C 7			

LEVERS

 D 1	 D 2	 D 3	 D 4	



BASIC PARTS ILLUSTRATIONS: See Front Page for illustrations corresponding to reference numbers in list below.

Carburetor Model	Superseding Model	Equipment
HS-1A	HS-4D	Howellite
HS-2A	HS-2B	A/B Partner
HS-2E	A/B Partner
HS-3A	HS-3B	A/S Jo-Bu Mekaniske Verktsted
HS-3E	A/S Jo-Bu Mekaniske Verktsted, Landoni
HS-4A	HS-4B	Howellite

Ref.No.	Part Name	HS-1A	HS-2A	HS-2E	HS-3A	HS-3B	HS-4A
1	Body Channel Screen	012884	012884	012884	012884	012884	012884
2	Body Channel Screen Ret. Ring	012345	012345	012345	012345	012345	012345
3	*Body Channel Welch Plug (Small)	013372	013372	013372	013372	013372	013372
4	*Body Channel Welch Plug (Large)	012809	012809	012809	012809	012809	012809
5	Choke Friction Ball	04784	04784	04784	04784	04784	04784
6	Choke Friction Spring	08805	08805	08805	08805	08805	08805
A1	Choke Shaft & Lever	013390	013371	----	013480	013799	013300
A3	Choke Shaft & Lever	----	----	014165	----	----	----
7	Choke Shutter	013263	013263	09626	013263	013263	013263
C7	Choke Shutter Screw & Lockwasher	----	----	010280	----	----	----
8	Diaphragm Gasket	013215	013215	013215	013215	013215	013215
9	*Diaphragm	013278	013278	013278	013278	013278	013278
10	Diaphragm Cover	013216	013216	013216	013216	013216	013216
11	Diaphragm Cover Ret. Screw & Lockwasher (4)	08942	08942	08942	08942	08942	08942
12	Flange Gasket	013220	013220	013220	013220	013220	013220
13	*Fuel Pump Diaphragm	013652	013652	013652	013652	013652	013652
14	Fuel Pump Gasket	013218	013218	013218	013218	013218	013218
15	Fuel Pump Cover	013167	013167	013167	013167	013167	013167
16	Fuel Pump Cover Ret. Screw & Lockwasher (4)	011441	011441	011441	011441	011441	011441
17	*Idle Mixture Screw	013267	013376	013376	013376	013376	013267
18	*Idle Mixture Screw Spring	08793	08793	08793	08793	08793	08793
19	*Idle Speed Screw	013270	013270	013270	013270	013270	----
20	*Idle Speed Screw Spring	011431	011431	011431	011431	011431	----
21	*Inlet Control Lever	013209	013395	013395	013395	013395	013209
22	*Inlet Pinion Pin	013210	013210	013210	013210	013210	013210
23	*Inlet Pinion Pin Ret. Screw	013269	013269	013269	013269	013269	013269
24	*Inlet Needle	013262	013396	013396	013396	013396	013262
25	*Inlet Screen	012727	012727	012727	012727	012727	012727
26	*Inlet Tension Spring	010578	011503	011503	011503	011503	010578
27	*High Speed Mixture Screw	013268	013374	013374	013374	013374	013268
28	*High Speed Mixture Screw Spring	08793	08793	08793	08793	08793	08793
A3	Throttle Shaft & Lever	013296	014684	013684	013375	013375	013296
29	Throttle Shaft Clip	013219	013279	013219	013219	013219	013219
30	Throttle Shaft Clip Ret. Screw & Lockwasher	010280	010280	010280	010280	010280	010280
31	*Throttle Shaft Return Spring	013518	013297	013297	013297	013297	013518
C3	Throttle Shaft Washer	----	014072	014072	----	----	----
32	Throttle Shutter	04119	04119	04119	04119	04119	04119
33	*Throttle Shutter Screw & Lockwasher	010280	010280	010280	010280	010280	010280
34	*Casker Set	GS-174	GS-174	GS-174	GS-174	GS-174	GS-174
35	Repair Parts Kit	RK-592	RK-599	RK-599	RK-611	RK-611	RK-592

(*) Indicates contents of Repair Parts Kit



BASIC PARTS ILLUSTRATIONS: See Front Page for illustrations corresponding to reference numbers in list below.

Carburetor Model	Superseding Model	Equipment
HS-4B&C	HS-4D	Homelite
HS-4D		Homelite
HS-5A	HS-5C	Homelite
HS-5B&C	HS-5C	Homelite
HS-6A		Solo Kleinmotoren GMBH

Ref.No	Part Name	HS-4B&C	HS-4D	HS-5A	HS-5B&C	HS-6A
1	Body Channel Screen	012884	012884	012884	012884	012884
2	Body Channel Screen Ret. Ring	012345	012345	012345	012345	012345
3	* Body Channel Welch Plug (Small)	013372	013372	013372	013372	013372
4	* Body Channel Welch Plug (Large)	012809	012809	012809	012809	012809
5	Choke Friction Ball	04784	04784	04784	04784	04784
6	Choke Friction Spring	08805	08805	08805	08805	08805
61	Choke Shaft & Lever	013300	013300	013300	013300	013371
7	Choke Shutter	013263	013263	013263	013263	013263
8	Diaphragm Gasket	013215	013215	013215	013215	013215
9	* Diaphragm	013278	013278	013278	013278	013278
10	Diaphragm Cover	013216	013216	013216	013216	013216
11	Diaphragm Cover Ret. Screw & Lockwsh. (4)	08942	08942	08942	08942	08942
12	Flange Gasket	013220	013220	013220	013220	013220
13	* Fuel Pump Diaphragm	013652	013652	013652	013652	013652
14	Fuel Pump Gasket	013218	013218	013218	013218	013218
15	Fuel Pump Cover	013167	013167	013167	013167	013603
16	Fuel Pump Cover Ret. Screw & Lockwsh. (4)	011441	011441	011441	011441	011441
17	* Idle Mixture Screw	013267	013267	013267	013267	013594
18	* Idle Mixture Screw Spring	08793	08793	08793	08793	08793
19	* Idle Speed Screw	----	----	013270	013270	013270
20	* Idle Speed Screw Spring	----	----	011431	011431	011431
21	* Inlet Control Lever	013395	013395	013209	013395	013395
22	* Inlet Pinion Pin	013210	013210	013210	013210	013210
23	* Inlet Pinion Pin Ret. Screw	013269	013269	013269	013269	013269
24	* Inlet Needle	013396	013396	013262	013396	013396
25	* Inlet Screen	012727	012727	012727	012727	012727
26	* Inlet Tension Spring	010578	010578	010578	010578	011503
27	* High Speed Mixture Screw	013268	013268	013268	013268	013593
28	* High Speed Mixture Screw Spring	08793	08793	08793	08793	08793
A3	Throttle Shaft & Lever	013296	----	013296	013296	013610
A8	Throttle Shaft & Lever	----	013981	----	----	----
29	Throttle Shaft Clip	013219	013219	013219	013219	013219
30	Thro. Shaft Clip Ret. Screw & Lockwsh.	010280	010280	010280	010280	010280
31	* Throttle Shaft Return Spring	013518	013518	----	----	013518
32	Throttle Shutter	04119	04119	04119	04119	04119
33	* Throttle Shutter Screw & Lockwasher	010280	010280	010280	010280	010280
34	* Gasket Set	GS-174	GS-174	GS-174	GS-174	GS-174
35	Repair Parts Kit	RK-592	RK-592	RK-592	RK-592	RK-624

(*) Indicates contents of Repair Parts Kit



BASIC PARTS ILLUSTRATIONS: See Front Page for illustrations corresponding to reference numbers in list below.

Carburetor Model	Superseding Model	Equipment
HS-7A		.Remington Arms Co.
HS-8A		.Fichtel & Sachs
HS-9A		.American-Lincoln
HS-10A&B	HS-10B	.Chrysler Outboard Corp.
HS-11A		.Tandsbyns Mekaniske Verksted

Ref.No.	Part Name	HS-7A	HS-8A	HS-9A	HS-10A&B	HS-11A
1	Body Channel Screen	012884	012884	012884	012884	012884
2	Body Channel Screen Ret. Ring	012345	012345	012345	012345	012345
3	* Body Channel Welch Plug (Small)	013372	013372	013372	013372	013372
4	* Body Channel Welch Plug (Large)	012809	012809	012809	012809	012809
5	Choke Friction Ball	04784	04784	04784	04784	04784
6	Choke Friction Spring	08805	08805	08805	08805	08805
C1	* Choke Lever Ret. Lockwasher	----	----	----	----	06396
C2	* Choke Lever Ret. Screw	----	----	----	----	06393
B1	Choke Shaft	----	----	----	----	013656
A1	Choke Shaft & Lever	013300	----	013300	013480	----
A2	Choke Shaft & Lever	----	013645	----	----	----
7	Choke Shutter	013263	013619	013263	013263	013263
8	Diaphragm Gasket	013215	013215	013215	013215	013215
9	* Diaphragm	013278	013278	013278	013278	013278
10	Diaphragm Cover	013216	013216	013216	013216	013216
11	Diaphragm Cover Ret. Screw & Lkwshr.(4)	08942	08942	08942	08942	08942
12	Flange Gasket	----	013220	013220	013220	013220
13	* Fuel Pump Diaphragm	013652	013217	013217	013652	013652
14	Fuel Pump Gasket	013218	013218	013218	013218	013218
15	Fuel Pump Cover	013167	013167	013167	013167	013167
16	Fuel Pump Cover Ret. Screw & Lkwshr.(4)	011441	011441	011441	011441	011441
17	* Idle Mixture Screw	013267	013376	013621	013376	013376
18	* Idle Mixture Screw Spring	08793	08793	08793	08793	08793
19	* Idle Speed Screw	013270	013270	013270	013270	013270
20	* Idle Speed Screw Spring	011431	011431	011431	011431	011431
21	* Inlet Control Lever	013395	013395	013395	013395	013395
22	* Inlet Pinion Pin	013210	013210	013210	013210	013210
23	* Inlet Pinion Pin Ret. Screw	013269	013269	013269	013269	013269
24	* Inlet Needle	013396	013396	013396	013396	013396
25	* Inlet Screen	012727	012727	012727	012727	012727
26	* Inlet Tension Spring	010578	011503	010578	011503	011503
27	* High Speed Mixture Screw	013268	013374	013622	013374	013374
28	* High Speed Mixture Screw Spring	08793	08793	08793	08793	08793
A6	Throttle Shaft & Lever	013709	----	----	----	----
A3	Throttle Shaft & Lever	----	013375	013296	013375	013375
29	Throttle Shaft Clip	013219	013219	013219	013219	013219
30	Thro. Shaft Clip Ret. Screw & Lkwshr	010280	010280	010280	010280	010280
31	* Throttle Shaft Return Spring	013518	013297	013518	013297	013297
32	Throttle Shutter	04119	04119	04119	04119	04119
33	* Throttle Shutter Screw & Lockwasher	010280	010280	010280	010280	010280
34	* Gasket Set	GS-192	GS-174	GS-174	GS-174	GS-174
35	Repair Parts Kit	RK-623	RK-634	RK-635	RK-639	RK-640

(*) Indicates contents of Repair Parts Kit.



BASIC PARTS ILLUSTRATIONS: See Front Page for illustrations corresponding to reference numbers in list below.

Carburetor Model	Superseding Model	Equipment
HS-12AOutboard Marine
HS-13AHomelite
HS-14ASkil Corporation
HS-15AWarsop Power Tools Ltd.
HS-16A	HS-16BOutboard Marine

Ref.No.	Part Name	HS-12A	HS-13A	HS-14A	HS-15A	HS-16A
1	Body Channel Screen	012884	----	----	012884	012884
2	Body Channel Screen Ret. Ring	012345	----	----	012345	012345
3	* Body Channel Welch Plug (Small)	013372	013372	013315	013372	013372
4	* Body Channel Welch Plug (Large)	012809	----	012809	012809	012809
5	Choke Friction Ball	----	04784	04784	----	----
6	Choke Friction Spring	----	08805	08805	----	----
b1	Choke Shaft	----	----	013687	----	----
A1	Choke Shaft & Lever	----	013300	----	----	----
7	Choke Shutter	----	013651	013651	----	----
8	Diaphragm Gasket	013215	013215	013215	013215	013215
9	* Diaphragm	013278	013278	013278	013278	013278
10	Diaphragm Cover	013216	013216	013216	013216	013216
11	Diaphragm Cover Ret. Screw & Lkwshr.(4)	08942	08942	08942	013822	08942
12	Flange Gasket	013220	013220	----	013220	013220
13	* Fuel Pump Diaphragm	013652	013652	013652	013217	013652
14	Fuel Pump Gasket	013218	013218	013218	013218	013218
15	Fuel Pump Cover	013167	013167	013167	013167	013167
16	Fuel Pump Cover Ret. Screw & Lkwshr.(4)	011441	011441	011441	013826	011441
17	* Idle Mixture Screw	013267	----	013689	013376	013267
18	* Idle Mixture Screw Spring	08793	----	013692	013823	08793
19	* Idle Speed Screw	013270	----	----	013270	013270
20	* Idle Speed Screw Spring	011431	----	----	011431	011431
21	* Inlet Control Lever	013395	013395	013395	013395	013395
22	* Inlet Pinion Pin	013210	013210	013210	013210	013210
23	* Inlet Pinion Pin Ret. Screw	013269	013269	013269	013269	013269
24	* Inlet Needle	013396	013396	013396	013396	013396
25	* Inlet Screen	012727	012727	012727	012727	012727
26	* Inlet Tension Spring	010578	011503	011503	011503	010578
27	* High Speed Mixture Screw	013268	013819	013690	013374	013268
28	* High Speed Mixture Screw Spring	08793	08793	08793	013823	08793
B2	Throttle Shaft	----	----	013688	----	----
A3	Throttle Shaft & Lever	014124	013682	----	013829	014124
29	Throttle Shaft Clip	013219	013219	013219	013219	013219
30	Throt. Shaft Clip Ret. Screw & Lkwshr	010280	010280	010280	013827	010280
G4	Throttle Shaft Pin	----	013591	----	----	----
31	* Throttle Shaft Ret. Spring	013518	----	----	013297	013518
32	Throttle Shutter	04119	04119	08781	04119	04119
33	* Throttle Shutter Screw & Lkwshr	010280	010280	010280	012296	010280
34	* Gasket Set	GS-174	GS-174	GS-185	GS-174	GS-174
35	Repair Parts Kit	RK-646	RK-642	RK-652	RK-661	RK-646

(*) Indicates contents of Repair Parts Kit



BASIC PARTS ILLUSTRATIONS: See Front Page for illustrations corresponding to reference numbers in list below.

Carburetor Model	Superseding Model	Equipment
HS-16B		Outboard Marine
HS-17A		Clinton
HS-18A		Power Machinery
HS-19A		Remington Arms Co.
HS-20A		Sole Kleinmotoren GMBH

Ref.No.	Part Name	HS-16B	HS-17A	HS-18A	HS-19A	HS-20A
C5	* Body Channel Reducer	014125	----	----	----	----
1	Body Channel Screen	----	012884	012884	012884	012884
2	Body Channel Screen Ret. Ring	----	012345	012345	012345	012345
3	* Body Channel Welch Plug (Small)	----	013372	013372	013372	013372
4	* Body Channel Welch Plug (Large)	012809	012809	012809	012809	012809
5	Choke Friction Ball	----	04784	----	04784	04784
6	Choke Friction Spring	----	08805	----	08805	08805
A1	Choke Shaft & Lever	----	----	----	013300	013371
A5	Choke Shaft & Lever	----	013838	----	----	----
7	Choke Shutter	----	013263	----	013263	013263
8	Diaphragm Gasket	013215	013215	013215	013215	013215
9	* Diaphragm	013278	013278	013278	013278	013278
10	Diaphragm Cover	013216	013216	013708	013216	013216
11	Diaphragm Cover Ret. Screw & Lkwshr.(4)	08942	08942	013846	08942	08942
12	Flange Gasket	013220	013220	013220	----	013220
13	* Fuel Pump Diaphragm	013652	013652	013652	013652	013652
14	Fuel Pump Gasket	013218	013218	013218	013218	013218
15	Fuel Pump Cover	013167	013167	013167	013167	013603
16	Fuel Pump Cover Ret. Screw & Lkwshr.(4)	011441	011441	011441	011441	011441
17	* Idle Mixture Screw	014299	013267	013376	013857	013594
18	* Idle Mixture Screw Spring	08793	08793	08793	08793	08793
19	* Idle Speed Screw	013270	013270	013270	013887	013270
20	* Idle Speed Screw Spring	011431	011431	014213	011431	011431
21	* Inlet Control Lever	013395	013395	013395	013395	013395
22	* Inlet Pinion Pin	013210	013210	013210	013210	013210
23	* Inlet Pinion Pin Ret. Screw	013269	013269	013269	013269	013269
24	* Inlet Needle	013396	013396	013396	013396	013396
25	* Inlet Screen	012727	012727	012727	012727	012727
26	* Inlet Tension Spring	011503	011503	011503	010578	011503
27	* High Speed Mixture Screw	013268	013268	013374	013858	013593
28	* High Speed Mixture Screw Spring	08793	08793	08793	08793	08793
C6	Nozzle Check Valve	014123	----	----	----	----
C7	Throttle Lever Ret. Screw & Lkwshr.(2)	----	----	013849	----	----
D2	Throttle Stop Lever	----	----	013844	----	----
D1	Throttle Lever	----	----	013843	----	----
B2	Throttle Shaft	----	----	013845	----	----
A3	Throttle Shaft & Lever	014124	013375	----	----	013610
A6	Throttle Shaft & Lever	----	----	----	013709	----
29	Throttle Shaft Clip	013219	013219	013219	013219	013219
30	Thro. Shaft Clip Ret. Screw & Lkwshr	010280	010280	010280	010280	010280
31	* Throttle Shaft Return Spring	013518	013297	013297	013518	013889
32	Throttle Shutter	04119	04119	04119	04119	04119
33	* Throttle Shutter Screw & Lkwshr	010280	010280	010280	010280	010280
34	* Gasket Set	GS-174	GS-174	GS-174	GS-192	GS-174
35	Repair Parts Kit	RK-712	RK-658	RK-668	RK-664	RK-665

(*) Indicates contents of Repair Parts Kit



BASIC PARTS ILLUSTRATIONS: See Front Page for illustrations corresponding to reference numbers in list below

Carburetor Model	Superseding Model	Equipment
HS-21A & B	HS-21BJonasreds Fabrikers Akt.
HS-22AFichtel & Sachs
HS-23ABaaird-Poulan
HS-24APRO/INC.
HS-24BPRO/INC.
HS-25AKyoritsu Noki Co.

Ref.No.	Part Name	HS-21A & B	HS-22A	HS-23A	HS-24A	HS-24B	HS-25A
1	Body Channel Screen	012884	012884	012884	012884	012884	012884
2	Body Channel Screen Ret. Ring	012345	012345	012345	012345	012345	012345
3	*Body Channel Welch Plug (Small)	013372	013372	013372	013372	013372	013372
4	*Body Channel Welch Plug (Large)	012809	012809	012809	012809	012809	012809
5	Choke Friction Ball	04784	04784	04784	04784	04784	04784
6	Choke Friction Spring	08805	08805	08805	08805	08805	08805
A1	Choke Shaft & Lever	011904	----	013300	----	----	014042
A2	Choke Shaft & Lever	----	013645	----	013985	013985	----
7	Choke Shutter	013263	014408	013263	013263	013263	013263
8	Diaphragm Gasket	013215	013215	013215	013215	013215	013215
9	*Diaphragm	013278	013278	013278	013278	013278	013278
10	Diaphragm Cover	013216	013216	013216	013216	013216	013216
11	Diaphragm Cover Ret. Screw & Lockwasher (4)	08942	08942	08942	08942	08942	08942
12	Flange Gasket	013220	013220	013220	013220	013220	013220
13	*Fuel Pump Diaphragm	013652	013652	013652	013652	013652	013652
14	Fuel Pump Gasket	013218	013218	013218	013218	013218	013218
15	Fuel Pump Cover	013167	013167	013167	013167	013167	013167
16	Fuel Pump Cover Ret. Screw & Lockwasher (4)	011441	011441	011441	011441	011441	011441
17	*Idle Mixture Screw	013902	013959	013267	013376	013376	013267
18	*Idle Mixture Screw Spring	013692	013692	08793	08793	08793	08793
19	*Idle Speed Screw	----	013270	----	013270	013270	013270
20	*Idle Speed Screw Spring	----	011431	----	011431	011431	011431
21	*Inlet Control Lever	013395	013395	013395	013395	013395	013395
22	*Inlet Pinion Pin	013210	013210	013210	013210	013210	013210
23	*Inlet Pinion Pin Ret. Screw	013269	013269	013269	013269	013269	013269
24	*Inlet Needle	013396	013396	013396	013396	013396	013396
25	*Inlet Screen	012727	012727	012727	012727	012727	012727
26	*Inlet Tension Spring	011503	010578	010578	011503	011503	011503
27	*High Speed Mixture Screw	013906	013958	013268	013374	013374	013268
28	*High Speed Mixture Screw Spring	08793	08793	08793	08793	08793	08793
D3	Throttle Lever	013899	----	----	----	----	----
C7	*Throttle Lever Ret. Screw & Lockwasher	013849	----	----	----	----	----
A3	Throttle Shaft & Lever	----	----	013296	----	----	013375
A4	Throttle Shaft & Lever	----	013957	----	----	----	----
A7	Throttle Shaft & Lever	013905	----	----	----	----	----
A9	Throttle Shaft & Lever	----	----	----	013989	----	----
A10	Throttle Shaft & Lever	----	----	----	----	014259	----
29	Throttle Shaft Clip	013219	013219	013219	013219	013219	013219
30	Throttle Shaft Clip Ret. Screw & Lockwasher	010280	010280	010280	010280	010280	010280
31	*Throttle Shaft Return Spring	013297	013297	013518	013297	013297	013297
32	Throttle Shutter	04119	04119	04119	04119	04119	04119
33	*Throttle Shutter Screw & Lockwasher	013827	010280	010280	010280	010280	010280
34	*Gasket Set	GS-174	GS-174	GS-174	GS-174	GS-174	GS-174
35	Repair Parts Kit	RK-680	RK-676	RK-677	RR-683	RR-683	RR-693

(*) Indicates contents of Repair Parts Kit



BASIC PARTS ILLUSTRATIONS: See Front Page for illustrations corresponding to reference numbers in list below.

Carburetor Model Superseding Model Equipment

HS-26A Homelite
 HS-27A Husqvarna Vapenfabriks Akt.
 HS-27B Husqvarna Vapenfabriks Akt.
 HS-28A HS-28B Dolmar Maschinenfabrik
 HS-28B Dolmar Maschinenfabrik

Ref.No.	Part Name	HS-26A	HS-27A	HS-27B	HS-28A	HS-28B
C5	*Body Channel Reducer	----	----	014125	----	014125
1	Body Channel Screen	012884	012884	----	012884	012884
2	Body Channel Screen Ret. Ring	012345	012345	----	012345	012345
3	*Body Channel Welch Plug (Small)	013372	013372	----	013372	013372
4	*Body Channel Welch Plug (Large)	012809	012809	012809	012809	012809
5	Choke Friction Ball	04784	04784	04784	04784	04784
6	Choke Friction Spring	08805	08805	08805	08805	08805
A1	Choke Shaft & Lever	013300	014112	014112	014146	014146
7	Choke Shutter	013263	013263	013263	013263	013263
8	Diaphragm Gasket	013215	013215	013215	013215	013215
9	*Diaphragm	013278	013278	013278	013278	013278
10	Diaphragm Cover	013216	013216	013216	013216	013216
11	Diaphragm Cover Ret. Screw & Lockwasher (4)	08942	08942	08942	08942	08942
12	Flange Gasket	013220	013220	013220	013220	013220
13	*Fuel Pump Diaphragm	013652	013652	013652	013652	013652
14	Fuel Pump Gasket	013218	013218	013218	013218	013218
15	Fuel Pump Cover	013167	013167	013167	013167	013167
16	Fuel Pump Cover Ret. Screw & Lockwasher (4)	011441	011441	011441	011441	011441
17	*Idle Mixture Screw	014076	013376	013376	013376	013376
18	*Idle Mixture Screw Spring	08793	08793	08793	08793	08793
19	*Idle Speed Screw	----	013270	013270	013270	013270
20	*Idle Speed Screw Spring	----	011431	011431	011431	011431
21	*Inlet Control Lever	013395	013395	013395	013395	013395
22	*Inlet Pinion Pin	013210	013210	013210	013210	013210
23	*Inlet Pinion Pin Ret. Screw	013269	013269	013269	013269	013269
24	*Inlet Needle	013396	013396	013396	013396	013396
25	*Inlet Screen	012727	012727	012727	012727	012727
26	*Inlet Tension Spring	010578	011503	011503	011503	011503
27	*High Speed Mixture Screw	014075	013374	013374	013374	013374
28	*High Speed Mixture Screw Spring	08793	08793	08793	08793	08793
C6	Nozzle Check Valve	----	----	014123	----	----
A1	Throttle Shaft & Lever	----	013375	013829	013375	013375
A8	Throttle Shaft & Lever	013981	----	----	----	----
29	Throttle Shaft Clip	013219	013219	013219	013219	013219
30	Throttle Shaft Clip Ret. Screw & Lockwasher	010280	010280	010280	010280	010280
31	*Throttle Shaft Return Spring	013518	013297	013297	013297	013297
32	Throttle Shutter	04119	04119	04119	04119	04119
33	*Throttle Shutter Screw & Lockwasher	010280	010280	010280	010280	010280
34	*Gasket Set	GS-174	GS-174	GS-174	GS-174	GS-174
35	Repair Parts Kit	RK-713	RK-716	RK-714	RK-715	RK-715

(*) Indicates contents of Repair Parts Kit



BASIC PARTS ILLUSTRATIONS: See Front Page for illustrations corresponding to reference numbers in list below

Carburetor Model Superseding Model Equipment

HS-29A Andreas Stihl Maschinenfabrik
 HS-30A Beard-Poulan
 HS-31A Danarm
 HS-33A American-Lincoln Corp.
 HS-35A Home-1ite

Ref.No.	Part Name	HS-29A	HS-30A	HS-31A	HS-33A	HS-35A
C5	*Body Channel Reducer	----	----	----	014125	----
1	Body Channel Screen	012884	012884	012884	012884	----
2	Body Channel Screen Ret. Ring	012345	012345	012345	012345	----
3	*Body Channel Welch Plug (Small)	013372	013372	013372	013372	----
4	*Body Channel Welch Plug (Large)	012809	012809	012809	012809	012809
5	Choke Friction Ball	04784	04784	04784	04784	04784
6	Choke Friction Spring	014227	08805	08805	08805	08805
B3	Choke Shaft	----	----	----	----	014375
A1	Choke Shaft & Lever	----	013300	014251	013300	----
A5	Choke Shaft & Lever	014179	----	----	----	----
7	Choke Shutter	09626	013263	013263	013263	013263
C7	Choke Shutter Screw & Lockwasher	010280	----	----	----	----
8	Diaphragm Gasket	013215	013215	013215	013215	013215
9	*Diaphragm	013278	013278	013278	013278	013278
10	Diaphragm Cover	013216	013216	013216	013216	013708
11	Diaphragm Cover Ret. Screw & Lockwasher (4)	08942	08942	08942	08942	013846
12	Flange Gasket	013220	013220	013220	013220	013220
13	*Fuel Pump Diaphragm	013652	013652	013652	013217	013652
14	Fuel Pump Gasket	013218	013218	013218	013218	013218
15	Fuel Pump Cover	013167	013167	013167	013167	013167
16	Fuel Pump Cover Ret. Screw (4)	011441	011441	011441	011441	011441
17	*Idle Mixture Screw	014181	013267	013959	013621	013959
18	*Idle Mixture Screw Spring	011692	08793	011692	08793	013692
19	*Idle Speed Screw	----	----	013270	013270	013270
20	*Idle Speed Screw Spring	----	----	011431	011431	011431
21	*Inlet Control Lever	013395	013395	013395	013395	013395
22	*Inlet Pinion Pin	013210	013210	013210	013210	013210
23	*Inlet Pinion Pin Ret. Screw	013269	013269	013269	013269	013269
24	*Inlet Needle	013396	013396	013396	013396	013396
25	*Inlet Screen	012727	012727	012727	012727	012727
26	*Inlet Tension Spring	011503	010578	011503	010578	011503
27	*High Speed Mixture Screw	014180	013268	014252	013622	014372
28	*High Speed Mixture Screw Spring	08793	08793	08793	08793	08793
C6	Nozzle Check Valve	----	----	----	----	014374
D4	Throttle Lever	----	----	----	----	014415
C7	*Throttle Lever Ret. Screw	----	----	----	----	013849
A1	Throttle Shaft & Lever	----	013296	013610	013296	014377
A7	Throttle Shaft & Lever	014177	----	----	----	----
29	Throttle Shaft Clip	013219	013219	013219	013219	013219
30	Throttle Shaft Clip Ret. Screw & Lockwasher	010280	010280	010280	010280	010280
31	*Throttle Shaft Ret. Spring	013297	013518	013518	013518	----
32	Throttle Shutter	04119	04119	04119	04119	08646
33	*Throttle Shutter Screw & Lockwasher	010280	010280	010280	010280	010280
34	*Gasket Set	GS-174	GS-174	GS-174	GS-174	GS-174
35	Repair Parts Kit	RK-729	RK-677	RK-740	RK-635	RK-749

(*) Indicates contents of Repair Parts Kit



BASIC PARTS ILLUSTRATIONS: See Front Page for illustrations corresponding to reference numbers in list below.

Carburetor Model	Superseding Model	Equipment
HS-37A		Remington Arms
HS-38A		Remington Arms
HS-39A		Outboard Marine
HS-41A		Solo Kleinmotoren GMBH
HS-42A		Remington Arms

Ref.No.	Part Name	HS-37A	HS-38A	HS-39A	HS-41A	HS-42A
C5	*Body Channel Reducer	----	----	014125	----	----
1	Body Channel Screen	012884	012884	----	012884	012884
2	Body Channel Screen Ret. Ring	012345	012345	----	012345	012345
3	*Body Channel Welch Plug (Small)	013372	013372	----	013372	013372
4	*Body Channel Welch Plug (Large)	012809	012809	012809	012809	012809
5	Choke Friction Ball	04784	04784	----	04784	04784
6	Choke Friction Spring	08805	08805	----	08805	08805
A1	Choke Shaft & Lever	013300	013300	----	013371	013300
7	Choke Shutter	013263	013619	----	013263	013263
8	Diaphragm Gasket	013215	013215	013215	013215	013215
9	*Diaphragm	013278	013278	013278	013278	013278
10	Diaphragm Cover	013216	013216	013216	013216	013216
11	Diaphragm Cover Ret. Screw & Lockwasher (4)	08942	08942	08942	08942	08942
12	Flange Gasket	----	014419	013220	013220	014419
13	*Fuel Pump Diaphragm	013652	013652	013652	013652	013652
14	Fuel Pump Gasket	013218	013218	013218	013218	013218
15	Fuel Pump Cover	013167	013167	013167	013603	013167
16	Fuel Pump Cover Ret. Screw & Lockwasher (4)	011441	011441	011441	011441	011441
17	*Idle Mixture Screw	013267	013267	014458	013594	013857
18	*Idle Mixture Screw Spring	08793	08793	08793	08793	08793
19	*Idle Speed Screw	013270	013270	----	013270	013887
20	*Idle Speed Screw Spring	011431	011431	----	011431	011431
21	*Inlet Control Lever	013395	013395	013395	013395	013395
22	*Inlet Pinion Pin	013210	013210	013210	013210	013210
23	*Inlet Pinion Pin Ret. Screw	013269	013269	013269	013269	013269
24	*Inlet Needle	013396	013396	013396	013396	013396
25	*Inlet Screen	012727	012727	012727	012727	012727
26	*Inlet Tension Spring	010578	010578	011501	011501	010578
27	*High Speed Mixture Screw	013268	013268	013622	013593	013858
28	*High Speed Mixture Screw Spring	08791	08793	08793	08793	08793
C6	Nozzle Check Valve	----	----	014123	----	----
A3	Throttle Shaft & Lever	014390	----	----	013610	----
A5	Throttle Shaft & Lever	----	----	014460	----	----
A6	Throttle Shaft & Lever	----	014404	----	----	014404
29	Throttle Shaft Clip	013219	013219	013219	013219	013219
30	Throttle Shaft Clip Ret. Screw	010280	010280	010280	010280	010280
31	*Throttle Shaft Return Spring	----	013518	014456	013889	013518
12	Throttle Shutter	04119	04119	04119	04119	04119
33	*Throttle Shutter Screw	010280	010280	010280	010280	010280
14	*Gasket Set	GS-192	GS-200	GS-174	GS-174	GS-200
35	Repair Parts Kit	RK-748	RK-779	RK-776	RK-665	RK-781

(*) Indicates contents of Repair Parts Kit.