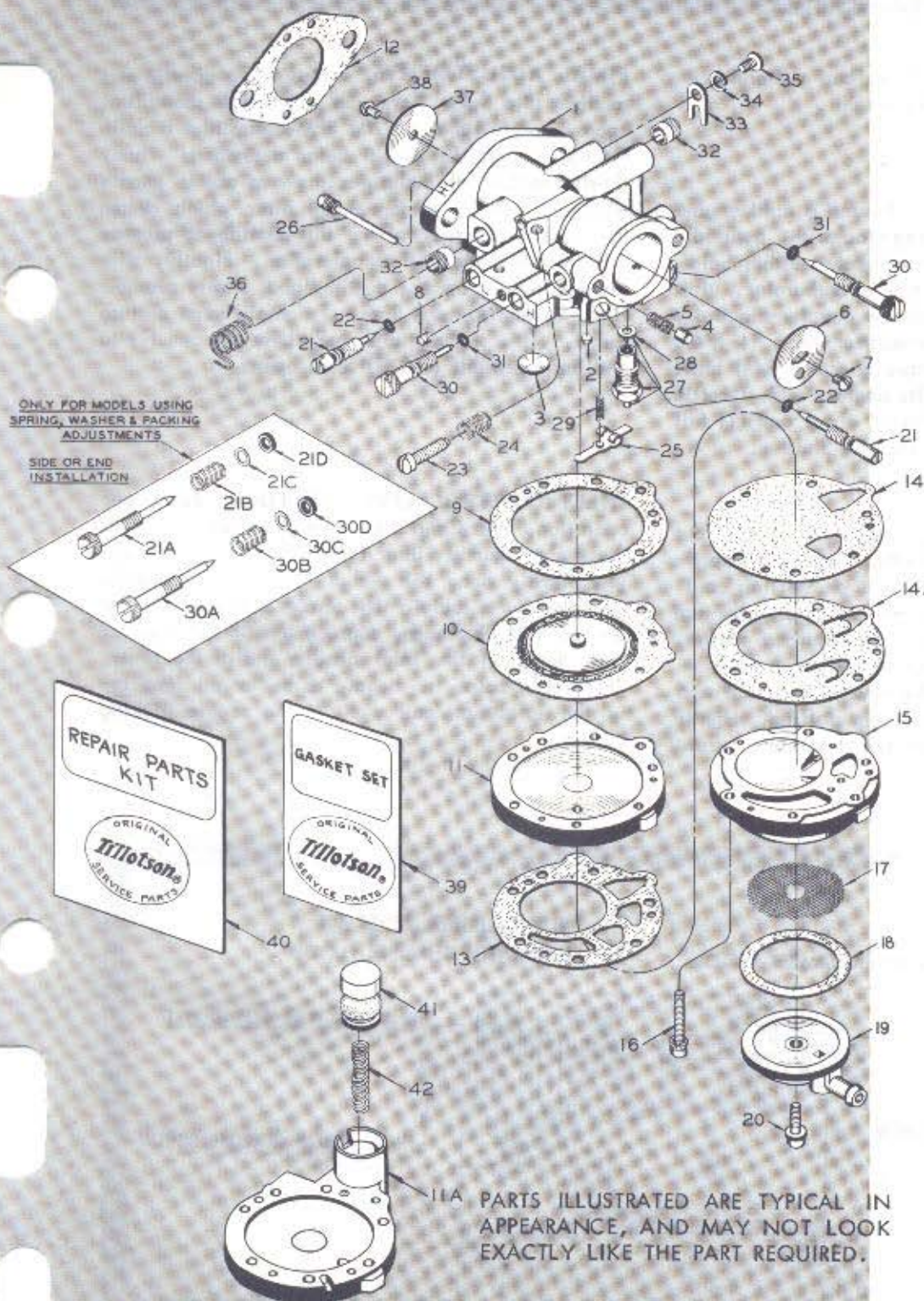




HL SERIES

Parts List Section • CARBURETORS

ILLUSTRATION OF BASIC PARTS STANDARD THROUGHOUT HL SERIES CARBURETOR.
FOR INDIVIDUAL MODEL LISTINGS SEE FOLLOWING PAGES.



- | Ref. No. | Part Name |
|----------|--|
| 1 | Body (Service) |
| 2 | Body Channel Cup Plug |
| 3 | Body Channel Welch Plug |
| 4 | Choke Friction Pin |
| 5 | Choke Friction Spring |
| 6 | Choke Shutter |
| 7 | Choke Shutter Screw & Lockwasher |
| 8 | Diaphragm Chamber Drain Screw |
| 9 | Diaphragm Gasket |
| 10 | Diaphragm |
| 11 | Diaphragm Cover |
| 11A | Diaphragm Cover |
| 12 | Flange Gasket |
| 13 | Fuel Pump Gasket |
| 14 | Fuel Pump Diaphragm |
| 14A | Fuel Pump Diaphragm |
| 15 | Fuel Pump Body |
| 16 | Fuel Pump Body Screw & Lockwasher (6) |
| 17 | Fuel Strainer Screen |
| 18 | Fuel Strainer Cover Gasket |
| 19 | Fuel Strainer Cover |
| 20 | Fuel Strainer Cover Retaining Screw |
| 21 | Idle Mix. Screw (Incl. Ref. 22) |
| 21A | Idle Mix. Screw |
| 21B | Idle Mix. Screw Spring |
| 21C | Idle Mix. Screw Washer |
| 21D | Idle Mix. Screw Packing |
| 22 | Idle Mix. Screw Seal Ring |
| 23 | Idle Speed Screw |
| 24 | Idle Speed Screw Spring |
| 25 | Inlet Control Lever |
| 26 | Inlet Control Lever Pinion Screw |
| 27 | Inlet Needle, Seat & Gasket |
| 28 | Inlet Seat Gasket |
| 29 | Inlet Tension Spring |
| 30 | High Speed Mixture Screw (Incl. Ref. 31) |
| 30A | High Speed Mix. Screw |
| 30B | High Speed Mix. Screw Spring |
| 30C | High Speed Mix. Screw Washer |
| 30D | High Speed Mix. Screw Packing |
| 31 | High Speed Mix. Screw Seal Ring |
| 32 | Throttle Shaft Bushings (2) |
| 33 | Throttle Shaft Clip |
| 34 | Throttle Shaft Clip Lockwasher |
| 35 | Throttle Shaft Clip Ret. Screw |
| 36 | Throttle Shaft Return Spring |
| 37 | Throttle Shutter |
| 38 | Throttle Shutter Screw & Lockwasher |
| 39 | Gasket & Packing Set |
| 40 | Repair Parts Kit |
| 41 | Accelerator Pump Assembly |
| 42 | Accelerator Pump Spring |

TILLOTSON MANUFACTURING CO.
PARTS AND SERVICE DIVISION
TOLEDO, OHIO 43612

ADJUSTMENT and SERVICE INSTRUCTIONS

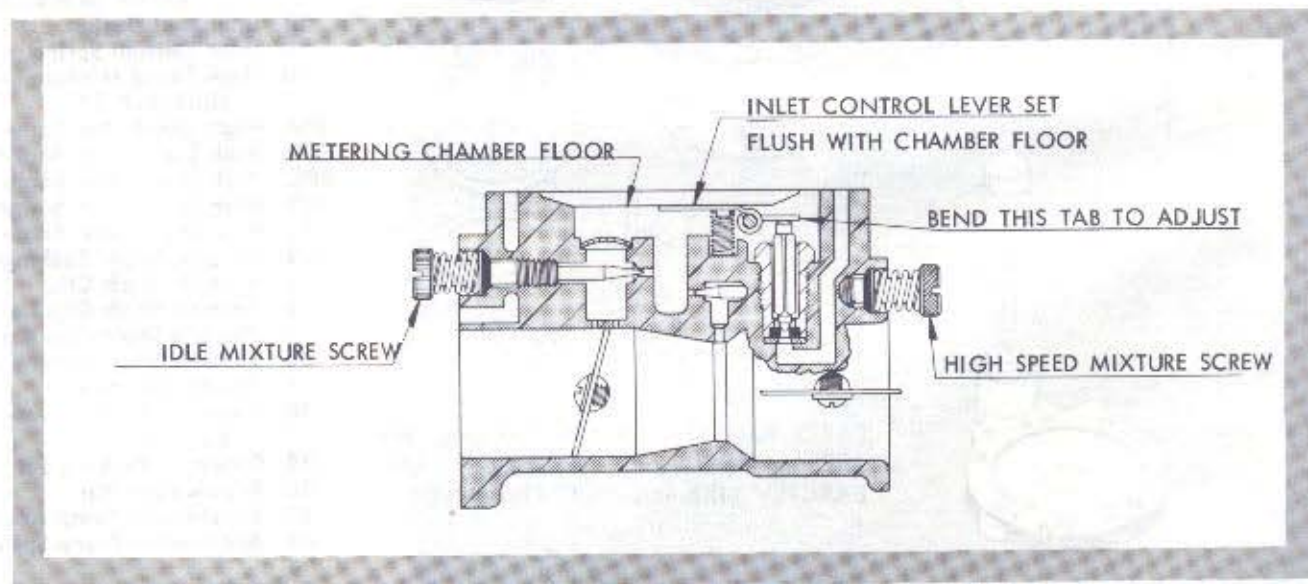
To properly adjust carburetor for best performance the engine must be thoroughly warm.

INITIAL ADJUSTMENTS: To start a cold engine first carefully close, by turning clockwise, both Idle and High Speed Mixture Screws located either below air intake opening or at left side of carburetor. Now open High Speed Mixture Screw counter-clockwise approximately one and one-quarter turns (1-1/4). Open Idle Mixture Screw three quarters (3/4) turn. Back Idle Speed Screw off its contact with Throttle Stop Lever then turn it inward about one (1) full turn so as to slightly open Throttle Shutter.

Open fuel shut off valve, choke carburetor, put ignition switch to "ON" position, squeeze throttle trigger and give firm quick pull on starting cord. When engine fires, decrease the choke slightly and ease off the throttle trigger. Do not race engine, gradually decrease the choke to full open position as engine warms. Then make several test cuts and if necessary, to keep engine from stalling, slightly increase opening of the High Speed Mixture Screw.

FINAL ADJUSTMENTS: Now close throttle and readjust Idle Speed Screw so engine idle speed is at approximately 1800 to 2200 RPM and without chain turning or throttle trigger being depressed. Then, slowly readjust Idle Mixture Screw to obtain smooth and even engine performance, after which richen the mixture slightly above this setting to provide sufficient fuel for quick acceleration. Finally, with saw functioning under a cutting load, slowly readjust High Speed Mixture Screw to obtain even cutting speed. This setting will vary between one (1) to one and one-half (1-1/2) turns open.

INLET CONTROL LEVER SETTING: For proper operation, Inlet Control Lever must be set flush with diaphragm chamber floor (See Illustration). To adjust, simply bend tab which contacts inlet needle up or down to obtain the correct setting. Do not pry on the diaphragm contact end of the lever or push down on the inlet needle end of the lever. This could cause the needle to be forced deep into the soft insert and result in the needle sticking closed.



TILLOTSON MANUFACTURING CO.
PARTS AND SERVICE DIVISION
TOLEDO, OHIO 43612



SPECIAL PARTS ILLUSTRATIONS






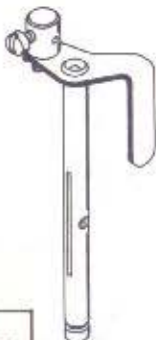


SHAFT & LEVER ASSEMBLIES

 A1	 A2	 A3	 A4	 A5
 A6	 A7	 A8	 A9	 A10
 A11	 A12	 A13	 A14	 A15
 A16	 A17	 A18	 A19	 A20
 A21	 A22	 A23	 A24	 A25








TILLOTSON MANUFACTURING CO.
PARTS AND SERVICE DIVISION
TOLEDO, OHIO 43612

SPECIAL PARTS ILLUSTRATIONS

SHAFT & LEVER ASSEMBLIES

 A26	 A27	 A28	 A29	 A30
 A31	 A32	 A33		

SHAFTS














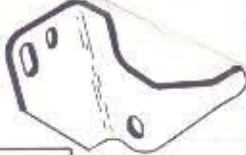
 B1	 B2	 B3	 B4	 B5	 B6	 B7	
---	---	---	---	---	---	---	--

TILLOTSON MANUFACTURING CO.
PARTS AND SERVICE DIVISION
TOLEDO, OHIO 43612























SPECIAL PARTS ILLUSTRATIONS

LEVERS











 C1	 C2	 C3	 C4	 C5
 C6	 C7	 C8	 C9	 C10
 C11	 C12	 C13	 C14	

MISCELLANEOUS PARTS

 D1	 D2	 D3	 D4	 D5
 D6	 D7	 D8	 D9	 D10
 D11	 D12	 D13	 D14	 D15
 D16	 D17	 D18	 D19	 D20

SPECIAL PARTS ILLUSTRATIONS

MISCELLANEOUS PARTS

 D21	 D22	 D23	 D24	 D25
 D26	 D27			
SPRINGS				
 E1	 E2	 E3		



BASIC PARTS ILLUSTRATIONS: See front cover for illustrations corresponding to reference **numbers** in list below.
SPECIAL PARTS ILLUSTRATIONS: See pages 3, 4, 5 and 6 for illustrations corresponding to reference **letters** in list below.

Carburetor Model	Superseding Model	Equipment
HL-1A	HL-117C	Homelite
HL-2A		West Bend
HL-3A		Power Machinery
HL-4A	HL-117C	Homelite
HL-5A		Beaird-Poulan
HL-6A		Power Products

Ref. No.	Parts Name	HL - 1A	HL - 2A	HL - 3A	HL - 4A	HL - 5A	HL - 6A
1	Body (Service)	011228	010785	010813	011228	010797	010833
2	*Body Channel Cup Plug	010588	010588	010588	010588	010588	010588
3	*Body Channel Welch Plug	02531	02531	02531	02531	02531	02531
4	Choke Friction Pin	05454	05454	05454	05454	05454	05454
5	Choke Friction Spring	08805	08805	08805	08805	08805	08805
A15	Choke Shaft & Lever	010610	010781	- - -	010610	010794	010831
A16	Choke Shaft & Lever	- - -	- - -	010811	- - -	- - -	- - -
6	Choke Shutter	09626	09626	09626	09626	09626	09626
7	Choke Shutter Screw & Lkwshr.	0120	08942	0120	0120	08942	08942
8	Diaphragm Chamber Drain Screw	02232	02232	02232	02232	02232	02232
9	Diaphragm Gasket	012473	012473	012473	012473	012473	012473
10	*Diaphragm	012475	012475	012475	012475	012475	012475
11	Diaphragm Cover	010526	010526	010526	010526	010526	010834
12	Flange Gasket	010730	010730	010730	010730	010730	010730
13	Fuel Pump Gasket	012930	012930	012930	012930	012930	012930
14	*Fuel Pump Diaphragm	010531T	012698	012698	010531T	012698	012698
15	Fuel Pump Body	010525	010525	010525	010525	010525	010525
16	Fuel Pump Body Screw & Lkwshr. (6)	010098	010098	010098	010098	010098	010098
17	*Fuel Strainer Screen	010530	010530	010530	010530	010530	010530
18	Fuel Strainer Cover Gasket	010529	010529	010529	010529	010529	010529
19	Fuel Strainer Cover	010527	010527	010527	010527	010527	010527
20	*Fuel Strainer Cover Ret. Screw	010571	010571	010571	010571	010571	010571
21	*Idle Mixture Screw (Incl. Ref. 22)	011221	010784	010617	011221	010798	010798
22	Idle Mixture Screw Seal Ring	010589	010589	010589	010589	010589	010589
23	*Idle Speed Screw	05095	05095	05095	05095	05095	05095
24	*Idle Speed Screw Spring	0788	0788	0788	0788	0788	0788
25	*Inlet Control Lever	010513	010513	010513	010513	010513	010513
26	*Inlet Control Lever Pinion Screw	010581	010581	010581	010581	010581	010581
27	*INLET NEEDLE SEAT & GASKET.	010580	010580	010580	010580	010580	010580
28	Inlet Seat Gasket	010165	010165	010165	010165	010165	010165
29	*Inlet Tension Spring	010578	010578	010578	010578	010578	010578
30	*High Speed Mixture Screw (Incl. Ref. 31)	011216	011272	010624	011216	010805	010791
31	High Speed Mixture Screw Seal Ring	010589	010589	010589	010589	010589	010589
C4	Throttle Lever	- - -	- - -	- - -	- - -	08983	- - -
D15	*Throttle Lever Lockwasher	- - -	- - -	- - -	- - -	08988	- - -
D16	*Throttle Lever Ret. Lkwshr.	- - -	- - -	- - -	- - -	06396	- - -
D13	*Throttle Lever Ret. Screw	- - -	- - -	- - -	- - -	06393	- - -
D17	*Throttle Lever Ret. Washer	- - -	- - -	- - -	- - -	03804	- - -
B2	Throttle Shaft	- - -	- - -	- - -	- - -	010793	- - -
A1	Throttle Shaft & Lever	- - -	- - -	010809	- - -	- - -	- - -
A2	Throttle Shaft & Lever	010608	- - -	- - -	010802	- - -	- - -
A4	Throttle Shaft & Lever	- - -	010779	- - -	- - -	- - -	010779
32	Throttle Shaft Bushings (2)	09780	09780	09780	09780	09780	09780
33	Throttle Shaft Clip	09678	09678	09678	09678	09678	09678
34	Throttle Shaft Clip Lockwasher	0992	0992	0992	0992	0992	0992
35	Throttle Shaft Clip Ret. Screw	01974	01974	01974	01974	01974	01974
36	*Throttle Shaft Return Spring	- - -	010775	010775	- - -	010775	010775
37	Throttle Shutter	09618	08646	09618	09618	08646	08646
38	*Throttle Shutter Screw & Lockwasher	05204	08942	05204	05204	08942	08942
C2	Throttle Stop Lever	011240	- - -	- - -	011240	- - -	- - -
C3	Throttle Stop Lever	- - -	- - -	010783	- - -	010783	- - -
D16	*Throttle Stop Lever Ret. Lkwshr	06396	- - -	06396	06396	- - -	- - -
D13	*Throttle Stop Lever Ret. Screw	06393	- - -	06393	06393	- - -	- - -
39	*GASKET & PACKING SET	GS-122	GS-122	GS-122	GS-122	GS-122	GS-122
40	REPAIR PARTS KIT	RK-357	RK-544	RK-541	RK-357	RK-318	RK-317

(* Indicates contents of REPAIR PARTS KIT

TILLOTSON MANUFACTURING CO.
 PARTS AND SERVICE DIVISION
 TOLEDO, OHIO 43612

BASIC PARTS ILLUSTRATIONS: See front cover for illustrations corresponding to reference numbers in list below.

SPECIAL PARTS ILLUSTRATIONS: See pages 3, 4, 5 and 6 for illustrations corresponding to reference letters in list below.

Carburetor Model	Superseding Model	Equipment
HL-7A		Bolens (Titan)
HL-8A		I. E. L.
HL-8AX	HL-16A	I. E. L.
HL-9A	HL-9B	Thomas Industries
HL-9B		Thomas Industries
HL-10A		Remington

Ref. No.	Parts Name	HL - 7A	HL - 8A	HL - 8AX	HL - 9A	HL - 9B	HL - 10A
1	Body (Service)	010838	011429	010860	011109	011109	010865
2	*Body Channel Cup Plug	010588	010588	010588	010588	010588	010588
3	*Body Channel Welch Plug	02531	02531	02531	02531	02531	02531
4	Choke Friction Pin	05454	05454	05454	05454	05454	05454
5	Choke Friction Spring	08805	08805	08805	08805	08805	08805
A15	Choke Shaft & Lever	010837	010868	010868	010855	011106	010864
6	Choke Shutter	09626	09626	09626	09626	09626	09626
7	Choke Shutter Screw & Lockwasher	08942	08942	08942	08942	08942	08942
8	Diaphragm Chamber Drain Screw	02232	02232	02232	02232	02232	02232
9	Diaphragm Gasket	012473	012473	012473	012473	012473	012473
10	*Diaphragm	012475	012475	012475	012475	012475	012475
11	Diaphragm Cover	010526	010954	010526	010834	010834	010526
12	Flange Gasket	010730	010730	010730	010730	010730	010730
13	Fuel Pump Gasket	012930	012930	012930	012930	012930	012930
14	*Fuel Pump Diaphragm	012698	012698	012698	012698	012698	012698
15	Fuel Pump Body	010525	010525	010525	010525	010525	010525
16	Fuel Pump Body Screw & Lkwsr. (6)	010098	010098	010098	010098	010098	010098
17	*Fuel Strainer Screen	010530	010530	010530	010530	010530	010530
18	Fuel Strainer Cover Gasket	010529	010529	010529	010529	010529	010529
19	Fuel Strainer Cover	010527	010527	010527	010527	010527	010527
20	*Fuel Strainer Cover Ret. Screw	010571	010571	010571	010571	010571	010571
21	*Idle Mixture Screw (Incl. Ref. 22)	010798	010617	010617	010617	010617	010617
22	Idle Mixture Screw Seal Ring	010589	010589	010589	010589	010589	010589
23	*Idle Speed Screw	05095	05095	05095	05095	05095	05095
24	*Idle Speed Screw Spring	0788	0788	0788	0788	0788	0788
25	*Inlet Control Lever	010513	010513	010513	010513	010513	010513
26	*Inlet Control Lever Pinion Screw	010581	010581	010581	010581	010581	010581
27	*INLET NEEDLE SEAT & GASKET	010580	010580	010580	010580	010580	010580
28	Inlet Seat Gasket	010165	010165	010165	010165	010165	010165
29	*Inlet Tension Spring	010578	010578	010578	010578	010578	010578
30	*High Speed Mixture Screw (Incl. Ref. 31)	010791	010624	010624	010624	010624	010624
31	High Speed Mixture Screw Seal Ring	010589	010589	010589	010589	010589	010589
C4	Throttle Lever	---	---	---	08983	---	---
C5	Throttle Lever & Swivel (Incl. Screws)	06741	---	---	---	---	---
D14	Throttle Lever Clamp Screw	0240	---	---	---	---	---
D15	*Throttle Lever Lockwasher	---	---	---	08988	---	---
D13	*Throttle Lever Ret. Screw	---	---	---	06393	---	---
D16	*Throttle Lever Ret. Screw Lkwsr	---	---	---	06396	---	---
D17	*Throttle Lever Ret. Screw Washer	---	---	---	03804	---	---
B2	Throttle Shaft	---	---	---	010793	---	---
A1	Throttle Shaft & Lever	---	---	---	---	---	010862
A4	Throttle Shaft & Lever	010779	010858	---	---	---	---
A9	Throttle Shaft & Lever	---	---	---	---	011108	---
A13	Throttle Shaft & Lever	---	---	010906	---	---	---
32	Throttle Shaft Bushings (2)	09780	09780	09780	09780	09780	09780
33	Throttle Shaft Clip	09678	09678	09678	09678	09678	09678
34	Throttle Shaft Clip Lockwasher	0992	0992	0992	0992	0992	0992
35	Throttle Shaft Clip Ret. Screw	01974	01974	01974	01974	01974	01974
36	*Throttle Shaft Return Spring	010775	010775	010775	010775	010775	010999
37	Throttle Shutter	08646	08646	08646	08646	08646	08646
38	*Throttle Shutter Screw & Lkwsr.	08942	08942	08942	08942	08942	08942
C3	Throttle Stop Lever	---	---	---	010783	---	010783
D16	*Throttle Stop Lever Ret. Lkwsr.	---	---	---	---	---	06396
D13	*Throttle Stop Lever Ret. Screw	---	---	---	---	---	06393
D14	Throttle Wire Retaining Screw	058	---	---	---	---	---
39	*GASKET & PACKING SET	GS-122	GS-122	GS-122	GS-122	GS-122	GS-122
40	REPAIR PARTS KIT	RK-317	RK-315	RK-315	RK-316	RK-316	RK-409

(*) Indicates contents of REPAIR PARTS KIT

TILLOTSON MANUFACTURING CO.
PARTS AND SERVICE DIVISION
TOLEDO, OHIO 43612



BASIC PARTS ILLUSTRATIONS: See front cover for illustrations corresponding to reference numbers in list below.
SPECIAL PARTS ILLUSTRATIONS: See pages 3, 4, 5 and 6 for illustrations corresponding to reference letters in list below.

Carburetor Model	Superseding Model	Equipment
HL-11A		Power Products
HL-13A		Clinton
HL-14A		Clinton
HL-15A	HL-88A	West Bend
HL-16A		I. E. L.
HL-17A		Remington

Ref. No.	Parts Name	HL - 11A	HL - 13A	HL - 14A	HL - 15A	HL - 16A	HL - 17A
1	Body (Service)	010910	010909	010914	010917	010860	010988
2	*Body Channel Cup Plug	010588	010588	010588	010588	010588	010588
3	*Body Channel Welch Plug	02531	02531	02531	02531	02531	02531
4	Choke Friction Pin	05454	05454	05454	05454	05454	05454
5	Choke Friction Spring	08805	08805	08805	08805	08805	08805
A15	Choke Shaft & Lever	010831	010831	010831	010781	011003	010864
6	Choke Shutter	09626	09626	09626	09626	09626	09626
7	Choke Shutter Screw & Lockwasher	08942	08942	08942	08942	08942	08942
8	Diaphragm Chamber Drain Screw	02232	02232	02232	02232	02232	02232
9	Diaphragm Gasket	012473	012473	012473	012473	012473	012473
10	*Diaphragm	012475	012475	012475	012475	012475	012475
11	Diaphragm Cover	010526	010526	010834	010526	010526	010526
12	Flange Gasket	010730	010730	010730	010730	010730	010730
13	Fuel Pump Gasket	012930	012930	012930	012930	012930	012930
14	*Fuel Pump Diaphragm	012698	012698	012698	012698	012698	012698
15	Fuel Pump Body	010525	010525	010525	010525	010525	010525
16	Fuel Pump Body Screw & Lkwsr. (6)	010098	010098	010098	010098	010098	010098
17	*Fuel Strainer Screen	010530	010530	010530	010530	010530	010530
18	Fuel Strainer Cover Gasket	010529	010529	010529	010529	010529	010529
19	Fuel Strainer Cover	010527	010527	010527	010527	010527	010527
20	*Fuel Strainer Cover Ret. Screw	010571	010571	010571	010571	010571	010571
21	*Idle Mixture Screw (Incl. Ref. 22)	010798	010798	010798	010784	010617	010617
22	Idle Mixture Screw Seal Ring	010589	010589	010589	010589	010589	010589
23	*Idle Speed Screw	05095	05095	05095	05095	05095	05095
24	*Idle Speed Screw Spring	0788	0788	0788	0788	0788	0788
25	*Inlet Control Lever	010513	010513	010513	010513	010513	010513
26	*Inlet Control Lever Pinion Screw	010581	010581	010581	010581	010581	010581
27	*INLET NEEDLE SEAT & GASKET	010580	010580	010580	010580	010580	010580
28	Inlet Seat Gasket	010165	010165	010165	010165	010165	010165
29	*Inlet Tension Spring	010578	010578	010578	010578	010578	010578
30	*High Speed Mixture Screw (Incl. Ref. 31)	010791	010805	010805	011272	010624	010624
31	High Speed Mixture Screw Seal Ring	010589	010589	010589	010589	010589	010589
C7	Throttle Lever	---	010379	010912	---	---	---
D16	*Throttle Lever Ret. Lkwsr	---	06396	06396	---	---	---
D13	*Throttle Lever Ret. Screw	---	06393	06393	---	---	---
A1	Throttle Shaft & Lever	---	---	---	---	---	010862
A4	Throttle Shaft & Lever	010779	---	---	010779	---	---
A13	Throttle Shaft & Lever	---	---	---	---	010906	---
A14	Throttle Shaft & Lever	---	010908	010908	---	---	---
32	Throttle Shaft Bushings (2)	09780	09780	09780	09780	09780	09780
33	Throttle Shaft Clip	09678	09678	09678	09678	09678	09678
34	Throttle Shaft Clip Lockwasher	0992	0992	0992	0992	0992	0992
35	Throttle Shaft Clip Ret. Screw	01974	01974	01974	01974	01974	01974
36	*Throttle Shaft Return Spring	010775	010775	010775	010775	010775	010999
37	Throttle Shutter	08646	08646	08646	08646	08646	08646
38	*Throttle Shutter Screw & Lkwsr	08942	08942	08942	08942	08942	08942
C3	Throttle Stop Lever	---	---	---	---	---	010783
D16	*Throttle Stop Lever Ret. Lkwsr	---	---	---	---	---	06396
D13	*Throttle Stop Lever Ret. Screw	---	---	---	---	---	06393
39	*GASKET & PACKING SET	GS-122	GS-122	GS-122	GS-122	GS-122	GS-122
40	REPAIR PARTS KIT	RK-317	RK-537	RK-537	RK-544	RK-315	RK-409

(*) Indicates contents of REPAIR PARTS KIT

TILLOTSON MANUFACTURING CO.

PARTS AND SERVICE DIVISION

TOLEDO, OHIO 43612

BASIC PARTS ILLUSTRATIONS: See front cover for illustrations corresponding to reference numbers in list below.

SPECIAL PARTS ILLUSTRATIONS: See pages 3, 4, 5 and 6 for illustrations corresponding to reference letters in list below.

Carburetor Model	Superseding Model	Equipment
HL-18A		Beaird-Poulan
HL-19B & C	HL-19C	McCulloch
HL-19D	HL-19F	McCulloch
HL-19DX	HL-103C	McCulloch
HL-19E & ET	HL-19F	McCulloch
HL-19F		McCulloch

Ref. No.	Parts Name	HL - 18A	HL - 19B HL - 19C	HL - 19 D	HL - 19DX	HL - 19E HL - 19ET	HL - 19F
1	Body (Service)	011007	011277	012343	012342	012343	012866
2	*Body Channel Cup Plug	010588	010588	012347	010588	012347	012347
D20	Body Channel Screen	---	---	012344	---	012344	012344
D16	Body Channel Screen Retaining Ring	---	---	012345	---	012345	012345
3	*Body Channel Welch Plug	02531	02531	02531	02531	02531	02531
D8	*Body Channel Welch Plug	---	02519	02519	02519	02519	---
4	Choke Friction Pin	05454	---	---	---	---	---
5	Choke Friction Spring	08805	---	---	---	---	---
A15	Choke Shaft & Lever	010794	---	---	---	---	---
A17	Choke Shaft & Lever	---	011047	011047	011047	011047	012854
E1	*Choke Shaft Return Spring	---	011275	011275	011275	011275	011275
D4	Choke Shutter	---	---	---	---	---	011883
6	Choke Shutter	09626	09626	09626	09626	09626	---
7	Choke Shutter Screw & Lockwasher	08942	08942	08942	08942	08942	---
8	Diaphragm Chamber Drain Screw	02232	02232	02232	02232	02232	02232
9	Diaphragm Gasket	012473	012473	012473	012473	012473	012473
10	*Diaphragm	012475	012475	012475	012475	012475	012475
11	Diaphragm Cover	010526	010526	010526	010526	010526	010526
12	Flange Gasket	010730	010730	010730	010730	010730	010730
13	Fuel Pump Gasket	012930	012930	012930	012930	012930	012930
14	*Fuel Pump Diaphragm	012698	012698	012698	012698	012698	012698
15	Fuel Pump Body	010525	010525	010525	011816	011816	011816
16	Fuel Pump Body Screw & Lkwsr (6)	010098	010098	010098	010098	010098	010098
D3	*Fuel Strainer Element	---	011052	011052	012830	012830	012830
D23	Fuel Strainer Element Gasket	---	---	---	012829	012829	012829
17	*Fuel Strainer Screen	010530	---	---	---	---	---
18	Fuel Strainer Cover Gasket	010529	011102	011102	011102	011102	011102
19	Fuel Strainer Cover	010527	010527	010527	011815	011815	011815
20	*Fuel Strainer Cover Retaining Screw	010571	010571	010571	011814	011814	011814
D17	Fuel Strainer Cover Ret. Screw Gskt.	---	---	---	02817	02817	02817
21	*Idle Mixture Screw (Incl. Ref. 22)	010617	013208	013208	013208	013208	013208
22	Idle Mixture Screw Seal Ring	010589	010589	010589	010589	010589	010589
23	*Idle Speed Screw	05095	011045	011045	011045	011045	011045
24	*Idle Speed Screw Spring	0788	0788	0788	0788	0788	0788
D7	*Idle Speed Screw Washer	---	011049	011049	011049	011049	011049
D6	Idle Speed Bracket	---	011044	011044	011044	011044	011044
D14	Idle Speed Bracket Screw	---	055	055	055	055	055
D16	Idle Speed Bracket Screw Lockwasher	---	0992	0992	0992	0992	0992
25	*Inlet Control Lever	010513	010513	010513	010513	010513	010513
26	*Inlet Control Lever Pinion Screw	010581	010581	010581	010581	010581	010581
27	*INLET NEEDLE SEAT & GASKET	010580	012339	012339	012339	012339	012339
28	Inlet Seat Gasket	010165	010165	010165	010165	010165	010165
29	*Inlet Tension Spring	010578	010578	010578	010578	010578	010578
30	*High Speed Mixture Screw (Incl. Ref. 31)	010624	011016	011016	011016	011016	012852
31	High Speed Mixture Screw Seal Ring	010589	010589	010589	010589	010589	010589
C4	Throttle Lever	08983	---	---	---	---	---
C7	Throttle Lever	---	011152	011152	011809	---	---
D15	*Throttle Lever Lockwasher	08988	---	---	---	---	---
D16	*Throttle Lever Retaining Lockwasher	06396	06396	06396	06396	06396	06396
D13	*Throttle Lever Retaining Screw	06393	06393	06393	06393	06393	06393
D17	*Throttle Lever Retaining Washer	03804	---	---	---	---	---
B2	Throttle Shaft	010793	---	---	---	---	---
A8	Throttle Shaft & Lever	---	011054	011380	011380	011380	012860
32	Throttle Shaft Bushings (2)	09780	09780	09780	09780	09780	09780
33	Throttle Shaft Clip	09678	09678	09678	09678	09678	09678
34	Throttle Shaft Clip Lockwasher	0992	0992	0992	0992	0992	0992
35	Throttle Shaft Clip Retaining Screw	01974	01974	01974	01974	01974	01974
36	*Throttle Shaft Return Spring	010775	011115	---	---	---	---
37	Throttle Shutter	08646	08646	08646	08646	08646	08646
38	*Throttle Shutter Screw & Lockwasher	08942	08942	08942	08942	08942	08942
C3	Throttle Stop Lever	010783	---	---	---	---	---
39	*GASKET & PACKING SET	GS-122	GS-148	GS-148	GS-148	GS-148	GS-148
40	REPAIR PARTS KIT	RK-316	RK-344	RK-344	RK-458	RK-458	RK-546

(*) Indicates contents of REPAIR PARTS KIT



BASIC PARTS ILLUSTRATIONS: See front cover for illustrations corresponding to reference numbers in list below.
SPECIAL PARTS ILLUSTRATIONS: See pages 3, 4, 5 and 6 for illustrations corresponding to reference letters in list below.

Carburetor Model	Superseding Model	Equipment
HL-20A		Clinton
HL-20AX		Clinton
HL-21A		Porter Cable
HL-22A		I. E. L.
HL-23A		West Bend
HL-23B		West Bend

Ref. No.	Parts Name	HL - 20A	HL - 20AX	HL - 21A	HL - 22A	HL - 23A	HL - 23B
1	Body (Service)	011061	011384	011094	011123	011163	011970
2	*Body Channel Cup Plug	010588	010588	010588	010588	010588	010588
3	*Body Channel Welch Plug	02531	02531	02531	02531	02531	02531
4	Choke Friction Pin	05454	05454	05454	05454	05454	05454
5	Choke Friction Spring	08805	08805	08805	08805	08805	08805
A15	Choke Shaft & Lever	010831	011383	010837	011122	011162	- - -
A19	Choke Shaft & Lever	- - -	- - -	- - -	- - -	- - -	011334
6	Choke Shutter	09626	09626	09626	09626	09626	09626
7	Choke Shutter Screw & Lockwasher	08942	08942	08942	08942	08942	08942
8	Diaphragm Chamber Drain Screw	02232	02232	02232	02232	02232	02232
9	Diaphragm Gasket	012473	012473	012473	012473	012473	012473
10	*Diaphragm	012475	012475	012475	012475	012475	012475
11	Diaphragm Cover	010834	010834	010834	010954	010526	010526
12	Flange Gasket	010730	010730	010730	010730	010730	010730
13	Fuel Pump Gasket	012930	012930	012930	012930	012930	012930
14	*Fuel Pump Diaphragm	012698	012698	012698	010531-T	012698	012698
15	Fuel Pump Body	010525	010525	010525	010525	010525	010525
16	Fuel Pump Body Screw & Lkwshr (6)	010098	010098	010098	010098	010098	010098
17	*Fuel Strainer Screen	010530	010530	010530	010530	010530	010530
18	Fuel Strainer Cover Gasket	010529	010529	010529	010529	010529	010529
19	Fuel Strainer Cover	010527	010527	010527	010527	010527	010527
20	*Fuel Strainer Cover Ret. Screw	010571	010571	010571	010571	010571	010571
21	*Idle Mixture Screw (Incl. Ref. 22)	010798	010798	010798	010798	011100	- - -
21A	*Idle Mixture Screw	- - -	- - -	- - -	- - -	- - -	011716
21B	*Idle Mixture Screw Spring	- - -	- - -	- - -	- - -	- - -	08793
21C	Idle Mixture Screw Washer	- - -	- - -	- - -	- - -	- - -	011428
21D	Idle Mixture Screw Packing	- - -	- - -	- - -	- - -	- - -	011401
22	Idle Mixture Screw Seal Ring	010589	010589	010589	010589	010589	- - -
23	*Idle Speed Screw	05095	05095	05095	05095	05095	05095
24	*Idle Speed Screw Spring	0788	0788	0788	0788	0788	0788
25	*Inlet Control Lever	010513	010513	010513	010513	010513	010513
26	*Inlet Control Lever Pinion Screw	010581	010581	010581	010581	010581	010581
27	*INLET NEEDLE SEAT & GASKET	010580	010580	010580	012339	010580	010580
28	Inlet Seat Gasket	010165	010165	010165	010165	010165	010165
29	*Inlet Tension Spring	010578	010578	010578	010578	010578	010578
30	*High Speed Mixture Screw (Incl. Ref. 31)	010805	010805	010805	011207	011101	- - -
30A	*High Speed Mixture Screw	- - -	- - -	- - -	- - -	- - -	011494
30B	*High Speed Mixture Screw Spring	- - -	- - -	- - -	**011204	- - -	08793
30C	High Speed Mixture Screw Washer	- - -	- - -	- - -	- - -	- - -	011428
30D	High Speed Mixture Screw Packing	- - -	- - -	- - -	- - -	- - -	011401
31	High Speed Mixture Screw Seal Ring	010589	010589	010589	010589	010589	- - -
C7	Throttle Lever	- - -	- - -	- - -	- - -	011158	011158
D16	*Throttle Lever Ret. Lockwasher	- - -	- - -	- - -	- - -	06396	06396
D13	*Throttle Lever Ret. Screw	- - -	- - -	- - -	- - -	06393	06393
A1	Throttle Shaft & Lever	- - -	- - -	011064	- - -	- - -	- - -
A4	Throttle Shaft & Lever	- - -	- - -	- - -	010858	011160	011160
A13	Throttle Shaft & Lever	011060	011060	- - -	- - -	- - -	- - -
32	Throttle Shaft Bushings (2)	09780	09780	09780	09780	09780	09780
33	Throttle Shaft Clip	09678	09678	09678	09678	09678	09678
34	Throttle Shaft Clip Lockwasher	0992	0992	0992	0992	0992	0992
35	Throttle Shaft Clip Ret. Screw	01974	01974	01974	01974	01974	01974
36	*Throttle Shaft Return Spring	010775	010775	010775	010775	010775	010775
37	Throttle Shutter	08646	08646	08646	08646	08646	08646
38	*Throttle Shutter Screw & Lkwshr	08942	08942	08942	08942	08942	08942
C3	Throttle Stop Lever	- - -	- - -	010783	- - -	- - -	- - -
D16	*Throttle Stop Lever Ret. Lkwshr	- - -	- - -	06396	- - -	- - -	- - -
D13	*Throttle Stop Lever Ret. Screw	- - -	- - -	06393	- - -	- - -	- - -
39	*GASKET & PACKING SET	GS-122	GS-122	GS-122	GS-122	GS-122	GS-155
40	REPAIR PARTS KIT	RK-537	RK-537	RK-318	RK-354	RK-545	RK-439

(* Indicates contents of REPAIR PARTS KIT
 (**) This Spring assembled on Adjustment Screw

BASIC PARTS ILLUSTRATIONS: See front cover for illustrations corresponding to reference numbers in list below.

SPECIAL PARTS ILLUSTRATIONS: See pages 3, 4, 5 and 6 for illustrations corresponding to reference letters in list below.

Carburetor Model	Superseding Model	Equipment
HL-24A		Power Products
HL-25A		West Bend
HL-26A		Clinton
HL-27A	HL-117C	Homelite
HL-27B	HL-117C	Homelite
HL-27BX	HL-104A	Homelite

Ref. No.	Parts Name	HL - 24A	HL - 25A	HL - 26A	HL - 27A	HL - 27B	HL - 27BX
1.	Body (Service)	011138	011147	011193	011228	011228	012278
2	*Body Channel Cup Plug	010588	010588	010588	010588	010588	010588
3	*Body Channel Welch Plug	02531	02531	02531	02531	02531	02531
D12	Body Channel Plug Screw (2)	- - -	- - -	- - -	03311	03311	03311
4	Choke Friction Pin	05454	05454	05454	05454	05454	05454
5	Choke Friction Spring	08805	08805	08805	08805	08805	08805
A15	Choke Shaft & Lever	011136	010781	010831	010610	010610	010610
6	Choke Shutter	09626	09626	09626	09626	09626	09626
7	Choke Shutter Screw & Lockwasher	08942	08942	08942	0120	0120	0120
8	Diaphragm Chamber Drain Screw	02232	02232	02232	02232	02232	02232
9	Diaphragm Gasket	012473	012473	012473	012473	012473	012473
10	*Diaphragm	012475	012475	012475	012475	012475	012475
11	Diaphragm Cover	010526	010834	010828	010526	010526	010526
12	Flange Gasket	010730	010730	010730	010730	010730	010730
13	Fuel Pump Gasket	012930	012930	012930	012930	012930	012930
14	*Fuel Pump Diaphragm	012698	012698	012698	010531T	010531T	010531T
15	Fuel Pump Body	010525	010525	010525	010525	010525	010525
16	Fuel Pump Body Screw & Lkwsr (6)	010098	010098	010098	010098	010098	010098
17	*Fuel Strainer Screen	010530	010530	010530	010530	010530	010530
18	Fuel Strainer Cover Gasket	010529	010529	010529	010529	010529	010529
19	Fuel Strainer Cover	010527	010527	010527	010527	010527	010527
20	*Fuel Strainer Cover Ret. Screw	010571	010571	010571	010571	010571	010571
21	*Idle Mixture Screw (Incl. Ref. 22)	011100	010784	010798	011221	011221	011221
22	Idle Mixture Screw Seal Ring	010589	010589	010589	010589	010589	010589
23	*Idle Speed Screw	05095	05095	05095	05095	05095	05095
24	*Idle Speed Screw Spring	0788	0788	0788	0788	0788	0788
25	*Inlet Control Lever	010513	010513	010513	010513	010513	010513
26	*Inlet Control Lever Pinion Screw	010581	010581	010581	010581	010581	010581
27	*INLET NEEDLE SEAT & GASKET	010580	010580	010580	010580	010580	010580
28	Inlet Seat Gasket	010165	010165	010165	010165	010165	010165
29	*Inlet Tension Spring	010578	010578	010578	010578	010578	010578
30	*High Speed Mixture Screw (Incl. Ref. 31)	011101	011272	010805	011216	011216	011216
31	High Speed Mixture Screw Seal Ring	010589	010589	010589	010589	010589	010589
C6	Throttle Lever	- - -	- - -	- - -	- - -	011218	011218
C7	Throttle Lever	- - -	- - -	010912	- - -	- - -	- - -
D16	*Throttle Lever Ret. Lockwasher	- - -	- - -	06396	- - -	06396	06396
D13	*Throttle Lever Ret. Screw	- - -	- - -	06393	- - -	06393	06393
A2	Throttle Shaft & Lever	- - -	- - -	- - -	010608	- - -	- - -
A4	Throttle Shaft & Lever	010779	010779	- - -	- - -	- - -	- - -
A5	Throttle Shaft & Lever	- - -	- - -	- - -	- - -	013287	013287
A14	Throttle Shaft & Lever	- - -	- - -	010908	- - -	- - -	- - -
32	Throttle Shaft Bushings (2)	09780	09780	09780	09780	09780	09780
33	Throttle Shaft Clip	09678	09678	09678	09678	09678	09678
34	Throttle Shaft Clip Lockwasher	0992	0992	0992	0992	0992	0992
35	Throttle Shaft Clip Ret. Screw	01974	01974	01974	01974	01974	01974
E3	*Throttle Shaft Friction Spring	- - -	- - -	- - -	- - -	011267	- - -
36	*Throttle Shaft Return Spring	010775	010775	010775	- - -	- - -	011580
37	Throttle Shutter	08646	08646	08646	09618	011226	011226
38	*Throttle Shutter Screw & Lkwsr	08942	08942	08942	05204	0120	0120
C2	Throttle Stop Lever	- - -	- - -	- - -	011240	- - -	- - -
D16	*Throttle Stop Lever Ret. Lockwasher	- - -	- - -	- - -	06396	- - -	- - -
D13	*Throttle Stop Lever Ret. Screw	- - -	- - -	- - -	06393	- - -	- - -
39	*GASKET & PACKING SET	GS-122	GS-122	GS-122	GS-122	GS-122	GS-122
40	REPAIR PARTS KIT	RK-351	RK-544	RK-537	RK-357	RK-357	RK-357

(*) Indicates contents of REPAIR PARTS KIT

TILLOTSON MANUFACTURING CO.

PARTS AND SERVICE DIVISION

TOLEDO, OHIO 43612



BASIC PARTS ILLUSTRATIONS: See front cover for illustrations corresponding to reference numbers in list below.
SPECIAL PARTS ILLUSTRATIONS: See pages 3, 4, 5 and 6 for illustrations corresponding to reference letters in list below.

Carburetor Model	Superseding Model	Equipment
HL-28A	HL-117C	Homelite
HL-28B	HL-117C	Homelite
HL-29A		Power Machinery
HL-32A		Power Products
HL-33A		West Bend
HL-33AX		West Bend

Ref. No.	Parts Name	HL - 28A	HL - 28B	HL - 29A	HL - 32A	HL - 33A	HL - 33AX
1	Body (Service)	011228	011228	011238	011283	011336	011654
2	*Body Channel Cup Plug	010588	010588	010588	010588	010588	010588
3	*Body Channel Welch Plug	02531	02531	02531	02531	02531	02531
D12	Body Channel Plug Screw (2)	03311	03311	03311	---	---	---
4	Choke Friction Pin	05454	05454	---	05454	05454	05454
5	Choke Friction Spring	08805	08805	---	08805	08805	08805
A15	Choke Shaft & Lever	010610	010610	---	011279	---	010781
A17	Choke Shaft & Lever	---	---	011237	---	---	---
A19	Choke Shaft & Lever	---	---	---	---	011334	---
6	Choke Shutter	09626	09626	09626	09626	09626	09626
7	Choke Shutter Screw & Lockwasher	0120	0120	0120	08942	08942	08942
8	Diaphragm Chamber Drain Screw	02232	02232	02232	02232	02232	02232
9	Diaphragm Gasket	012473	012473	012473	012473	012473	012473
10	*Diaphragm	012475	012475	012475	012475	012475	012475
11	Diaphragm Cover	010526	010526	010526	010526	010526	010526
12	Flange Gasket	010730	010730	010730	010730	010730	010730
13	Fuel Pump Gasket	012930	012930	012930	012930	012930	012930
14	*Fuel Pump Diaphragm	010531T	010531T	012698	012698	012698	012698
15	Fuel Pump Body	010525	010525	010525	010525	010525	010525
16	Fuel Pump Body Screw & Lockwasher (6)	010098	010098	010098	010098	010098	010098
17	*Fuel Strainer Screen	010530	010530	010530	010530	010530	010530
18	Fuel Strainer Cover Gasket	010529	010529	010529	010529	010529	010529
19	Fuel Strainer Cover	010527	010527	010527	010527	010527	010527
20	*Fuel Strainer Cover Retaining Screw	010571	010571	010571	010571	010571	010571
21	*Idle Mixture Screw (Incl. Ref. 22)	011221	011221	011100	011100	011100	011100
22	Idle Mixture Screw Seal Ring	010589	010589	010589	010589	010589	010589
23	*Idle Speed Screw	05095	05095	---	05095	05095	05095
24	*Idle Speed Screw Spring	0788	0788	---	0788	0788	0788
25	*Inlet Control Lever	010513	010513	010513	010513	010513	010513
26	*Inlet Control Lever Pinion Screw	010581	010581	010581	010581	010581	010581
27	*INLET NEEDLE SEAT & GASKET	010580	010580	010580	010580	010580	010580
28	inlet Seat Gasket	010165	010165	010165	010165	010165	010165
29	*Inlet Tension Spring	010578	010578	010578	010578	010578	010578
30	*High Speed Mixture Screw (Incl. Ref. 31)	011216	011216	011101	011281	011101	011101
31	High Speed Mixture Screw Seal Ring	010589	010589	010589	010589	010589	010589
C6	Throttle Lever	---	011218	---	---	---	---
D16	*Throttle Lever Retaining Lockwasher	---	06396	---	---	---	---
D13	*Throttle Lever Retaining Screw	---	06393	---	---	---	---
A1	Throttle Shaft & Lever	---	---	011098	---	---	---
A2	Throttle Shaft & Lever	010608	---	---	---	---	---
A4	Throttle Shaft & Lever	---	---	---	010779	010779	010779
A5	Throttle Shaft & Lever	---	013287	---	---	---	---
32	Throttle Shaft Bushings (2)	09780	09780	09780	09780	09780	09780
33	Throttle Shaft Clip	09678	09678	09678	09678	09678	09678
34	Throttle Shaft Clip Lockwasher	0992	0992	0992	0992	0992	0992
35	Throttle Shaft Clip Retaining Screw	01974	01974	01974	01974	01974	01974
E3	*Throttle Shaft Friction Spring	---	011267	---	---	---	---
36	*Throttle Shaft Return Spring	---	---	010999	010775	010775	010775
37	Throttle Shutter	09618	011226	09618	08646	08646	08646
38	*Throttle Shutter Screw & Lockwasher	05204	0120	05204	08942	08942	08942
C2	Throttle Stop Lever	011240	---	---	---	---	---
C3	Throttle Stop Lever	---	---	010783	---	---	---
D16	*Throttle Stop Lever Retaining Lockwasher	06396	---	06396	---	---	---
D13	*Throttle Stop Lever Retaining Screw	06393	---	06393	---	---	---
39	*GASKET & PACKING SET	GS-122	GS-122	GS-122	GS-122	GS-122	GS-122
40	REPAIR PARTS KIT	RK-357	RK-357	RK-451	RK-363	RK-545	RK-545

(*) Indicates contents of REPAIR PARTS KIT

TILLOTSON MANUFACTURING CO.
 PARTS AND SERVICE DIVISION
 TOLEDO, OHIO 43612

BASIC PARTS ILLUSTRATIONS: See front cover for illustrations corresponding to reference numbers in list below.

SPECIAL PARTS ILLUSTRATIONS: See pages 3, 4, 5 and 6 for illustrations corresponding to reference letters in list below.

Carburetor Model	Superseding Model	Equipment
HL-35A		Power Products
HL-35B		Power Products
HL-37A		Power Products
HL-37AX	HL-37A	Power Products
HL-38A		Power Products

Ref. No.	Parts Name	HL - 35A	HL - 35B	HL - 37A HL - 37AX	HL - 38A
1	Body (Service)	011392	011513	011412	011416
2	*Body Channel Cup Plug	010588	010588	010588	010588
3	*Body Channel Welch Plug	02531	02531	02531	02531
4	Choke Friction Pin	05454	05454	05454	05454
5	Choke Friction Spring	08805	08805	08805	08805
A15	Choke Shaft & Lever	011261	011261	010831	011415
6	Choke Shutter	09626	09626	09626	09626
7	Choke Shutter Screw & Lockwasher	08942	08942	08942	08942
8	Diaphragm Chamber Drain Screw	02232	02232	02232	02232
9	Diaphragm Gasket	012473	012473	012473	012473
10	*Diaphragm	012475	012475	012475	012475
11	Diaphragm Cover	010526	010526	010526	010526
12	Flange Gasket	010730	010730	010730	010730
13	Fuel Pump Gasket	012930	012930	012930	012930
14	*Fuel Pump Diaphragm	012698	012698	012698	012698
15	Fuel Pump Body	010525	010525	010525	010525
16	Fuel Pump Body Screw & Lkwshr (6)	010098	010098	010098	010098
17	*Fuel Strainer Screen	010530	010530	010530	010530
18	Fuel Strainer Cover Gasket	010529	010529	010529	010529
19	Fuel Strainer Cover	010527	010527	010527	010527
20	*Fuel Strainer Cover Ret. Screw	010571	010571	010571	010571
21	*Idle Mixture Screw (Incl. Ref. 22)	010784	010784	010784	011100
22	Idle Mixture Screw Seal Ring	010589	010589	010589	010589
23	*Idle Speed Screw	05095	05095	05095	05095
24	*Idle Speed Screw Spring	0788	0788	0788	0788
25	*Inlet Control Lever	010513	010513	010513	010513
26	*Inlet Control Lever Pinion Screw	010581	010581	010581	010581
27	*INLET NEEDLE SEAT & GASKET	010580	010580	010580	010580
28	Inlet Seat Gasket	010165	010165	010165	010165
29	*Inlet Tension Spring	010578	010578	010578	010578
30	*High Speed Mixture Screw (Incl. Ref. 31)	011272	011272	011272	011101
31	High Speed Mixture Screw Seal Ring	010589	010589	010589	010589
A4	Throttle Shaft & Lever	010779	- - -	010779	010779
A5	Throttle Shaft & Lever	- - -	011610	- - -	- - -
32	Throttle Shaft Bushings (2)	09780	09780	09780	09780
33	Throttle Shaft Clip	09678	09678	09678	09678
34	Throttle Shaft Clip Lockwasher	0992	0992	0992	0992
35	Throttle Shaft Clip Ret. Screw	01974	01974	01974	01974
36	*Throttle Shaft Return Spring	010775	011568	010775	010775
37	Throttle Shutter	08646	08646	08646	08646
38	*Throttle Shutter Screw & Lockwasher	08942	08942	08942	08942
39	*GASKET & PACKING SET	GS-122	GS-122	GS-122	GS-122
40	REPAIR PARTS KIT	RK-359	RK-376	RK-359	RK-351

(*) Indicates contents of REPAIR PARTS KIT

TILLOTSON MANUFACTURING CO.

PARTS AND SERVICE DIVISION

TOLEDO, OHIO 43612



BASIC PARTS ILLUSTRATIONS: See front cover for illustrations corresponding to reference numbers in list below.
SPECIAL PARTS ILLUSTRATIONS: See pages 3, 4, 5 and 6 for illustrations corresponding to reference letters in list below.

Carburetor Model	Superseding Model	Equipment
HL-40A		Wright
HL-41AX		Master Vibrator
HL-41B		Kelly
HL-42A	HL-42B	Remington
HL-42B		Remington
HL-43A	HL-43B	Remington

Ref. No.	Parts Name	HL - 40A	HL - 41A HL - 41AX	HL - 41B	HL - 42A	HL - 42B	HL - 43A
1	Body (Service)	011454	011465	011538	011458	011714	011463
2	*Body Channel Cup Plug	010588	---	---	010588	010588	010588
3	*Body Channel Welch Plug	02531	02531	02531	02531	02531	02531
4	Choke Friction Pin	05454	05454	05454	05454	05454	05454
5	Choke Friction Spring	08805	08805	08805	08805	08805	08805
A15	Choke Shaft & Lever	011106	010794	010794	---	---	---
A21	Choke Shaft & Lever	---	---	---	011488	011488	011488
6	Choke Shutter	09626	09626	09626	09626	09626	09626
7	Choke Shutter Screw & Lockwasher	08942	08942	08942	08942	08942	08942
8	Diaphragm Chamber Drain Screw	02232	02232	02232	02232	02232	02232
9	Diaphragm Gasket	012473	012473	012473	012473	012473	012473
10	*Diaphragm	012475	012475	012475	012475	012475	012475
11	Diaphragm Cover	010526	010828	010526	010526	010526	010526
12	Flange Gasket	010730	010730	010730	010730	010730	010730
D5	Fuel By-Pass Connection	---	011464	---	---	---	---
D17	Fuel By-Pass Connection Gasket	---	0212	0212	---	---	---
13	Fuel Pump Gasket	012930	012930	012930	012930	012930	012930
14	*Fuel Pump Diaphragm	012698	012698	012698	012698	012698	012698
15	Fuel Pump Body	010525	010525	010525	010525	010525	010525
16	Fuel Pump Body Screw & Lockwasher (6)	010098	010098	010098	010098	010098	010098
17	*Fuel Strainer Screen	010530	010530	010530	010530	010530	010530
18	Fuel Strainer Cover Gasket	010529	010529	010529	010529	010529	010529
19	Fuel Strainer Cover	010527	010527	010527	010527	010527	010527
20	*Fuel Strainer Cover Retaining Screw	010571	010571	010571	010571	010571	010571
21	*Idle Mixture Screw (Incl. Ref. 22)	010617	011452	011452	010617	---	010617
21A	*Idle Mixture Screw	---	---	---	---	011716	---
21B	*Idle Mixture Screw Spring	---	010519	010519	---	08793	---
21C	Idle Mixture Screw Washer	---	---	---	---	011428	---
21D	Idle Mixture Screw Packing	---	---	---	---	011401	---
22	Idle Mixture Screw Seal Ring	010589	010589	010589	010589	---	010589
23	*Idle Speed Screw	05095	01108	01108	05095	05095	05095
24	*Idle Speed Screw Spring	0788	0788	0788	0788	0788	0788
25	*Inlet Control Lever	010513	010513	010513	010513	010513	010513
26	*Inlet Control Lever Pinion Screw	010581	010581	010581	010581	010581	010581
27	*INLET NEEDLE SEAT & GASKET	010580	010580	010580	010580	010580	010580
28	Inlet Seat Gasket	010165	010165	010165	010165	010165	010165
29	*Inlet Tension Spring	010578	010578	010578	010578	010578	010578
30	*High Speed Mixture Screw (Incl. Ref. 31)	010624	---	---	010624	---	010624
30A	*High Speed Mixture Screw	---	---	---	---	011494	---
30B	*High Speed Mixture Screw Spring	---	---	---	---	08793	---
30C	High Speed Mixture Screw Washer	---	---	---	---	011428	---
30D	High Speed Mixture Screw Packing	---	---	---	---	011401	---
31	High Speed Mixture Screw Seal Ring	010589	---	---	010589	---	010589
A4	Throttle Shaft & Lever	---	010858	010858	---	---	---
A7	Throttle Shaft & Lever	---	---	---	011457	011457	011457
A9	Throttle Shaft & Lever	011108	---	---	---	---	---
32	Throttle Shaft Bushings (2)	09780	09780	09780	09780	09780	09780
33	Throttle Shaft Clip	09678	09678	09678	09678	09678	09678
34	Throttle Shaft Clip Lockwasher	0992	0992	0992	0992	0992	0992
35	Throttle Shaft Clip Retaining Screw	01974	01974	01974	01974	01974	01974
36	*Throttle Shaft Return Spring	010775	010775	010775	010999	010999	010999
37	Throttle Shutter	08646	08646	08646	08646	08646	08646
38	*Throttle Shutter Screw & Lockwasher	08942	08942	08942	08942	08942	08942
39	*GASKET & PACKING SET	GS-122	GS-122	GS-122	GS-122	GS-155	GS-122
40	REPAIR PARTS KIT	RK-316	RK-374	RK-374	RK-409	RK-411	RK-409

(*) Indicates contents of REPAIR PARTS KIT

TILLOTSON MANUFACTURING CO.
 PARTS AND SERVICE DIVISION
 TOLEDO, OHIO 43612

BASIC PARTS ILLUSTRATIONS: See front cover for illustrations corresponding to reference numbers in list below.

SPECIAL PARTS ILLUSTRATIONS: See pages 3, 4, 5 and 6 for illustrations corresponding to reference letters in list below.

Carburetor Model	Superseding Model	Equipment
HL-43B		Remington
HL-44A		Clinton
HL-45A		Power Products
HL-45AX		Power Products
HL-46A	HL-46B	Homelite
HL-46B		Homelite
HL-48A		Power Products

Ref. No.	Parts Name	HL - 43B	HL - 44A	HL - 45A	HL - 45AX	HL - 46A	HL - 46B	HL - 48A
1	Body (Service)	011715	011475	011492	011521	011643	011643	011540
2	*Body Channel Cup Plug	010588	010588	010588	010588	010588	010588	010588
3	*Body Channel Welch Plug	02531	02531	02531	02531	02531	02531	02531
4	Choke Friction Pin	05454	05454	05454	05454	05454	05454	05454
5	Choke Friction Spring	08805	08805	08805	08805	08805	08805	08805
A15	Choke Shaft & Lever	---	011270	010831	010831	011509	011509	010831
A21	Choke Shaft & Lever	011488	---	---	---	---	---	---
D4	Choke Shutter	---	---	---	---	011404	011404	---
6	Choke Shutter	09626	09626	09626	09626	---	---	09626
7	Choke Shutter Screw & Lockwasher	08942	08942	08942	0120	---	---	08942
8	Diaphragm Chamber Drain Screw	02232	02232	02232	02232	02232	02232	02232
9	Diaphragm Gasket	012473	012473	012473	012473	012473	012473	012473
10	*Diaphragm	012475	012475	012475	012475	012475	012475	012475
11	Diaphragm Cover	010526	010526	010526	010526	010526	010526	010526
12	Flange Gasket	010730	010730	010730	010730	010730	010730	010730
13	Fuel Pump Gasket	012930	012930	012930	012930	012930	012930	012930
14	*Fuel Pump Diaphragm	012698	012698	012698	012698	010531T	010531T	012698
15	Fuel Pump Body	010525	010525	010525	010525	010525	010525	010525
16	Fuel Pump Body Screw & Lockwasher (6)	010098	010098	010098	010098	010098	010098	010098
17	*Fuel Strainer Screen	010530	010530	010530	010530	010530	010530	010530
18	Fuel Strainer Cover Gasket	010529	010529	010529	010529	010529	010529	010529
19	Fuel Strainer Cover	010527	010527	010527	010527	010527	010527	010527
20	*Fuel Strainer Cover Retaining Screw	010571	010571	010571	010571	010571	010571	010571
21	*Idle Mixture Screw (Incl. Ref. 22)	---	011100	010784	010784	---	---	010784
21A	*Idle Mixture Screw	011716	---	---	---	011498	011498	---
21B	*Idle Mixture Screw Spring	08793	---	---	---	08793	08793	---
21C	Idle Mixture Screw Washer	011428	---	---	---	011428	011428	---
21D	Idle Mixture Screw Packing	011401	---	---	---	011401	011401	---
22	Idle Mixture Screw Seal Ring	---	010589	010589	010589	---	---	010589
23	*Idle Speed Screw	05095	05095	05095	05095	05095	05095	05095
24	*Idle Speed Screw Spring	0788	0788	0788	0788	0788	0788	0788
25	*Inlet Control Lever	010513	010513	010513	010513	010513	010513	010513
26	*Inlet Control Lever Pinion Screw	010581	010581	010581	010581	010581	010581	010581
27	*INLET NEEDLE SEAT & GASKET	010580	010580	010580	010580	012339	012339	010580
28	Inlet Seat Gasket	010165	010165	010165	010165	010165	010165	010165
29	*Inlet Tension Spring	010578	010578	010578	010578	010578	010578	010578
30	*High Speed Mixture Screw (Incl. Ref. 31)	---	011101	011272	011272	---	---	011272
30A	*High Speed Mixture Screw	011494	---	---	---	011510	011510	---
30B	*High Speed Mixture Screw Spring	08793	---	---	---	08793	08793	---
30C	High Speed Mixture Screw Washer	011428	---	---	---	011428	011428	---
30D	High Speed Mixture Screw Packing	011401	---	---	---	011401	011401	---
31	High Speed Mixture Screw Seal Ring	---	010589	010589	010589	---	---	010589
C6	Throttle Lever	---	---	---	---	013105	---	---
D16	*Throttle Lever Retaining Lockwasher	---	---	---	---	06396	---	---
D13	*Throttle Lever Retaining Screw	---	---	---	---	06393	---	---
A2	Throttle Shaft & Lever	---	---	---	---	---	013104	---
A4	Throttle Shaft & Lever	---	011474	---	---	---	---	---
A5	Throttle Shaft & Lever	---	---	011610	011491	011511	---	011539
A7	Throttle Shaft & Lever	011457	---	---	---	---	---	---
32	Throttle Shaft Bushings (2)	09780	09780	09780	09780	---	---	09780
33	Throttle Shaft Clip	09678	09678	09678	09678	09678	09678	09678
34	Throttle Shaft Clip Lockwasher	0992	0992	0992	0992	0992	0992	0992
35	Throttle Shaft Clip Retaining Screw	01974	01974	01974	01974	01974	01974	01974
36	*Throttle Shaft Return Spring	010999	010775	011568	010775	013001	013001	011568
37	Throttle Shutter	08646	08646	08646	08646	011226	011226	08646
38	*Throttle Shutter Screw & Lockwasher	08942	08942	08942	08942	08317	08317	08942
C2	Throttle Stop Lever	---	---	---	---	---	013286	---
D16	*Throttle Stop Lever Retaining Lockwasher	---	---	---	---	---	06396	---
D13	*Throttle Stop Lever Retaining Screw	---	---	---	---	---	06393	---
39	*GASKET & PACKING SET	GS-155	GS-122	GS-122	GS-122	GS-155	GS-155	GS-122
40	REPAIR PARTS KIT	RK-411	RK-538	RK-376	RK-359	RK-378	RK-378	RK-376

(*) Indicates contents of REPAIR PARTS KIT



BASIC PARTS ILLUSTRATIONS: See front cover for illustrations corresponding to reference numbers in list below.
SPECIAL PARTS ILLUSTRATIONS: See pages 3, 4, 5 and 6 for illustrations corresponding to reference letters in list below.

Carburetor Model	Superseding Model	Equipment
HL-49A		Power Products
HL-51A		Vibro-Plus
HL-52A		Power Products
HL-54A		Power Products
HL-56A		Power Products
HL-59A		Terry Machinery

Ref. No.	Parts Name	HL - 49A	HL - 51A	HL - 52A	HL - 54A	HL - 56A	HL - 59A
1	Body (Service)	011551	011569	011595	011629	011646	---
2	*Body Channel Cup Plug	010588	---	010588	010588	010588	010588
3	*Body Channel Welch Plug	02531	02531	02531	02531	02531	---
D8	*Body Channel Welch Plug (2)	---	---	---	---	---	02519
4	Choke Friction Pin	05454	05454	05454	05454	05454	05454
5	Choke Friction Spring	08805	08805	08805	08805	08805	08805
A15	Choke Shaft & Lever	---	010794	011591	011749	010831	011710
A17	Choke Shaft & Lever	011548	---	---	---	---	---
D4	Choke Shutter	---	---	---	---	---	011404
6	Choke Shutter	09626	09626	09626	09626	09626	---
7	Choke Shutter Screw & Lockwasher	08942	08942	08942	08942	08942	---
8	Diaphragm Chamber Drain Screw	02232	02232	02232	02232	02232	02232
9	Diaphragm Gasket	012473	012473	012473	012473	012473	012473
10	*Diaphragm	012475	012475	012475	012475	012475	012475
11	Diaphragm Cover	010526	010828	010834	010526	010526	010526
12	Flange Gasket	010730	010730	010730	010730	010730	010730
D12	Fuel By-Pass Plug Screw	---	011561	---	---	---	---
13	Fuel Pump Gasket	012930	012930	012930	012930	012930	012930
14	*Fuel Pump Diaphragm	012698	012698	012698	012698	012698	012698
15	Fuel Pump Body	010525	010525	010525	010525	010525	010525
16	Fuel Pump Body Screw & Lockwasher (6)	010098	010098	010098	010098	010098	010098
17	*Fuel Strainer Screen	010530	010530	010530	010530	010530	010530
18	Fuel Strainer Cover Gasket	010529	010529	010529	010529	010529	010529
19	Fuel Strainer Cover	010527	010527	010527	010527	010527	010527
20	*Fuel Strainer Cover Retaining Screw	010571	010571	010571	010571	010571	010571
21	*Idle Mixture Screw (Incl. Ref. 22)	011100	011452	010784	011100	011472	---
21A	*Idle Mixture Screw	---	---	---	---	---	011494
21B	*Idle Mixture Screw Spring	---	010519	---	---	---	08793
21C	Idle Mixture Screw Washer	---	---	---	---	---	011428
21D	Idle Mixture Screw Packing	---	---	---	---	---	011401
22	Idle Mixture Screw Seal Ring	010589	010589	010589	010589	010589	---
23	*Idle Speed Screw	05095	01108	05095	05095	05095	---
24	*Idle Speed Screw Spring	0788	0788	0788	0788	0788	---
25	*Inlet Control Lever	010513	010513	010513	010513	010513	010513
26	*Inlet Control Lever Pinion Screw	010581	010581	010581	010581	010581	010581
27	*INLET NEEDLE SEAT & GASKET	010580	010580	010580	010580	010580	010580
28	Inlet Seat Gasket	010165	010165	010165	010165	010165	010165
29	*Inlet Tension Spring	010578	010578	010578	010578	010578	010578
30	*High Speed Mixture Screw (Incl. Ref. 31)	011281	---	011272	011281	011645	---
31	High Speed Mixture Screw Seal Ring	010589	---	010589	010589	010589	---
A4	Throttle Shaft & Lever	---	010858	010779	011623	010779	---
A5	Throttle Shaft & Lever	011550	---	---	---	---	---
32	Throttle Shaft Bushings (2)	09780	09780	09780	09780	09780	---
33	Throttle Shaft Clip	09678	09678	09678	09678	09678	---
34	Throttle Shaft Clip Lockwasher	0992	0992	0992	0992	0992	---
35	Throttle Shaft Clip Retaining Screw	01974	01974	01974	01974	01974	---
36	*Throttle Shaft Return Spring	011568	010775	010775	010775	010775	---
37	Throttle Shutter	08646	08646	08646	08646	08646	---
38	*Throttle Shutter Screw & Lockwasher	08942	08942	08942	08942	08942	---
39	*GASKET & PACKING SET	GS-122	GS-122	GS-122	GS-122	GS-122	GS-155
40	REPAIR PARTS KIT	RK-382	RK-374	RK-359	RK-363	RK-390	RK-400

(*) Indicates contents of REPAIR PARTS KIT

TILLOTSON MANUFACTURING CO.
 PARTS AND SERVICE DIVISION
 TOLEDO, OHIO 43612

BASIC PARTS ILLUSTRATIONS: See front cover for illustrations corresponding to reference numbers in list below.

SPECIAL PARTS ILLUSTRATIONS: See pages 3, 4, 5 and 6 for illustrations corresponding to reference letters in list below.

Carburetor Model	Superseding Model	Equipment
HL-60A	HL-132A	West Bend
HL-61A		Power Products
HL-62A	HL-119A	Homelite
HL-62AX		Homelite
HL-63 A, B, BC & C	HL-63D	McCulloch
HL-63BX	HL-93A	McCulloch

Ref. No.	Parts Name	HL - 60A	HL - 61A	HL - 62A	HL - 62AX	HL - 63A B BC & C	HL - 63BX
D2	Air Cleaner Attachment Stud	---	---	---	---	011813	011813
D17	Air Cleaner Attachment Stud Gasket	---	---	---	---	012035	012035
D1	Air Horn Ring	---	---	011777	011777	---	---
1	Body (Service)	012739	011754	011786	012108	012340	012140
2	*Body Channel Cup Plug	010588	010588	010588	010588	010588	010588
3	*Body Channel Welch Plug	02531	02531	02531	02531	02531	02531
D8	*Body Channel Welch Plug	---	---	011785	011785	02519	02519
D12	Body Channel Plug Screw (2)	---	---	02232	---	---	---
4	Choke Friction Pin	05454	05454	05454	05454	---	---
5	Choke Friction Spring	08805	08805	08805	08805	---	---
C7	Choke Lever	---	---	---	---	011046	011046
D16	Choke Lever Retaining Lkwshr	---	---	---	---	06396	06396
D13	Choke Lever Retaining Screw	---	---	---	---	06393	06393
A15	Choke Shaft & Lever	010781	011415	---	---	---	---
A17	Choke Shaft & Lever	---	---	---	---	011819	011819
A20	Choke Shaft & Lever	---	---	011782	011782	---	---
E1	*Choke Shaft Return Spring	---	---	---	---	011275	011275
6	Choke Shutter	09626	09626	09626	09626	09626	09626
7	Choke Shutter Screw & Lockwasher	08942	08942	08317	08317	08942	08942
8	Diaphragm Chamber Drain Screw	02232	02232	02232	02232	02232	02232
9	Diaphragm Gasket	012473	012473	012473	012473	012473	012473
10	*Diaphragm	012475	012475	012475	012475	012475	012475
11	Diaphragm Cover	010526	010526	010526	010526	010526	010526
12	Flange Gasket	010730	010730	010730	010730	010730	010730
13	Fuel Pump Gasket	012930	012930	012930	012930	012930	012930
14	*Fuel Pump Diaphragm	012698	012698	010531T	010531T	012698	012698
15	Fuel Pump Body	010525	010525	010525	010525	011816	011816
16	Fuel Pump Body Screw & Lockwasher (6)	010098	010098	010098	010098	010098	010098
D3	*Fuel Strainer Element	---	---	---	---	012830	012830
D23	Fuel Strainer Element Gasket	---	---	---	---	012829	012829
17	*Fuel Strainer Screen	010530	010530	010530	010530	---	---
18	Fuel Strainer Cover Gasket	010529	010529	010529	010529	011102	011102
19	Fuel Strainer Cover	010527	010527	010527	010527	011815	011815
20	*Fuel Strainer Cover Retaining Screw	010571	010571	010571	010571	011814	011814
D17	Fuel Strainer Cover Retaining Screw Gasket	---	---	---	---	02817	02817
21	*Idle Mixture Screw (Incl. Ref. 22)	---	011100	---	---	013208	013208
21A	*Idle Mixture Screw	011498	---	011716	011716	---	---
21B	*Idle Mixture Screw Spring	08793	---	08793	08793	---	---
21C	Idle Mixture Screw Washer	011428	---	011428	011428	---	---
21D	Idle Mixture Screw Packing	011401	---	011401	011401	---	---
22	Idle Mixture Screw Seal Ring	---	010589	---	---	010589	010589
23	*Idle Speed Screw	05095	05095	05095	05095	011811	011811
24	*Idle Speed Screw Spring	0788	0788	0788	0788	0788	0788
25	*Inlet Control Lever	010513	010513	010513	010513	010513	010513
26	*Inlet Control Lever Pinion Screw	010581	010581	010581	010581	010581	010581
27	*INLET NEEDLE SEAT & GASKET	010580	010580	010580	010580	012339	012339
28	Inlet Seat Gasket	010165	010165	010165	010165	010165	010165
29	*Inlet Tension Spring	010578	010578	010578	010578	010578	010578
30	*High Speed Mixture Screw (Incl. Ref. 31)	---	011281	---	---	011016	012128
30A	*High Speed Mixture Screw	011751	---	011789	011789	---	---
30B	*High Speed Mixture Screw Spring	08793	---	08793	08793	---	**011204
30C	High Speed Mixture Screw Washer	011428	---	011428	011428	---	---
D17	High Speed Mixture Screw Washer (Thick)	04920	---	---	---	---	---
30D	High Speed Mixture Screw Packing	011401	---	011401	011401	---	---
31	High Speed Mixture Screw Seal Ring	---	010589	---	---	010589	010589
C7	Throttle Lever	---	---	---	---	011809	011809
D16	*Throttle Lever Retaining Lockwasher	---	---	---	---	06396	06396
D13	*Throttle Lever Retaining Screw	---	---	---	---	06393	06393
A2	Throttle Shaft & Lever	---	---	013108	013108	---	---
A4	Throttle Shaft & Lever	010779	011623	---	---	---	---
A10	Throttle Shaft & Lever	---	---	---	---	012857	012857
32	Throttle Shaft Bushings (2)	09780	09780	09780	09780	09780	09780
33	Throttle Shaft Clip	09678	09678	09678	09678	09678	09678
34	Throttle Shaft Clip Lockwasher	0992	0992	0992	0992	0992	0992
35	Throttle Shaft Clip Retaining Screw	01974	01974	01974	01974	01974	01974
E3	Throttle Shaft Friction Spring	---	---	011773	---	---	---
36	*Throttle Shaft Return Spring	011275	010775	---	011580	---	---
37	Throttle Shutter	08646	08646	011226	011226	08646	08646
38	*Throttle Shutter Screw & Lockwasher	08942	08942	08317	08317	08942	08942
C3	Throttle Stop Lever	---	---	011768	011768	---	---
D16	*Throttle Stop Lever Retaining Lockwasher	---	---	06396	06396	---	---
D13	*Throttle Stop Lever Retaining Screw	---	---	06393	06393	---	---
39	*GASKET & PACKING SET	GS-155	GS-122	GS-155	GS-155	GS-148	GS-148
40	REPAIR PARTS KIT	RK-398	RK-363	RK-402	RK-402	RK-404	RK-449

(*) Indicates contents of REPAIR PARTS KIT
 (**) This Spring assembled on Adjustment Screw.



BASIC PARTS ILLUSTRATIONS: See front cover for illustrations corresponding to reference numbers in list below.
SPECIAL PARTS ILLUSTRATIONS: See pages 3, 4, 5 and 6 for illustrations corresponding to reference letters in list below.

Carburetor Model	Superseding Model	Equipment
HL-63D & DT	HL-63E	McCullough
HL-63L & ET	HL-63F	McCullough
HL-63F		McCullough
HL-63G		McCullough
HL-64A		Power Products
HL-65A		Power Products
HL-66A & AX	HL-66A	Power Products

Ref. No.	Part Name	HL-63D HL-63DT	HL-63E HL-63ET	HL-63F	HL-63G	HL-64A	HL-65A	HL-66A & AX
D2	Air Cleaner Attachment Stud	011813	011813	011813	011813	----	----	----
D17	Air Cleaner Attachment Stud Gasket	012033	012033	014147	014147	----	----	----
D17	Air Cleaner Attachment Stud Washer	----	----	013871	013871	----	----	----
1	Body (Service)	012340	012461	013872	014425	011824	011829	011832
2	*Body Channel Cup Plug	012347	012347	012347	----	010588	010588	010588
D20	Body Channel Screen	012344	012344	012344	----	----	----	----
D14	Body Channel Screen Ref. Ring	012345	012345	012345	----	----	----	----
3	*Body Channel Welch Plug	02531	02531	02531	02531	02531	02531	02531
D8	*Body Channel Welch Plug	02519	----	----	----	----	----	----
4	Choke Friction Pin	----	----	----	----	05456	05454	05454
5	Choke Friction Spring	----	----	----	----	08805	08805	08805
C7	Choke Lever	011044	----	----	----	----	----	----
D14	Choke Lever Retaining Lockwasher	06396	----	----	----	----	----	----
D13	Choke Lever Retaining Screw	06393	----	----	----	----	----	----
A14	Choke Shaft & Lever	----	----	----	----	011823	011261	011823
A12	Choke Shaft & Lever	011819	012854	012854	012854	----	----	----
E1	*Choke Shaft Return Spring	011275	011275	011275	011275	----	----	----
D4	Choke Shutter	----	011883	011883	011883	----	----	----
6	Choke Shutter	09626	----	----	----	09626	09626	08285
7	Choke Shutter Screw & Lockwasher	04942	----	----	----	010280	04942	010280
8	Diaphragm Chamber Drain Screw	02232	02232	02232	02232	02232	02232	02232
9	Diaphragm Gasket	012473	012473	012473	012473	012473	012473	012473
10	*Diaphragm	012475	012475	012475	012475	012475	012475	012475
11	Diaphragm Cover	010526	010526	010526	010526	010526	010526	010526
12	Flange Gasket	010730	010730	010730	010730	010730	010730	010730
13	Fuel Pump Gasket	012930	012930	012930	012930	012930	012930	012930
14	*Fuel Pump Diaphragm	012698	012698	012698	010531T	012698	012698	012698
15	Fuel Pump Body	011816	011816	011816	011816	010525	010525	010525
16	Fuel Pump Body Screw & Lockwasher (6)	010098	010098	010098	010098	010098	010098	010098
03	*Fuel Strainer Element	012830	012830	012830	012830	----	----	----
D23	Fuel Strainer Element Gasket	012829	012829	012829	012829	----	----	----
17	*Fuel Strainer Screen	----	----	----	----	010530	010530	010530
18	Fuel Strainer Cover Gasket	011102	011102	011102	011102	010529	010529	010529
19	Fuel Strainer Cover	011815	011815	011815	011815	010527	010527	010527
20	*Fuel Strainer Cover Retaining Screw	011814	011814	011814	011814	010571	010571	010571
D17	Fuel Strainer Cover Retaining Screw Gasket	02817	02817	02817	02817	----	----	----
21	*Idle Mixture Screw (Incl. Ref. 22)	013208	013208	013208	013208	----	----	----
21A	*Idle Mixture Screw	----	----	----	----	011498	011825	011498
21B	*Idle Mixture Screw Spring	----	----	----	----	08793	08793	08793
21C	Idle Mixture Screw Washer	----	----	----	----	011428	011428	011428
21D	Idle Mixture Screw Packing	----	----	----	----	011401	011401	011401
22	Idle Mixture Screw Seal Ring	010589	010589	010589	010589	----	----	----
23	*Idle Speed Screw	011811	011811	011811	011811	05095	05095	05095
24	*Idle Speed Screw Spring	0788	0788	0788	0788	0788	0788	0788
25	*Inlet Control Lever	010513	010513	010513	010513	010513	010513	010513
26	*Inlet Control Lever Pinion Screw	010581	010581	010581	010581	010581	010581	010581
27	*INLET NEEDLE SEAT & GASKET	012339	012339	012339	010580	010580	010580	010580
28	Inlet Seat Gasket	010165	010165	010165	010165	010165	010165	010165
29	*Inlet Tension Spring	010578	010578	010578	011503	010578	010578	010578
30	*High Speed Mixture Screw (Incl. Ref. 11)	011016	012852	012852	014423	----	----	----
30A	*High Speed Mixture Screw	----	----	----	----	011494	011494	011494
30B	*High Speed Mixture Screw Spring	----	----	----	----	08793	08793	08793
30C	High Speed Mixture Screw Washer	----	----	----	----	011428	011428	011428
30D	High Speed Mixture Screw Packing	----	----	----	----	011401	011401	011401
31	High Speed Mixture Screw Seal Ring	010589	010589	010589	010589	----	----	----
D18	Nozzle Check Valve	----	----	----	012084	----	----	----
C7	Throttle Lever	010379	010379	010379	010379	----	----	----
D16	*Throttle Lever Retaining Lockwasher	06396	06396	06396	06396	----	----	----
D13	*Throttle Lever Retaining Screw	06393	06393	06393	06393	----	----	----
A3	Throttle Shaft & Lever	----	----	----	----	----	011828	----
A4	Throttle Shaft & Lever	----	----	----	----	----	----	011831
A5	Throttle Shaft & Lever	----	----	----	----	011822	----	----
A10	Throttle Shaft & Lever	012857	012857	012857	012857	----	----	----
32	Throttle Shaft Bushings (2)	09780	09780	09780	09780	09780	09780	09780
33	Throttle Shaft Clip	09678	09678	09678	09678	09678	09678	09678
34	Throttle Shaft Clip Lockwasher	0992	0992	0992	0992	0992	0992	0992
35	Throttle Shaft Clip Retaining Screw	01974	01974	01974	01974	01974	01974	01974
36	*Throttle Shaft Return Spring	----	----	----	----	011568	----	010775
37	Throttle Shutter	08646	08646	08646	08646	08646	08646	08646
38	*Throttle Shutter Screw & Lockwasher	08942	08942	08942	08942	010280	08942	010280
39	* GASKET & PACKING SET.	GS-148	GS-148	GS-148	GS-148	GS-155	GS-155	GS-155
40	REPAIR PARTS KIT	RK-404	RK-546	RK-546	RK-780	RK-405	RK-406	RK-408

[*] Indicates contents of REPAIR PARTS KIT

BASIC PARTS ILLUSTRATIONS: See front cover for illustrations corresponding to reference numbers in list below.

SPECIAL PARTS ILLUSTRATIONS: See pages 3, 4, 5 and 6 for illustrations corresponding to reference letters in list below.

Carburetor Model	Superseding Model	Equipment
HL-69ARacine
HL-70AAjax
HL-71APower Products
HL-73APower Products
HL-78APower Products
HL-82AHomelite
HL-83APower Products

Ref. No.	Part Name	HL-69A	HL-70A	HL-71A	HL-73A	HL-78A	HL-82A	HL-83A
1	Body (Service)	011855	011864	011871	011875	011899	011922	011937
2	*Body Channel Cup Plug	010588	010588	010388	010588	010588	010588	010588
3	*Body Channel Welch Plug	02531	02531	02531	02531	02531	02531	02531
4	Choke Friction Pin	05454	05454	05454	05454	05454	05454	05454
5	Choke Friction Spring	08805	08805	08805	08805	08805	08805	08805
A15	Choke Shaft & Lever	012679	----	----	----	010831	011972	011279
A16	Choke Shaft & Lever	----	011862	----	011823	----	----	----
A17	Choke Shaft & Lever	----	----	011348	----	----	----	----
D4	Choke Shutter	----	011442	----	----	----	011404	----
6	Choke Shutter	012089	----	08285	08285	09626	----	08285
7	Choke Shutter Screw & Lockwasher	08942	----	010280	010280	08942	----	010280
8	Diaphragm Chamber Drain Screw	02232	02232	02232	02232	02232	02232	02232
9	Diaphragm Gasket	012471	012473	012473	012473	012473	012473	012473
10	*Diaphragm	012475	012475	012475	012475	012475	012475	012475
11	Diaphragm Cover	010828	010526	010526	010526	010526	010526	010828
12	Flange Gasket	010730	010730	010730	010730	010730	010730	010730
13	Fuel Pump Gasket	012930	012930	012930	012930	012930	012930	012930
14	*Fuel Pump Diaphragm	012698	012698	012698	012698	012698	010531T	012698
15	Fuel Pump Body	010525	010525	010525	010525	010525	010525	010525
16	Fuel Pump Body Screw & Lockwasher (6)	010098	010098	010098	010098	010098	010098	010098
17	*Fuel Strainer Screen	010530	010530	010530	010530	010530	010530	010530
18	Fuel Strainer Cover Gasket	010529	010529	010529	010529	010529	010529	010529
19	Fuel Strainer Cover	010527	010527	010527	010527	010527	010527	010527
20	*Fuel Strainer Cover Retaining Screw	010571	010571	010571	010571	010571	010571	010571
21A	*Idle Mixture Screw	011435	011498	011716	011825	011498	011498	011716
21B	*Idle Mixture Screw Spring	08793	08793	08793	08793	08793	08793	08793
21C	Idle Mixture Screw Washer	011428	011428	011428	011428	011428	011428	011428
21D	Idle Mixture Screw Packing	011401	011401	011401	011401	011401	011401	011401
23	*Idle Speed Screw	05095	05095	05095	05095	05095	05095	05095
24	*Idle Speed Screw Spring	0788	0788	0788	0788	0788	0788	0788
D5	Inlet Connection	011497	----	----	----	----	----	----
D17	Inlet Connection Gasket	02310	----	----	----	----	----	----
25	*Inlet Control Lever	010513	010513	010513	010513	010513	010513	010513
26	*Inlet Control Lever Pinion Screw	010581	010581	010581	010581	010581	010581	010581
27	*INLET NEEDLE SEAT & GASKET	011499	010580	010580	010580	010580	010580	010580
28	Inlet Seat Gasket	010165	010165	010165	010165	010165	010165	010165
29	*Inlet Tension Spring	010578	010578	010578	010578	010578	010578	010578
30A	*High Speed Mixture Screw	011718	011718	011789	011494	011494	011510	011789
30B	*High Speed Mixture Screw Spring	08793	08793	08793	08793	08793	08793	08793
30C	High Speed Mixture Screw Washer	011428	011428	011428	011428	011428	011428	011428
D17	High Speed Mixture Screw Washer (Thick)	04920	----	----	----	----	----	----
30D	High Speed Mixture Screw Packing	011401	011401	011401	011401	011401	011401	011401
A1	Throttle Shaft & Lever	----	011863	----	----	----	----	----
A2	Throttle Shaft & Lever	----	----	----	----	----	013130	----
A3	Throttle Shaft & Lever	----	----	----	011874	----	----	----
A4	Throttle Shaft & Lever	012680	----	011831	----	----	----	011831
A5	Throttle Shaft & Lever	----	----	----	----	011898	----	----
32	Throttle Shaft Bushings (2)	09780	09780	09780	09780	09780	----	09780
33	Throttle Shaft Clip	09678	09678	09678	09678	09678	09678	09678
34	Throttle Shaft Clip Lockwasher	0992	0992	0992	0992	0992	0992	0992
35	Throttle Shaft Clip Retaining Screw	01974	01974	01974	01974	01974	01974	01974
36	*Throttle Shaft Return Spring	010775	----	010775	----	011368	010775	010775
37	Throttle Shutter	04119	08646	08646	08646	08646	011226	08646
38	*Throttle Shutter Screw & Lockwasher	08942	08942	010280	010280	08942	08317	010280
C3	Throttle Stop Lever	----	010783	----	----	----	----	----
C6	Throttle Stop Lever	----	----	----	----	----	013105	----
D16	*Throttle Stop Lever Retaining Lockwasher	----	06396	----	----	----	06396	----
D13	*Throttle Stop Lever Retaining Screw	----	06393	----	----	----	06393	----
39	*GASKET & PACKING SET	GS-155	GS-155	GS-155	GS-155	GS-155	GS-155	GS-155
40	REPAIR PARTS KIT	RK-413	RK-415	RK-414	RK-406	RK-405	RK-420	RK-414

(*) Indicates contents of REPAIR PARTS KIT.

TILLOTSON MANUFACTURING CO.
PARTS AND SERVICE DIVISION
TOLEDO, OHIO 43612



BASIC PARTS ILLUSTRATIONS: See front cover for illustrations corresponding to reference numbers in list below.
SPECIAL PARTS ILLUSTRATIONS: See pages 3, 4, 5 and 6 for illustrations corresponding to reference letters in list below

Carburetor Model	Superseding Model	Equipment
HL-84A	HL-84B	Bealrd-Poulan
HL-84E		Bealrd-Poulan
HL-87A, AB & B	HL-87D	McCulloch
HL-87C & CT	HL-87D	McCulloch
HL-87D & DT	HL-87D	McCulloch
HL-88A		West Bend
HL-91A		Bealrd-Poulan

Ref. No.	Part Name	HL - 84A	HL-84B	HL - 87A AB & B	HL - 87C HL - 87CT	HL - 87D HL - 87DT	HL - 88A	HL - 91A
D2	Air Cleaner Attachment Stud	----	----	011813	011813	011813	----	----
D17	Air Cleaner Attachment Stud Gasket	----	----	012035	012035	012035	----	----
1	Body (Service)	012054	014082	012341	012341	012863	012094	012121
2	*Body Channel Cap Plug	010588	010588	010588	012347	012347	010588	010588
D20	Body Channel Screen	----	----	----	012344	012344	----	----
D16	Body Channel Screen Retaining Ring	----	----	----	012345	012345	----	----
3	*Body Channel Welch Plug	02531	02531	02531	02531	02531	02531	02531
D8	*Body Channel Welch Plug	----	----	02519	02519	----	----	----
4	Choke Friction Pin	05454	05454	----	----	----	05454	05454
5	Choke Friction Spring	08805	08805	----	----	----	08805	08805
A15	Choke Shaft & Lever	012053	012053	----	----	----	012093	010781
D4	Choke Shutter	011883	011883	----	----	----	----	----
6	Choke Shutter	----	----	----	----	----	09626	09626
7	Choke Shutter Screw & Lockwasher	----	----	----	----	----	010280	08942
8	Diaphragm Chamber Drain Screw	02232	02232	02232	02232	02232	02232	02232
9	Diaphragm Gasket	012473	012471	012473	012473	012473	012473	012473
10	*Diaphragm	012475	012475	012475	012475	012475	012475	012475
11	Diaphragm Cover	010526	010526	010526	010526	010526	010526	010526
12	Flange Gasket	010730	010730	010730	010730	010730	010730	010730
13	Fuel Pump Gasket	012930	012930	012930	012930	012930	012930	012930
14	*Fuel Pump Diaphragm	012698	010331T	012698	012698	012698	012698	012698
15	Fuel Pump Body	010525	010525	011816	011816	011816	010525	010525
16	Fuel Pump Body Screw & Lockwasher (6)	010098	010098	010098	010098	010098	010098	010098
D3	*Fuel Strainer Element	----	----	012830	012830	012830	----	----
D23	Fuel Strainer Element Gasket	----	----	012829	012829	012829	----	----
17	*Fuel Strainer Screen	010530	010530	----	----	----	010530	010530
18	Fuel Strainer Cover Gasket	010529	010529	011102	011102	011102	010529	010529
19	Fuel Strainer Cover	010527	010527	011815	011815	011815	010527	010527
20	*Fuel Strainer Cover Retaining Screw	010571	010571	011814	011814	011814	010571	010571
D17	Fuel Strainer Cover Retaining Screw Gasket	----	----	02817	02817	02817	----	----
21	*Idle Mixture Screw (Incl. Ref. 22)	010798	010798	013208	013208	013208	----	----
21A	*Idle Mixture Screw	----	----	----	----	----	011498	011498
21B	*Idle Mixture Screw Spring	----	----	----	----	----	08793	08793
21C	Idle Mixture Screw Washer	----	----	----	----	----	011428	011428
21D	Idle Mixture Screw Packing	----	----	----	----	----	011401	011401
22	Idle Mixture Screw Seal Ring	010589	010589	010589	010589	010589	----	----
23	*Idle Speed Screw	05095	05095	011811	011811	011811	05095	05095
24	*Idle Speed Screw Spring	0788	0788	0788	0788	0788	0788	0788
25	*Inlet Control Lever	010513	014020	010513	010513	010513	010513	010511
26	*Inlet Control Lever Pinion Screw	010581	010581	010581	010581	010581	010581	010581
27	*INLET NEEDLE SEAT & GASKET	010580	014035	012339	012339	010580	010580	010580
28	Inlet Seat Gasket	010165	010165	010165	010165	010165	010165	010165
29	*Inlet Tension Spring	010578	010578	010578	010578	010578	010578	010578
30	*High Speed Mixture Screw (Incl. Ref. 31)	010805	010805	011016	011016	012852	----	----
30A	*High Speed Mixture Screw	----	----	----	----	----	011718	011494
30B	*High Speed Mixture Screw Spring	----	----	----	----	----	08793	08793
30C	High Speed Mixture Screw Washer	----	----	----	----	----	011428	011428
30D	High Speed Mixture Screw Packing	----	----	----	----	----	011401	011401
31	High Speed Mixture Screw Seal Ring	010589	010589	010589	010589	010589	----	----
C7	Throttle Lever	----	----	011809	010379	010379	----	----
D16	*Throttle Lever Retaining Lockwasher	----	----	06396	06396	06396	----	----
D13	*Throttle Lever Retaining Screw	----	----	06393	06393	06393	----	----
44	Throttle Shaft & Lever	----	----	----	----	----	012091	----
A10	Throttle Shaft & Lever	----	----	012857	012857	012857	----	----
A12	Throttle Shaft & Lever	012051	012051	----	----	----	----	012120
32	Throttle Shaft Bushings (2)	----	----	09780	09780	09780	----	----
33	Throttle Shaft Clip	09678	09678	09678	09678	09678	09678	09678
34	Throttle Shaft Clip Lockwasher	0992	0992	0992	0992	0992	0992	0992
35	Throttle Shaft Clip Retaining Screw	01974	01974	01974	01974	01974	01974	01974
36	*Throttle Shaft Return Spring	010775	010775	----	----	----	010775	010775
17	Throttle Shutter	08646	08646	08646	08646	08646	012089	08646
38	*Throttle Shutter Screw & Lockwasher	08942	08942	08942	08942	08942	010280	08942
C3	Throttle Stop Lever	010783	010783	----	----	----	----	010783
D16	*Throttle Stop Lever Retaining Lockwasher	06396	06396	----	----	----	----	06396
D13	*Throttle Stop Lever Retaining Screw	06393	06393	----	----	----	----	06393
D9	Throttle Wire Connection	010393	010393	----	----	----	----	010393
D10	Throttle Wire Connection Clip Washer	010392	010392	----	----	----	----	010392
D14	*Throttle Wire Retaining Screw	058	058	----	----	----	----	058
39	*GASKET & PACKING SET	GS-122	GS-122	GS-148	GS-148	GS-148	GS-155	GS-155
40	REPAIR PARTS KIT	RK-318	RK-701	RK-404	RK-404	RK-566	RK-445	RK-657

(*) Indicates contents of Repair Parts Kit

TILLOTSON MANUFACTURING CO.
PARTS AND SERVICE DIVISION
TOLEDO, OHIO 43612

BASIC PARTS ILLUSTRATIONS: See front cover for illustrations corresponding to reference numbers in list below.

SPECIAL PARTS ILLUSTRATIONS: See pages 3, 4, 5 and 6 for illustrations corresponding to reference letters in list below.

Carburetor Model	Superseding Model	Equipment
HL-91AX	HL-91A	Beaird-Poulan
HL-92A		Power Products
HL-93A		McCulloch
HL-97A		Clinton
HL-101A		Homelite
HL-103A, AB & B	HL-103C	McCulloch

Ref. No.	Parts Name	HL - 91AX	HL - 92A	HL - 93A	HL - 97A	HL - 101A	HL - 103A AB & B
1	Body (Service)	012271	012125	012140	012209	012226	012342
2	*Body Channel Cup Plug	010588	010588	010588	010588	---	010588
3	*Body Channel Welch Plug	02531	02531	02531	02531	02531	02531
D8	*Body Channel Welch Plug	---	---	---	---	---	02519
4	Choke Friction Pin	05454	05454	05454	05454	05454	---
5	Choke Friction Spring	08805	08805	08805	08805	08805	---
A15	Choke Shaft & Lever	010781	011823	012135	012206	012135	---
A17	Choke Shaft & Lever	---	---	---	---	---	011047
E1	*Choke Shaft Return Spring	---	---	---	---	---	011275
D4	Choke Shutter	---	---	011883	011883	011883	---
6	Choke Shutter	09626	08285	---	---	---	09626
7	Choke Shutter Screw & Lockwasher	08942	010280	---	---	---	08942
8	Diaphragm Chamber Drain Screw	02232	02232	02232	02232	02232	02232
9	Diaphragm Gasket	012473	012473	012473	012473	012473	012473
10	*Diaphragm	012475	012475	012475	012475	012475	012475
11	Diaphragm Cover	010526	010526	010526	010828	010526	010526
12	Flange Gasket	010730	010730	010730	010730	010730	010730
13	Fuel Pump Gasket	012930	012930	012930	012930	012930	012930
14	*Fuel Pump Diaphragm	012698	012698	012698	012698	010531T	012698
15	Fuel Pump Body	010525	010525	010525	010525	010525	011816
16	Fuel Pump Body Screw & Lockwasher (6)	010098	010098	010098	010098	010098	010098
D3	*Fuel Strainer Element	---	---	---	---	---	012830
D23	Fuel Strainer Element Gasket	---	---	---	---	---	012829
17	*Fuel Strainer Screen	010530	010530	010530	010530	010530	---
18	Fuel Strainer Cover Gasket	010529	010529	010529	010529	010529	011102
19	Fuel Strainer Cover	010527	010527	010527	010527	010527	011815
20	*Fuel Strainer Cover Retaining Screw	010571	010571	010571	010571	010571	011814
D17	Fuel Strainer Cover Retaining Screw Gasket	---	---	---	---	---	02817
21	*Idle Mixture Screw (Incl. Ref. 22)	010784	---	---	---	---	013208
21A	*Idle Mixture Screw	---	011825	011498	011498	011498	---
21B	*Idle Mixture Screw Spring	---	08793	08793	08793	08793	---
21C	Idle Mixture Screw Washer	---	011428	011428	011428	011428	---
21D	Idle Mixture Screw Packing	---	011401	011401	011401	011401	---
22	Idle Mixture Screw Seal Ring	010589	---	---	---	---	010589
23	*Idle Speed Screw	05095	05095	05095	05095	05095	011811
24	*Idle Speed Screw Spring	0788	0788	0788	0788	0788	0788
25	*Inlet Control Lever	010513	010513	010513	010513	010513	010513
26	*Inlet Control Lever Pinion Screw	010581	010581	010581	010581	010581	010581
27	*INLET NEEDLE SEAT & GASKET	010580	010580	012339	010580	010580	012339
28	Inlet Seat Gasket	010165	010165	010165	010165	010165	010165
29	*Inlet Tension Spring	010578	010578	010578	010578	011503	010578
30	*High Speed Mixture Screw (Incl. Ref. 31)	011272	---	---	---	---	011016
30A	*High Speed Mixture Screw	---	011494	012138	011510	012225	---
30B	*High Speed Mixture Screw Spring	---	08793	08793	08793	08793	---
30C	High Speed Mixture Screw Washer	---	011428	011428	011428	011428	---
30D	High Speed Mixture Screw Packing	---	011401	011401	011401	011401	---
31	High Speed Mixture Screw Seal Ring	010589	---	---	---	---	010589
D18	Nozzle Check Valve	---	---	---	---	012084	---
C1	Throttle Lever	---	---	012143	---	---	---
C7	Throttle Lever	---	---	---	---	---	011809
C8	Throttle Lever	---	---	---	---	09307	---
C9	Throttle Lever Assembly	---	---	012148	---	---	---
D15	*Throttle Lever Lockwasher	---	---	---	---	08988	---
D16	*Throttle Lever Retaining Lockwasher	---	---	---	---	---	06396
D11	Throttle Lever Retaining Nut	---	---	011755	---	---	---
D13	*Throttle Lever Retaining Screw	---	---	---	---	06393	06393
D14	*Throttle Lever Ret. Screw & Lockwasher	---	---	012145	---	---	---
D17	*Throttle Lever Retaining Washer	---	---	07844	---	03804	---
B2	Throttle Shaft	---	---	---	---	012223	---
A3	Throttle Shaft & Lever	---	011874	---	---	---	---
A4	Throttle Shaft & Lever	---	---	012136	---	---	---
A10	Throttle Shaft & Lever	---	---	---	---	---	012857
A12	Throttle Shaft & Lever	012120	---	---	---	---	---
A13	Throttle Shaft & Lever	---	---	---	012207	---	---
32	Throttle Shaft Bushings (2)	---	09780	09780	---	---	09780
33	Throttle Shaft Clip	09678	09678	09678	09678	09678	09678
34	Throttle Shaft Clip Lockwasher	0992	0992	0992	0992	0992	0992
35	Throttle Shaft Clip Retaining Screw	01974	01974	01974	01974	01974	01974
36	*Throttle Shaft Return Spring	010775	011568	010775	010775	010999	---
37	Throttle Shutter	08646	08646	012089	08646	012089	08646
38	*Throttle Shutter Screw & Lockwasher	08942	010280	010280	08942	0120	08942
C2	Throttle Stop Lever	---	---	---	---	011240	---
C3	Throttle Stop Lever	010783	---	---	---	---	---
D16	Throttle Stop Lever Retaining Lockwasher	06396	---	---	---	---	---
D13	Throttle Stop Lever Retaining Screw	06393	---	---	---	---	---
D9	Throttle Wire Connection	010393	---	---	---	---	---
D10	Throttle Wire Connection Clip Washer	010392	---	---	---	---	---
D14	*Throttle Wire Retaining Screw	058	---	---	---	058	---
39	*GASKET & PACKING SET.	GS-122	GS-155	GS-155	GS-155	GS-155	GS-148
40	REPAIR PARTS KIT	RK-359	RK-448	RK-450	RK-453	RK-454	RK-404

(*) Indicates contents of REPAIR PARTS KIT



BASIC PARTS ILLUSTRATIONS: See front cover for illustrations corresponding to reference numbers in list below.
SPECIAL PARTS ILLUSTRATIONS: See pages 3, 4, 5 and 6 for illustrations corresponding to reference letters in list below.

Carburetor Model	Superseding Model	Equipment
HL-103C & CT	HL-103C	McCulloch
HL-107A & 107A	HL-107A	Home-ite
HL-106A		Power Products
HL-107A		Power Products
HL-108A		Pioneer

Ref. No.	Part Name	HL-103C HL-103CT	HL-104A HL-105A	HL-106A	HL-107A	HL-108A
1	Body (Service)	012342	012278	012267	012299	012368
2	*Body Channel Cup Plug	012347	010588	010588	----	----
D20	Body Channel Screen	012344	----	----	----	----
D16	Body Channel Screen Ret. Clip	012345	----	----	----	----
3	*Body Channel Welch Plug	02531	02531	02531	02331	02531
D8	*Body Channel Welch Plug	02519	----	----	----	011785
4	Choke Friction Pin	----	05454	05454	05454	----
5	Choke Friction Spring	----	08805	08805	08805	----
A15	Choke Shaft & Lever	----	010610	011279	012471	----
A17	Choke Shaft & Lever	011047	----	----	----	----
A1	*Choke Shaft Return Spring	011275	----	----	----	----
D4	Choke Shutter	----	----	----	011883	----
6	Choke Shutter	09626	09626	08285	----	----
7	Choke Shutter Screw & Lockwasher	08942	0120	010280	----	----
8	Diaphragm Chamber Drain Screw	02232	02232	02232	02232	02232
9	Diaphragm Gasket	012473	012473	012473	012473	012473
10	*Diaphragm	012475	012475	012475	012475	012475
11	Diaphragm Cover	010526	010526	010526	010526	010526
12	Flange Gasket	010730	010730	010730	010730	010730
13	Fuel Pump Gasket	012930	012930	012930	012930	012930
14	*Fuel Pump Diaphragm	012698	010531T	012698	012698	010531T
15	Fuel Pump Body	011816	010525	010525	010525	012558
16	Fuel Pump Body Screw & Lockwasher (6)	010098	010098	010098	010098	010098
D3	*Fuel Strainer Element	012830	----	----	----	----
D23	Fuel Strainer Element Gasket	012829	----	----	----	----
17	*Fuel Strainer Screen	----	010530	010530	010530	010530
18	Fuel Strainer Cover Gasket	011102	010529	010529	010529	010529
19	Fuel Strainer Cover	011815	010527	010527	010527	010527
20	*Fuel Strainer Cover Retaining Screw	011814	010571	010571	010571	010571
U17	Fuel Strainer Ret. Screw Gasket	02817	----	----	----	----
21	*Idle Mixture Screw (Incl. Ref. 22)	011208	011221	----	----	----
21A	*Idle Mixture Screw	----	----	011716	011498	012364
21B	*Idle Mixture Screw Spring	----	----	08793	08793	08793
21C	Idle Mixture Screw Washer	----	----	011428	011428	011428
21D	Idle Mixture Screw Packing	----	----	011401	011401	011401
22	Idle Mixture Screw Seal Ring	010589	010589	----	----	----
23	*Idle Speed Screw	011811	05095	05095	05095	012163
24	*Idle Speed Screw Spring	0788	0788	0788	0788	0788
D17	Idle Speed Screw Spring Washer	----	----	----	----	0788A
D21	Idle Speed Screw "T" Ring	----	----	----	----	012157
25	*Inlet Control Lever	010513	010513	010513	010513	010513
26	*Inlet Control Lever Pinion Screw	010981	010581	010581	010581	010581
27	INLET NEEDLE SEAT & GASKET	012339	010580	010580	010580	012339
28	Inlet Seat Gasket	010165	010165	010165	010165	010165
29	*Inlet Tension Spring	010578	010578	010578	011503	011503
30	*High Speed Mixture Screw (Incl. Ref. 31)	011016	011216	----	----	----
30A	*High Speed Mixture Screw	----	----	011789	012225	012360
30B	*High Speed Mixture Screw Spring	----	----	08793	08793	08793
30C	High Speed Mixture Screw Washer	----	----	011428	011428	011428
30D	High Speed Mixture Screw Packing	----	----	011401	011401	011401
31	High Speed Mixture Screw Seal Ring	010389	010389	----	----	----
D18	Nozzle Check Valve	----	----	----	012084	012084
U7	Throttle Lever	011809	----	----	----	----
D16	*Throttle Lever Retaining Lockwasher	06396	----	----	----	----
D13	*Throttle Lever Retaining Screw	06393	----	----	----	----
A2	Throttle Shaft & Lever	----	013104	----	----	----
A6	Throttle Shaft & Lever	----	----	011623	012091	----
A10	Throttle Shaft & Lever	012857	----	----	----	----
A24	Throttle Shaft & Lever	----	----	----	----	012362
32	Throttle Shaft Bushings (2)	09780	09780	09780	----	09780
33	Throttle Shaft Clip	09678	09678	09678	09678	09678
34	Throttle Shaft Clip Lockwasher	0992	0992	0992	0992	0992
35	Throttle Shaft Clip Retaining Screw	01974	01974	01974	01974	01974
36	*Throttle Shaft Return Spring	----	013001	010775	010775	012356
37	Throttle Shutter	08646	011226	08646	012089	08646
18	*Throttle Shutter Screw & Lockwasher	08942	08517	010280	08942	08942
C2	Throttle Stop Lever	----	011250	----	----	----
D16	*Throttle Stop Lever Retaining Lockwasher	----	06396	----	----	----
D13	*Throttle Stop Lever Retaining Screw	----	06393	----	----	----
39	GASKET & PACKING SET	GS-148	GS-122	GS-155	GS-155	GS-155
40	REPAIR PARTS KIT	RK-404	RK-527	RK-414	RK-468	RK-470

(*) Indicates contents of REPAIR PARTS KIT

BASIC PARTS ILLUSTRATIONS: See front cover for illustrations corresponding to reference numbers in list below.

SPECIAL PARTS ILLUSTRATIONS: See pages 3, 4, 5 and 6 for illustrations corresponding to reference letters in list below.

Carburetor Model	Superseding Model	Equipment
HL-109A		Power Machinery
HL-109AX (use HL-109A Parts List)	HL-145A	Power Machinery
HL-116A		Power Products
HL-114B		Power Products
HL-115A & B	HL-115B	Tillotson
HL-116A		Power Products
HL-117A & B	HL-117D	Monelite

Ref. No.	Part Name	HL - 115A						HL - 117A	
		HL - 109A	HL - 114A	HL - 114B	HL - 115B	HL - 116A	HL - 117B	HL - 117A	HL - 117B
1	Body (Service)	012382	012472	012735	012784	012481	012629		
2	*Body Channel Cup Plug	-----	-----	-----	-----	010588	012347		
D20	Body Channel Screen	-----	-----	-----	-----	-----	012344		
D16	Body Channel Screen Ret. Ring	-----	-----	-----	-----	-----	012345		
3	*Body Channel Wedge Plug	02531	02531	02531	02531	02531	02531		
H12	Body Channel Plug Screw	-----	-----	-----	-----	-----	03111		
4	Choke Friction Pin	-----	05654	05454	05454	05454	05454		
5	Choke Friction Spring	-----	08805	08805	08805	08805	08805		
A7	Choke Shaft & Lever	-----	012471	-----	-----	-----	-----		
A12	Choke Shaft & Lever	012581	-----	-----	-----	-----	-----		
A15	Choke Shaft & Lever	-----	-----	012471	012452	012091	011509		
E1	*Choke Shaft Return Spring	012383	-----	-----	-----	-----	-----		
D4	Choke Shutter	011883	011883	011883	-----	-----	012488		
6	Choke Shutter	-----	-----	-----	09195	08285	-----		
7	Choke Shutter Screw & Lockwasher	-----	-----	-----	010280	010280	-----		
8	Diaphragm Chamber Drain Screw	02232	02232	02232	02232	02232	02232		
9	Diaphragm Gasket	012473	012473	012473	012473	012473	012473		
10	*Diaphragm	012475	012475	012475	012475	012475	012475		
11	Diaphragm Cover	010526	010526	010526	012783	010526	012498		
12	Flange Gasket	010730	010730	010730	012354	010730	010730		
13	Fuel Pump Gasket	012930	012930	012930	012930	012930	012930		
14	*Fuel Pump Diaphragm	012698	012698	012698	012698	012698	010531T		
15	Fuel Pump Body	010525	010525	010525	012826	010525	010525		
16	Fuel Pump Body Screw & Lockwasher (6)	010098	010098	010098	010098	010098	010098		
D17	Fuel Pump Body Screw Washer	-----	-----	-----	07844	-----	-----		
17	*Fuel Strainer Screen	010530	010530	010530	010530	010530	010530		
18	Fuel Strainer Cover Gasket	010529	010529	010529	010529	010529	010529		
19	Fuel Strainer Cover	010527	010527	010527	010527	010527	010527		
20	*Fuel Strainer Cover Ret. Screw	010571	010571	010571	010571	010571	010571		
21	*Idle Mixture Screw (Incl. Ref. 22)	-----	-----	-----	-----	-----	011321		
21A	*Idle Mixture Screw	011716A	011498	011498	011498	011498	-----		
21B	*Idle Mixture Screw Spring	08793	08793	0788	08793	08793	-----		
21C	Idle Mixture Screw Washer	011428	011428	-----	011428	011428	-----		
21D	Idle Mixture Screw Packing	011401	011401	-----	011401	011401	-----		
22	Idle Mixture Screw Seal Ring	-----	-----	-----	-----	-----	010589		
23	*Idle Speed Screw	05095	05095	05095	05095	05095	05095		
24	*Idle Speed Screw Spring	0788	0788	0788	0788	0788	0788		
25	*Inlet Control Lever	010513	010513	010513	010513	010513	010513		
26	*Inlet Control Lever Pinion Screw	010581	010581	010581	010581	010581	010581		
27	*INLET NEEDLE SEAT & GASKET	010580	010580	010580	012635	010580	012339		
28	Inlet Seat Gasket	010165	010165	010165	012636	010165	010165		
29	*Inlet Tension Spring	011503	011503	011503	011503	010578	010578		
30	*High Speed Mixture Screw (Incl. Ref. 31)	-----	-----	-----	-----	-----	012488		
30A	*High Speed Mixture Screw	011494	012420	012420	012434	011494	-----		
30B	*High Speed Mixture Screw Spring	08793	08793	0788	08793	08793	-----		
30C	High Speed Mixture Screw Washer	011428	011428	-----	011428	011428	-----		
30D	High Speed Mixture Screw Packing	011401	011401	-----	011401	011401	-----		
31	High Speed Mixture Screw Seal Ring	-----	-----	-----	-----	-----	010589		
D18	Nozzle Check Valve	012084	012084	012084	012700	-----	-----		
C8	Throttle Lever	-----	-----	-----	-----	-----	011218		
C10	Throttle Lever	-----	-----	-----	012781	-----	-----		
D16	*Throttle Lever Ret. Lockwasher	-----	-----	-----	-----	-----	06396		
D11	Throttle Lever Ret. Nut	-----	-----	-----	011755	-----	-----		
H13	*Throttle Lever Ret. Screw	-----	-----	-----	-----	-----	06390		
D16	*Throttle Lever Ret. Screw & Lockwasher	-----	-----	-----	012143	-----	-----		
D17	*Throttle Lever Ret. Washer	-----	-----	-----	07844	-----	-----		
A4	Throttle Shaft & Lever	012378	-----	-----	012436	011831	-----		
A5	Throttle Shaft & Lever	-----	-----	-----	-----	-----	013287		
A11	Throttle Shaft & Lever	-----	012470	012734	-----	-----	-----		
32	Throttle Shaft & Lever	09780	09780	-----	-----	09780	09780		
33	Throttle Shaft Clip	09678	09678	09678	09678	09678	09678		
14	Throttle Shaft Clip Lockwasher	0992	0992	0992	0992	0992	0992		
35	Throttle Shaft Clip Ret. Screw	01974	01974	01974	01974	01974	01974		
E3	*Throttle Shaft Friction Spring	-----	-----	-----	-----	-----	011267		
J6	*Throttle Shaft Return Spring	012244	010775	010775	010775	010775	-----		
37	Throttle Shutter	011226	012089	08646	012281	08646	011226		
38	*Throttle Shutter Screw & Lockwasher	08942	010280	08942	012296(2)	010280	0120		
09	Throttle Wire Connection	-----	-----	-----	012406	-----	-----		
D10	Throttle Wire Conn. Clip Washer	-----	-----	-----	010392	-----	-----		
D14	*Throttle Wire Ret. Screw	-----	-----	-----	058	-----	-----		
39	*GASKET & PACKING SET	05-159	05-155	05-162	05-170	05-155	05-122		
40	REPAIR PARTS KIT	RR-471	RS-690	RS-510	RR-489	RL-408	RS-581		

(*) Indicates contents of Sepsis Parts Kit.

TILLOTSON MANUFACTURING CO.
PARTS AND SERVICE DIVISION
TOLEDO, OHIO 43612



BASIC PARTS ILLUSTRATIONS: See front cover for illustrations corresponding to reference numbers in list below.
SPECIAL PARTS ILLUSTRATIONS: See pages 3, 4, 5 and 6 for illustrations corresponding to reference letters in list below.

Carburetor Model	Superseding Model	Equipment
HL-117C		.Homelite
HL-118A		.Remington Arms
HL-119A		.Homelite
HL-122A		.West Bend
HL-123A	HL-123AX	.Homelite
HL-123AX		.Homelite
HL-124A & B	HL-124B	.Beaird-Poulan

Ref. No.	Part Name	HL-117C	HL-118A	HL-119A	HL-122A	HL-123A	HL-123AX	HL-124A HL-124B
D1	Air Horn Ring	----	----	012496	----	----	----	----
1	Body (Service)	012632	012492	012499	012437	012592	012769	013037
2	*Body Channel Cup Plug	012347	010588	012347	010588	----	----	----
D20	Body Channel Screen	012344	----	012344	----	----	----	----
D16	Body Channel Screen Ret. Ring	012345	----	012345	----	----	----	----
3	*Body Channel Welch Plug	02531	02531	02531	02531	02531	02531	02531
D8	*Body Channel Welch Plug	----	----	011785	----	----	----	----
D12	Body Channel Plug Screw	02232	----	02232	----	----	----	----
4	Choke Friction Pin	05454	05454	05454	05454	05454	----	05454
5	Choke Friction Spring	08805	08805	08805	08805	08805	----	08805
A12	Choke Shaft & Lever	----	----	----	----	----	----	012597
A15	Choke Shaft & Lever	011509	011488	----	012093	012590	----	----
A20	Choke Shaft & Lever	----	----	012497	----	----	----	----
D4	Choke Shutter	012489	----	----	----	----	----	011883
6	Choke Shutter	----	09626	----	09626	09195	----	----
7	Choke Shutter Screw & Lockwasher	----	08942	----	08942	010280	----	----
D9	Choke Wire Connection	----	----	----	----	----	----	012593
D17	Choke Wire Conn. Friction Washer	----	----	----	----	----	----	012174
D10	Choke Wire Conn. Ret. Clip	----	----	----	----	----	----	010392
D14	Choke Wire Ret. Screw	----	----	----	----	----	----	058
8	Diaphragm Chamber Drain Screw	02232	02232	02232	02232	02232	02232	02232
9	Diaphragm Gasket	012473	012473	012473	012473	012473	012473	012473
10	*Diaphragm	012475	012475	012475	012475	012475	012475	012475
11	Diaphragm Cover	012498	010526	012498	010526	010526	010526	010526
12	Flange Gasket	010730	010730	010730	010730	012354	012354	010730
13	Fuel Pump Gasket	012930	012930	012930	012930	012930	012930	012930
14	*Fuel Pump Diaphragm	010531T	012698	010531T	012698	010531T	010531T	012698
15	Fuel Pump Body	010525	010525	010525	010525	010525	010525	010525
16	Fuel Pump Body Screw & Lockwasher (6)	010098	010098	010098	010098	010098	010098	010098
D17	Fuel Pump Body Screw Washer	----	----	----	----	07844	----	----
17	*Fuel Strainer Screen	010530	010530	010530	010530	010530	010530	010530
18	Fuel Strainer Cover Gasket	010529	010529	010529	010529	010529	010529	010529
19	Fuel Strainer Cover	010577	010577	010577	010577	010577	010577	010577
20	*Fuel Strainer Cover Ret. Screw	010571	010571	010571	010571	010571	010571	010571
21A	*Idle Mixture Screw	011716	011716	011716	011498	011498	011498	012608
21B	*Idle Mixture Screw Spring	08793	08793	08793	08793	08793	08793	08793
21C	Idle Mixture Screw Washer	011428	011428	011428	011428	011428	011428	011428
21D	Idle Mixture Screw Packing	011401	011401	011401	011401	011401	011401	011401
23	*Idle Speed Screw	05095	05095	05095	05095	05095	05095	----
24	*Idle Speed Screw Spring	0788	0788	0788	0788	0788	0788	----
25	*Inlet Control Lever	010513	010513	010513	010513	010513	010513	010513
26	*Inlet Control Lever Pinion Screw	010581	010581	010581	010581	010581	010581	010581
27	*INLET NEEDLE SEAT & GASKET	012339	010580	012339	010580	010580	010580	010580
28	Inlet Seat Gasket	010165	010165	010165	010165	010165	010165	010165
29	*Inlet Tension Spring	010578	010578	010578	010578	011503	011503	011503
30A	*High Speed Mixture Screw	012630	011494	011789	011718	012225	012225	012637
30B	*High Speed Mixture Screw Spring	08793	08793	08793	08793	08793	08793	08793
30C	High Speed Mixture Screw Washer	011428	011428	011428	011428	011428	011428	011428
30D	High Speed Mixture Screw Packing	011401	011401	011401	011401	011401	011401	011401
J18	Nozzle Check Valve	----	----	----	----	012084	012084	012084
C6	Throttle Lever	013105	----	----	----	----	----	----
C8	Throttle Lever	----	----	----	----	09307	09307	----
D15	*Throttle Lever Lockwasher	----	----	----	----	08988	08988	----
D16	*Throttle Lever Ret. Lockwasher	06396	----	----	----	----	----	----
D13	*Throttle Lever Ret. Screw	06393	----	----	----	06393	06393	----
D17	*Throttle Lever Ret. Screw Washer	----	----	----	----	03804	03804	----
B2	Throttle Shaft	----	----	----	----	012591	012591	----
A2	Throttle Shaft & Lever	----	----	013108	----	----	----	----
A4	Throttle Shaft & Lever	----	----	----	012091	----	----	----
A5	Throttle Shaft & Lever	013287	----	----	----	----	----	----
A7	Throttle Shaft & Lever	----	012491	----	----	----	----	----
A25	Throttle Shaft & Lever	----	----	----	----	----	----	012595
12	Throttle Shaft Bushings (2)	09780	09780	09780	----	----	----	09780
13	Throttle Shaft Clip	09678	09678	09678	09678	09678	09678	09678
14	Throttle Shaft Clip Lockwasher	0992	0992	0992	0992	0992	0992	0992
15	Throttle Shaft Clip Ret. Screw	01974	01974	01974	01974	01974	01974	01974
E3	*Throttle Shaft Friction Spring	011267	----	011773	----	----	----	----
F1	*Throttle Shaft Ret. Spring	----	----	----	----	----	----	012356
16	*Throttle Shaft Return Spring	----	010775	----	010775	012244	012244	----
17	Throttle Shutter	011226	08646	011226	012089	012283	012283	08646
18	*Throttle Shutter Screw & Lockwasher	08317	010280	08317	08942	012296(2)	012296(2)	08942
C2	Throttle Stop Lever	----	----	----	----	011260	011260	----
C3	Throttle Stop Lever	----	----	011768	----	----	----	----
D16	*Throttle Stop Lever Ret. Lockwasher	----	----	06396	----	----	----	----
D13	*Throttle Stop Lever Ret. Screw	----	----	06393	----	----	----	----
D9	Throttle Wire Connection	----	----	----	----	----	----	010393
D10	Throttle Wire Conn. Ret. Clip	----	----	----	----	----	----	010392
D14	*Throttle Wire Ret. Screw	----	----	----	----	058	058	058
39	*GASKET & PACKING SET	GS-155	GS-155	GS-155	GS-155	GS-158	GS-158	GS-155
40	REPAIR PARTS KIT	RK-309	RK-502	RK-498	RK-445	RK-512	RK-512	RK-503

(* Indicates contents of Repair Parts Kit)

BASIC PARTS ILLUSTRATIONS: See front cover for illustrations corresponding to reference numbers in list below.

SPECIAL PARTS ILLUSTRATIONS: See pages 3, 4, 5 and 6 for illustrations corresponding to reference letters in list below.

Carburetor Model	Superseding Model	Equipment
HL-125A & B	HL-125C	Beaird-Poulan
HL-125C		Beaird-Poulan
HL-126A		Remington Arms
HL-128A	HL-158A	Bombardier-Snowmobile
HL-129A		Pioneer
HL-130A		West Bend
HL-132A	HL-132B	West Bend

Ref. No.	Part Name	HL - 125A						
		HL - 125B	HL-125C	HL - 126A	HL - 128A	HL - 129A	HL - 130A	HL - 132A
1	Body (Service)	013033	014081	012633	013168	012707	012726	012739
2	*Body Channel Cup Plug	----	----	010588	----	010588	----	010588
3	*Body Channel Welch Plug	02531	02531	02531	02531	02531	02531	02531
4	Choke Friction Pin	05454	05454	05454	05454	05454	05454	05454
5	Choke Friction Spring	08805	08805	08805	08805	08805	08805	08805
A12	Choke Shaft & Lever	012626	012626	----	----	----	----	----
A15	Choke Shaft & Lever	----	----	011488	012452	011122	012093	012738
D17	Choke Shaft Seal	----	----	----	----	----	----	011072
E3	*Choke Shaft Seal Spring	----	----	----	----	----	----	011267
D17	*Choke Shaft Seal Washer	----	----	----	----	----	----	012741
D4	Choke Shutter	011883	011883	----	----	----	----	----
6	Choke Shutter	----	----	09626	09195	09626	09626	09626
7	Choke Shutter Screw & Lockwasher	----	----	08942	010280	08942	08942	08942
D9	Choke Wire Connection	012593	012593	----	----	----	----	----
017	Choke Wire Conn. Friction Washer	012174	012174	----	----	----	----	----
D10	Choke Wire Conn. Ret. Clip	010392	010392	----	----	----	----	----
D14	Choke Wire Ret. Screw	058	058	----	----	----	----	----
8	Diaphragm Chamber Drain Screw	02232	02232	02232	02232	02232	02232	02232
9	Diaphragm Gasket	012473	012473	012473	012473	012473	012473	012473
10	*Diaphragm	012475	012475	012475	012475	012475	012475	012475
11	Diaphragm Cover	010526	010526	010526	010954	010526	010526	010526
12	Flange Gasket	010730	010730	010730	012354	010730	010730	010730
13	Fuel Pump Gasket	012930	012930	012930	012930	012930	012930	012930
14	*Fuel Pump Diaphragm	012698	010531T	012698	010531T	010531T	010531T	010531T
15	Fuel Pump Body	010525	010525	010525	010525	010525	010525	010525
16	Fuel Pump Body Screw & Lockwasher (6)	010098	010098	010098	010098	010098	010098	010098
D17	Fuel Pump Body Screw Washer	----	----	07844	----	----	----	----
17	*Fuel Strainer Screen	010530	010530	010530	010530	010530	010530	010530
18	Fuel Strainer Cover Gasket	010529	010529	010529	010529	010529	010529	010529
19	Fuel Strainer Cover	010527	010527	010527	010527	010527	010527	010527
20	*Fuel Strainer Cover Ret. Screw	010571	010571	010571	010571	010571	010571	010571
21	*Idle Mixture Screw (Incl. Ref. 22)	----	----	----	----	010798	----	----
21A	*Idle Mixture Screw	012608	012608	011716	011498	----	011498	011498
21B	*Idle Mixture Screw Spring	08793	08793	08793	08793	----	08793	08793
21C	Idle Mixture Screw Washer	011428	011428	011428	011428	----	011428	011428
21D	Idle Mixture Screw Packing	011401	011401	011401	011401	----	011401	011401
22	Idle Mixture Screw Seal Ring	----	----	----	----	010589	----	----
23	*Idle Speed Screw	----	----	05095	05095	05095	05095	05095
24	*Idle Speed Screw Spring	----	----	0788	0788	0788	0788	0788
25	*Inlet Control Lever	010513	014020	010513	010513	010513	010513	010513
26	*Inlet Control Lever Pinion Screw	010581	010581	010581	010581	010581	010581	010581
27	*INLET NEEDLE SEAT & GASKET	010580	014035	010580	012655	012339	010580	010580
28	Inlet Seat Gasket	010165	010165	010165	012656	010165	010165	010165
29	*Inlet Tension Spring	011503	011503	010578	011503	010578	011503	011503
30	*High Speed Mixture Screw (Incl. Ref. 31)	----	----	----	----	011207	----	----
30A	*High Speed Mixture Screw	012607	012607	011694	012454	----	012420	011751
30B	*High Speed Mixture Screw Spring	08793	08793	08793	08793	**011206	08793	08793
30C	High Speed Mixture Screw Washer	011428	011428	011428	011428	----	011428	011428
D17	High Speed Mixture Screw Washer (Thick)	----	----	----	----	----	----	04920
30D	High Speed Mixture Screw Packing	011401	011401	011401	011401	----	011401	011401
31	High Speed Mixture Screw Seal Ring	----	----	----	----	010589	----	----
D18	Nozzle Check Valve	012084	012084	----	012458	----	012084	----
C9	Throttle Lever	----	----	----	012148	----	----	----
D11	Throttle Lever Ret. Nut	----	----	----	011755	----	----	----
D14	*Throttle Lever Ret. Screw & Lockwasher	----	----	----	012145	----	----	----
D17	*Throttle Lever Ret. Washer	----	----	----	07844	----	----	----
A4	Throttle Shaft & Lever	----	----	----	012456	010858	012091	010779
A7	Throttle Shaft & Lever	----	----	012491	----	----	----	----
A23	Throttle Shaft & Lever	012595	012595	----	----	----	----	----
32	Throttle Shaft Bushings (2)	09780	09780	09780	----	09780	----	09780
33	Throttle Shaft Clip	09678	09678	09678	09678	09678	09678	09678
34	Throttle Shaft Clip Lockwasher	0992	0992	0992	0992	0992	0992	0992
35	Throttle Shaft Clip Ret. Screw	01974	01974	01974	01974	01974	01974	01974
E1	*Throttle Shaft Ret. Spring	012356	012356	----	----	----	----	----
36	*Throttle Shaft Return Spring	----	----	010775	010775	010775	010775	011275
37	Throttle Shutter	08646	08646	08646	012283	08646	012089	08646
39	*Throttle Shutter Screw & Lockwasher	08942	08942	010280	08942(2)	08942	08942	08942
D9	Throttle Wire Connection	010393	010393	----	----	----	----	----
D10	Throttle Wire Conn. Ret. Clip	010392	010392	----	----	----	----	----
D14	*Throttle Wire Ret. Screw	058	058	----	----	----	----	----
39	*GASKET & PACKING SET	GS-155	GS-155	GS-155	GS-170	GS-122	GS-155	GS-162
40	REPAIR PARTS KIT	RK-503	RK-699	RK-502	RK-519	RK-354	RK-525	RK-534

(*) Indicates contents of Repair Parts Kit
 (**) This spring assembled on Mixture Screw

TILLOTSON MANUFACTURING CO.
 PARTS AND SERVICE DIVISION
 TOLEDO, OHIO 43612



BASIC PARTS ILLUSTRATIONS: See front cover for illustrations corresponding to reference numbers in list below.
SPECIAL PARTS ILLUSTRATIONS: See pages 3, 4, 5 and 6 for illustrations corresponding to reference letters in list below.

Carburetor Model	Superseding Model	Equipment
HL-132B		West Bend
HL-134A	HL-212A	West Bend
HL-135A		Power Products
HL-137A		Remington
HL-138A		Jacobsen
HL-138B		Jacobsen
HL-139A & B	HL-212A	Harley Davidson

Ref. No.	Part Name	HL-132B	HL-134A	HL-135A	HL-137A	HL-138A	HL-138B	HL-139A HL-139B
1	Body (Service)	013573	012759	012765	012803	012788	013515	012820
2	*Body Channel Cup Plug	010588	----	----	----	010588	012347	----
D20	Body Channel Screen	----	----	----	----	----	012884	----
D18	Body Channel Screen Ret. Ring	----	----	----	----	----	012345	----
3	*Body Channel Welen Plug	02531	02531	02531	02531	02531	02531	02531
D10	Choke Connection Clip	----	----	----	----	----	----	010392
D17	Choke Connection Clip Washer	----	----	----	----	----	----	012174
D27	Choke Friction Ball	04784	----	----	----	----	----	----
4	Choke Friction Pin	----	05454	05454	05454	05454	05454	----
5	Choke Friction Spring	08805	08805	08805	08805	08805	08805	----
B1	Choke Shaft	----	----	----	012799	----	----	----
A15	Choke Shaft & Lever	013572	012590	012763	----	012879	012679	----
A18	Choke Shaft & Lever	----	----	----	----	----	----	012821
32	Choke Shaft Bushings (2)	013569	----	----	----	----	----	----
D17	*Choke Shaft Seal	----	----	----	----	----	----	011072
D17	Choke Shaft Seal Washer	----	----	----	----	----	----	07847
E1	*Choke Shaft Return Spring	----	----	----	----	----	----	013507
04	Choke Shutter	----	----	011883	012489	----	----	----
6	Choke Shutter	09626	09195	----	----	012089	09626	012818
7	Choke Shutter Screw & Lockwasher	010280	08942	----	----	08942	08942	08942
D9	Choke Wire Connection	----	----	----	----	----	----	012328
D14	Choke Wire Retaining Screw	----	----	----	----	----	----	058
8	Diaphragm Chamber Drain Screw	02232	02232	02232	02232	02232	02232	02232
9	Diaphragm Gasket	012473	012473	012473	012473	012473	012473	012473
10	*Diaphragm	012475	012475	012475	012475	012475	012475	012475
11	Diaphragm Cover	010526	010526	010526	012498	010526	010526	010526
12	Flange Gasket	010730	012354	010730	010730	010730	010730	012354
13	Fuel Pump Gasket	012930	012930	012930	012930	012930	012930	012930
14	*Fuel Pump Diaphragm	010531T	012698	012698	012698	012698	012698	012698
15	Fuel Pump Body	010525	010525	010525	010525	010525	010525	010525
16	Fuel Pump Body Screw & Lockwasher (6)	010098	010098	010098	010098	010098	010098	010098
D17	Fuel Pump Body Screw Washer	----	07844	----	----	----	07844	----
17	*Fuel Strainer Screen	010530	010530	010530	010530	010530	010530	010530
18	Fuel Strainer Cover Gasket	010529	010529	010529	010529	010529	010529	010529
19	Fuel Strainer Cover	010527	010527	010527	010527	010527	010527	010527
20	*Fuel Strainer Cover Ret. Screw	010571	010571	010571	010571	010571	010571	010571
21A	Wide Mixture Screw	011498	011498	011825	012798	011498	011498	011825
21B	Wide Mixture Screw Spring	08793	08793	0788	08793	08793	08793	08793
21C	Wide Mixture Screw Washer	011428	011428	----	011428	011428	011428	011428
21D	Wide Mixture Screw Packing	011401	011401	----	011401	011401	011401	011401
23	Wide Speed Screw	05095	05095	05095	----	05095	05095	05095
24	Wide Speed Screw Spring	0788	0788	0788	----	0788	0788	0788
25	*Inlet Control Lever	010513	010513	010513	010513	010513	010513	010513
26	*Inlet Control Lever Pinion Screw	010581	010581	010581	010581	010581	010581	010581
27	*INLET NEEDLE SEAT & GASKET	010580	010580	010580	010580	010580	010580	012339
28	Inlet Seat Gasket	010165	010165	010165	010165	010165	010165	010165
29	*Inlet Tension Spring	011503	011503	011503	011503	011503	011503	011503
30A	*High Speed Mixture Screw	011751	012225	012420	012802	011718	011718	----
30H	*High Speed Mixture Screw Spring	08793	08793	0788	08793	08793	08793	----
30C	High Speed Mixture Screw Washer	011428	011428	----	011428	011428	011428	----
D17	High Speed Mixture Screw Washer (Thick)	04920	----	----	----	----	----	----
30D	High Speed Mixture Screw Packing	011401	011401	----	011401	011401	011401	----
024	*Main Fuel Jet (.039)	----	----	----	----	----	----	011266
D17	Main Fuel Jet Gasket	----	----	----	----	----	----	06076
D18	Main Fuel Jet Plug Screw	----	----	----	----	----	----	01102
D18	Nozzle Check Valve	----	012084	012084	012084	----	----	012084
A3	Throttle Shaft & Lever	----	----	012784	----	----	----	----
A4	Throttle Shaft & Lever	010779	012758	----	----	012680	012680	----
A26	Throttle Shaft & Lever	----	----	----	----	----	----	012826
A29	Throttle Shaft & Lever	----	----	----	012801	----	----	----
32	Throttle Shaft Bushings (2)	09780	----	----	09780	09780	09780	----
33	Throttle Shaft Clip	09678	09678	09678	09678	09678	09678	09678
34	Throttle Shaft Clip Lockwasher	0992	0992	0992	0992	0992	0992	0992
35	Throttle Shaft Clip Ret. Screw	01974	01974	01974	01974	01974	01974	01974
36	*Throttle Shaft Return Spring	011275	012244	011588	011580	010775	010775	012823
37	Throttle Shutter	08646	012283	08646	08646	08646	08646	012281
38	*Throttle Shutter Screw & Lockwasher	08942	08942(2)	08942	08942	08942	08942	08942(2)
39	*GASKET & PACKING SET	GS-162	GS-158	GS-161	GS-155	GS-155	GS-155	GS-168
40	REPAIR PARTS KIT	RK-534	RK-532	RK-536	RK-547	RK-543	RK-543	RK-572

(*): Indicates contents of Repair Parts Kit

TILLOTSON MANUFACTURING CO.
PARTS AND SERVICE DIVISION
TOLEDO, OHIO 43612



BASIC PARTS ILLUSTRATIONS: See front cover for illustrations corresponding to reference numbers in list below.
SPECIAL PARTS ILLUSTRATIONS: See pages 3, 4, 5 and 6 for illustrations corresponding to reference letters in list below.

Carburetor Model	Superseding Model	Equipment
HL-151A		Perry Industries
HL-152A		Beard-Poulson
HL-158A		Wajax
HL-158AX		Canadian Curtis Wright
HL-159A		Remington
HL-160A		Power Machinery
HL-161A		Remington

Ref. No.	Part Name	HL-151A	HL-152A	HL-158A	HL-158AX	HL-159A	HL-160A	HL-161A
1	Body (Service)	013019	013010	013168	013385	013182	013190	013185
2	*Body Channel Cup Plug	012347	----	----	----	----	----	----
D20	Body Channel Screen	012344	----	----	----	----	----	----
D15	Body Channel Screen Ret. Ring	012345	----	----	----	----	----	----
3	*Body Channel Welch Plug	02531	02531	02531	02531	02531	02531	02531
D25	Check Valve	----	013026	----	----	----	----	----
D17	Check Valve Gasket	----	0212	----	----	----	----	----
4	Choke Friction Pin	05454	05454	05454	05454	05454	----	----
5	Choke Friction Spring	08805	08805	08805	08805	08805	----	----
A1	Choke Shaft & Lever	----	----	----	----	----	----	013184
A11	Choke Shaft & Lever	----	----	----	----	----	012361	----
A12	Choke Shaft & Lever	----	012528	----	----	----	----	----
A15	Choke Shaft & Lever	011509	----	013164	013164	----	----	----
A20	Choke Shaft & Lever	----	----	----	----	013181	----	----
E1	*Choke Shaft Ret. Spring	----	----	----	----	----	012387	----
E2	*Choke Shaft Ret. Spring	----	----	----	----	----	----	013183
E4	Choke Shutter	012489	011883	----	----	012489	011883	012489
6	Choke Shutter	----	----	013163	013163	----	----	----
7	Choke Shutter Screw & Lockwasher	----	----	08952	08942	----	----	----
D9	Choke Wire Connection	----	012593	----	----	----	----	----
D17	Choke Wire Conn. Friction Washer	----	012174	----	----	----	----	----
D10	Choke Wire Conn. Ret. Clip	----	010392	----	----	----	----	----
D24	Choke Wire Ret. Screw	----	058	----	----	----	----	----
8	Diaphragm Chamber Drain Screw	02232	02232	02232	02232	02232	02232	02232
9	Diaphragm Gasket	012473	012473	012473	012473	012473	012473	012473
10	*Diaphragm	012475	012475	012475	012475	012475	012475	012475
11	Diaphragm Cover	010526	010526	010526	010526	010526	010526	012576
12	Flange Gasket	010730	010730	012354	012354	010730	010730	010730
E1	Fuel Pump Gasket	012930	012930	012930	012930	012930	012930	012930
14	*Fuel Pump Diaphragm	012698	012698	012698	012698	010531T	012698	010531T
15	Fuel Pump Body	010525	010525	010525	010525	011814	010525	011814
16	Fuel Pump Body Screw & Lockwasher (6)	010098	010098	010098	010098	010098	010098	010098
D17	Fuel Pump Body Screw Washer	----	07846	07846	07846	----	----	----
17	*Fuel Strainer Screen	010530	010530	010530	010530	012918	010530	012918
18	Fuel Strainer Cover Gasket	010529	010529	010529	010529	010529	010529	010529
19	Fuel Strainer Cover	010527	010527	010527	010527	011815	010527	011815
20	*Fuel Strainer Cover Ret. Screw	010571	010571	010571	010571	011814	010571	011814
D17	Fuel Strainer Cover Ret. Screw Gasket	----	02817	02817	02817	----	----	02817
21A	*Idle Mixture Screw	013021	012608	011498	011498	011498	011716A	011498
21B	*Idle Mixture Screw Spring	08793	08793	08793	08793	08793	08793	08793
21C	Idle Mixture Screw Washer	011428	011428	011428	011428	011428	011428	011428
21D	Idle Mixture Screw Packing	011401	011401	011401	011401	011401	011401	011401
23	*Idle Speed Screw	05095	05095	05095	05095	012366	05095	012366
24	*Idle Speed Screw Spring	0788	0788	0788	0788	013179	0788	013179
25	*Inlet Control Lever	010513	010513	010513	010513	010513	010513	010513
26	*Inlet Control Lever Pinion Screw	010581	010581	010581	010581	010581	010581	010581
27	*INLET NEEDLE SEAT & GASKET	012539	010580	012655	012655	010580	012565	010580
28	Inlet Seat Gasket	010165	010165	012656	012656	010165	010165	010165
29	*Inlet Tension Spring	011503	011503	011503	011503	011503	011503	011503
D27	*Impulse Check Ball	013015	----	----	----	----	----	----
D29	*Impulse Check Ball Ret. Pin	013015	----	----	----	----	----	----
30A	*High Speed Mixture Screw	012630	012607	012225	012225	012420	011494	012620
30B	*High Speed Mixture Screw Spring	08793	08793	08793	08793	08793	08793	08793
30C	High Speed Mixture Screw Washer	011428	011428	011428	011428	011428	011428	011428
D17	High Speed Mixture Screw Washer (Thick)	----	04920	04920	04920	----	----	04920
30D	High Speed Mixture Screw Packing	011401	011401	011401	011401	011401	011401	011401
31B	Nozzle Check Valve	----	012084	012084	012084	012084	012084	012084
D6	Throttle Lever	013105	----	----	----	----	----	----
D7	Throttle Lever	----	----	----	----	011064	----	011064
D9	Throttle Lever	----	----	012148	012148	----	----	----
D16	*Throttle Lever Ret. Lockwasher	06396	----	----	----	06396	----	06396
D11	Throttle Lever Ret. Nut	----	----	011755	011755	----	----	----
D13	Throttle Lever Ret. Screw	06393	----	----	----	06393	----	06393
D19	*Throttle Lever Ret. Screw & Lockwasher	----	----	012145	012145	----	----	----
D17	Throttle Lever Ret. Washer	----	----	07844	07844	----	----	----
A4	Throttle Shaft & Lever	----	----	013156	013165	----	013188	----
A5	Throttle Shaft & Lever	013287	----	----	----	----	----	----
A25	Throttle Shaft & Lever	----	012595	----	----	----	----	----
A27	Throttle Shaft & Lever	----	----	----	----	013180	----	013180
32	Throttle Shaft Bushings (2)	09780	09780	----	----	09780	09780	09780
33	Throttle Shaft Clip	09678	09678	09678	09678	09678	09678	09678
34	Throttle Shaft Clip Lockwasher	0992	0992	0992	0992	0992	0992	0992
35	Throttle Shaft Clip Ret. Screw	01974	01974	01974	01974	01974	01974	01974
35	Throttle Shaft Friction Spring	011247	----	----	----	----	----	----
36	*Throttle Shaft Ret. Spring	----	012356	010775	010775	010775	012264	010775
37	Throttle Shutter	011226	08646	013160	013160	08646	012089	08646
38	*Throttle Shutter Screw & Lockwasher	08337	08942	08942	08942	08942	08942	08942
D9	Throttle Wire Connection	----	010393	----	----	----	----	----
D10	Throttle Wire Conn. Ret. Clip	----	010393	----	----	----	----	----
D14	*Throttle Wire Ret. Screw	----	058	----	----	----	----	----
39	*GASKET & PACKING SET	GS-155	GS-165	GS-170	GS-170	GS-161	GS-155	GS-163
40	REPAIR PARTS KIT	RK-563	RK-564	RK-578	RK-578	RK-577	RK-473	RK-577

(A) Indicates contents of Repair Parts Kit

TILLOTSON MANUFACTURING CO.
 PARTS AND SERVICE DIVISION
 TOLEDO, OHIO 43612

Carburetor Model	Superseding Model	Equipment
HL-141A	HL-141D	Home Lite
HL-141B	HL-141D	Home Lite
HL-141C	HL-141D	Home Lite
HL-141D		Home Lite
HL-142A		Home Lite
HL-145A		Power Machinery
HL-150A		Home Lite

Ref. No.	Part Name	HL-141A	HL-141B	HL-141C	HL-141D	HL-142A	HL-145A	HL-150A
D1	Air Horn Ring	----	----	----	----	----	----	012496
1	Body (Service)	013052	013052	013520	013991	012874	012913	013012
2	*Body Channel Cup Plug	010588	010588	010588	010588	010588	----	012347
D20	Body Channel Screen	----	----	----	----	----	----	012344
D16	Body Channel Screen Ret. Ring	----	----	----	----	----	----	012345
3	*Body Channel Welch Plug	02531	02531	02531	02531	02531	02531	02531
D8	*Body Channel Welch Plug	----	----	----	----	----	----	011785
4	Choke Friction Pin	05454	05454	05454	05454	05454	05454	05454
5	Choke Friction Spring	08805	08805	08805	08805	08805	08805	08805
A1	Choke Shaft & Lever	012921	012921	012921	012921	----	----	----
A15	Choke Shaft & Lever	----	----	----	----	011509	----	----
A20	Choke Shaft & Lever	----	----	----	----	----	----	012497
A22	Choke Shaft & Lever	----	----	----	----	----	013489	----
D4	Choke Shutter	011883	011883	011883	011883	011404	011883	012489
8	Diaphragm Chamber Drain Screw	02232	02232	02232	02232	02232	02232	02232
9	Diaphragm Gasket	012473	012473	012473	012473	012473	012473	012473
10	*Diaphragm	012475	012475	012475	012475	012475	012475	012475
11	Diaphragm Cover	013228	013228	013228	013228	010526	010526	012476
12	Flange Gasket	010730	010730	010730	010730	010730	010730	010730
13	Fuel Pump Gasket	012930	012930	012930	012930	012930	012930	012930
14	*Fuel Pump Diaphragm	010531T	010531T	010531T	010531T	010531T	012698	010531T
15	Fuel Pump Body	012932	012932	013506	013506	010525	010525	010525
16	Fuel Pump Body Screw & Lockwasher (6)	010098	010098	010098	010098	010098	010098	010098
17	*Fuel Strainer Screen	012918	012918	012918	012918	010530	010530	010530
18	Fuel Strainer Cover Gasket	010529	010529	010529	010529	010529	010529	010529
19	Fuel Strainer Cover	011815	011815	011815	011815	010527	010527	010527
20	*Fuel Strainer Cover Ret. Screw	011814	011814	011814	011814	010571	010571	010571
D17	Fuel Strainer Cover Ret. Screw Gasket	02817	02817	02817	02817	----	----	----
21A	*Idle Mixture Screw	012920	013050	013050	013050	011498	011716A	011716
21B	*Idle Mixture Screw Spring	08793	08793	08793	08793	08793	08793	08793
21C	Idle Mixture Screw Washer	011428	011428	011428	011428	011428	011428	011428
21D	Idle Mixture Screw Packing	011401	011401	011401	011401	011401	011401	011401
23	*Idle Speed Screw	05095	05095	----	05095	05095	05095	05095
24	*Idle Speed Screw Spring	0788	0788	----	0788	0788	0788	0788
25	*Inlet Control Lever	010513	010513	010513	010513	010513	010513	010513
26	*Inlet Control Lever Pinion Screw	010581	010581	010581	010581	010581	010581	010581
27	*INLET NEEDLE SEAT & GASKET	012503	012503	012503	012503	012339	013565	012339
28	Inlet Seat Gasket	010165	010165	010165	010165	010165	010165	010165
29	*Inlet Tension Spring	010578	010578	010578	010578	010578	011503	010578
30A	*High Speed Mixture Screw	012916	012916	012916	012916	011510	011494	011789
30B	*High Speed Mixture Screw Spring	08793	08793	08793	08793	08793	08793	08793
30C	High Speed Mixture Screw Washer	011428	011428	011428	011428	011428	011428	011428
30D	High Speed Mixture Screw Packing	011401	011401	011401	011401	011401	011401	011401
D18	Nozzle Check Valve	----	----	----	----	----	012084	----
C3	Throttle Lever	----	----	----	----	----	----	011768
C6	Throttle Lever	----	----	----	----	013105	----	----
D16	*Throttle Lever Ret. Lockwasher	----	----	----	----	06396	----	06396
D13	*Throttle Lever Ret. Screw	----	----	----	----	06393	----	06393
A2	Throttle Shaft & Lever	----	----	----	----	----	----	013108
A4	Throttle Shaft & Lever	012919	012919	012919	012919	----	012912	----
A5	Throttle Shaft & Lever	----	----	----	----	011511	----	----
32	Throttle Shaft Bushings (2)	----	----	----	----	----	----	09780
33	Throttle Shaft Clip	09678	09678	09678	09678	09678	09678	09678
34	Throttle Shaft Clip Lockwasher	0992	0992	0992	0992	0992	0992	0992
35	Throttle Shaft Clip Ret. Screw	01974	01974	01974	01974	01974	01974	01974
E3	*Throttle Shaft Friction Spring	----	----	----	----	011267	----	011773
36	*Throttle Shaft Return Spring	----	----	013519	----	----	012244	----
37	Throttle Shutter	011226	011226	011226	011226	011226	011226	011226
38	*Throttle Shutter Screw & Lockwasher	08942	08942	08942	08942	08317	08942	08317
39	*GASKET & PACKING SET	GS-163	GS-163	GS-163	GS-163	GS-155	GS-155	GS-155
40	REPAIR PARTS KIT	RK-554	RK-566	RK-566	RK-566	RK-378	RK-473	RK-498

(*) Indicates Contents of Repair Parts Kit

BASIC PARTS ILLUSTRATIONS: See front cover for illustrations corresponding to reference numbers in list below.

SPECIAL PARTS ILLUSTRATIONS: See pages 3, 4, 5 and 6 for illustrations corresponding to reference letters in list below.

Carburetor Model	Superseding Model	Equipment
HL-164A		Beaird-Poulan
HL-167A		Hus-Ski
HL-169A		West Bend
HL-170A		Bombardier-Snomobile
HL-173A		West Bend
HL-174A		Master Consolidated

Ref. No.	Parts Name	HL-164A	HL-167A	HL-169A	HL-170A	HL-173A	HL-174A
1	Body (Service)	013249	013303	013337	013354	013398	013429
3	*Body Channel Weld Plug	02531	02531	02531	02531	02531	02531
D25	Check Valve	---	---	013333	---	---	---
D17	Check Valve Gasket	---	---	0212	---	---	---
4	Choke Friction Pin	05454	05454	05454	05454	05454	05454
5	Choke Friction Spring	08805	08805	08805	08805	08805	08805
B2	Choke Shaft	---	013484	---	---	---	---
A1	Choke Shaft & Lever	013253	---	---	---	---	---
A15	Choke Shaft & Lever	---	---	012590	013164	012093	013421
04	Choke Shutter	011883	---	---	---	---	011883
6	Choke Shutter	---	013163	09193	013163	09626	---
7	Choke Shutter Screw & Lockwasher	---	08942	08942	08942	08942	---
09	Choke Wire Connection	013247	---	---	---	---	---
D17	Choke Wire Conn. Friction Washer	012174	---	---	---	---	---
D10	Choke Wire Conn. Ret. Clip	010392	---	---	---	---	---
D13	Choke Wire Ret. Screw	0120	---	---	---	---	---
8	Diaphragm Chamber Drain Screw	02232	02232	02232	02232	02232	02232
9	Diaphragm Gasket	012473	012473	012473	012473	012473	012473
10	*Diaphragm	012475	012475	012475	012475	012475	012475
11	Diaphragm Cover	010526	010526	013228	010526	010526	012476
12	Flange Gasket	010730	012354	012354	012354	010730	010730
13	Fuel Pump Gasket	012930	012930	012930	012930	012930	012930
14	*Fuel Pump Diaphragm	012698	012698	012698	010531T	010531T	010531T
15	Fuel Pump Body	010525	010525	013335	010525	010525	010525
16	Fuel Pump Body Screw & Lockwasher (6)	010098	010098	010098	010098	010098	010098
D17	Fuel Pump Body Screw Washer	---	07844	07844	---	---	---
17	*Fuel Strainer Screen	010530	010530	010530	010530	010530	010530
18	Fuel Strainer Cover Gasket	010529	010529	010529	010529	010529	010529
19	Fuel Strainer Cover	010527	010527	010527	010527	010527	010527
20	*Fuel Strainer Cover Ret. Screw	010571	010571	010571	010571	010571	010571
21A	*Idle Mixture Screw	012798	011498	011498	011498	011498	011716
21B	*Idle Mixture Screw Spring	08793	08793	08793	08793	08793	0788
21C	Idle Mixture Screw Washer	011428	011428	011428	011428	011428	---
21D	Idle Mixture Screw Packing	011401	011401	011401	011401	011401	---
23	*Idle Speed Screw	05095	05095	05095	05095	05095	011811
24	*Idle Speed Screw Spring	0788	0788	0788	0788	0788	013179
25	*Inlet Control Lever	010513	010513	010513	010513	010513	010513
26	*Inlet Control Lever Pinion Screw	010581	010581	010581	010581	010581	010581
27	*INLET NEEDLE SEAT & GASKET	010580	013485	012567	012655	010580	010580
28	Inlet Seat Gasket	010165	012656	012656	012656	010165	010165
29	*Inlet Tension Spring	011503	011503	011503	011503	011503	011503
30A	*High Speed Mixture Screw	012802	012225	012225	012225	012420	---
30B	*High Speed Mixture Screw Spring	08793	08793	08793	08793	08793	---
30C	High Speed Mixture Screw Washer	011428	011428	011428	011428	011428	---
D17	High Speed Mixture Screw Washer (Thick)	04920	---	---	---	---	---
30D	High Speed Mixture Screw Packing	011401	011401	011401	011401	011401	---
D18	Nozzle Check Valve	012084	012084	013334	012084	012084	---
C9	Throttle Lever	---	012148	---	013394	---	---
D11	Throttle Lever Ret. Nut	---	011755	---	011755	---	---
D14	*Throttle Lever Ret. Screw & Lockwasher	---	012145	---	012145	---	---
D17	*Throttle Lever Ret. Washer	---	07844	---	07844	---	---
44	Throttle Shaft & Lever	---	013165	012758	013165	012091	013422
A25	Throttle Shaft & Lever	013254	---	---	---	---	---
32	Throttle Shaft Bushings (2)	09780	---	---	---	---	---
33	Throttle Shaft Clip	09678	09678	09678	09678	09678	09678
34	Throttle Shaft Clip Lockwasher	0992	0992	0992	0992	0992	0992
35	Throttle Shaft Clip Ret. Screw	01974	01974	01974	01974	01974	01974
36	*Throttle Shaft Ret. Spring	012356	010775	012244	010775	010775	010775
37	Throttle Shutter	08646	013160	012283	013160	012089	08646
38	*Throttle Shutter Screw & Lockwasher	08942	08942	08942(2)	08942	08942	08942
09	Throttle Wire Connection	013248	---	---	---	---	---
D10	Throttle Wire Conn. Ret. Clip	010392	---	---	---	---	---
D14	*Throttle Wire Ret. Screw	012305	---	---	---	---	---
39	*GASKET & PACKING SET.	GS-165	GS-170	GS-175	GS-170	GS-155	GS-122
40	REPAIR PARTS KIT.	RK-582	RK-612	RK-594	RK-648	RK-525	RK-602

(*) Indicates contents of REPAIR PARTS KIT

TILLOTSON MANUFACTURING CO.
PARTS AND SERVICE DIVISION
TOLEDO, OHIO 43612



BASIC PARTS ILLUSTRATIONS: See front cover for illustrations corresponding to reference numbers in list below.
SPECIAL PARTS ILLUSTRATIONS: See pages 3, 4, 5 and 6 for illustrations corresponding to reference letters in list below.

Carburetor Model	Superseding Model	Equipment
HL-178A	HL-195A	Christensen
HL-180A	HL-180B	Seaird-Poulan
HL-180A		Seaird-Poulan
HL-181A		HomeLite
HL-182A		Semardier
HL-183A		Remington
HL-184A		Polaris Industries

Ref. No.	Part Name	HL-178A	HL-180A	HL-180B	HL-181A	HL-182A	HL-183A	HL-184A
1	Body (Service)	013494	013505	014084	013517	013550	013567	013581
2	*Body Channel Cap Plug	----	----	----	012347	----	----	----
D20	Body Channel Screen	----	----	----	012684	----	----	----
D16	Body Channel Screen Ret. Ring	----	----	----	012345	----	----	----
3	*Body Channel Welch Plug	02531	02531	02531	02531	02531	02531	02531
D27	Choke Friction Ball	----	----	----	----	04789	----	----
4	Choke Friction Pin	----	05454	03454	05454	----	----	05454
5	Choke Friction Spring	----	08805	08805	08905	08805	----	08805
A12	Choke Shaft & Lever	----	012526	012526	----	----	----	----
A15	Choke Shaft & Lever	----	----	----	011509	----	013564	013164
A18	Choke Shaft & Lever	----	----	----	----	----	----	----
A32	Choke Shaft & Lever	----	----	----	----	013540	----	----
E2	*Choke Shaft Return Spring	----	----	----	----	----	013183	----
D4	Choke Shutter	----	011883	011883	012489	----	012489	----
6	Choke Shutter	----	----	----	----	013547	----	011163
7	Choke Shutter Screw & Lockwasher	----	----	----	----	06942	----	06942
D9	Choke Wire Connection	----	012593	012593	----	----	----	----
D17	Choke Wire Connection Friction Washer	----	012174	012174	----	----	----	----
D10	Choke Wire Connection Ret. Clip	----	010992	010992	----	----	----	----
D14	Choke Wire Ret. Screw	----	058	058	----	----	----	----
8	Diaphragm Chamber Drain Screw	02232	02232	02232	02232	----	02232	02232
9	Diaphragm Gasket	012473	012473	012473	012473	012473	012473	012473
10	*Diaphragm	012475	012475	012475	012475	012475	012475	012475
11	Diaphragm Cover	013228	015526	010526	012498	013549	012476	011582
12	Flange Gasket	012354	013730	010730	010730	012354	010730	012354
13	Fuel Pump Gasket	012930	012930	012930	012930	012930	012930	012930
14	*Fuel Pump Diaphragm	012688	012688	010531T	010531T	010531T	010531T	012688
15	Fuel Pump Body	013490	010525	010525	010525	013335	011818	010525
16	Fuel Pump Body Screw & Lockwasher(s)	010098	010098	010098	010098	010098	010098	010098
D17	Fuel Pump Body Washer	----	----	----	----	----	07864	----
17	*Fuel Strainer Screen	012918	010530	010530	010530	010530	012918	010510
18	Fuel Strainer Cover Gasket	010529	010529	010529	010529	010529	010529	010529
19	Fuel Strainer Cover	011815	010527	010527	010527	010527	011813	010527
20	*Fuel Strainer Cover Ret. Screw	011814	010571	010571	010571	010571	011814	010571
D17	Fuel Strainer Cover Ret. Screw Gasket	02817	----	----	----	----	02817	----
21A	*Idle Mixture Screw	011498	012608	012608	011021	011498	011498	011498
21B	*Idle Mixture Screw Spring	08793	08793	08793	08793	08793	08793	08793
21C	Idle Mixture Screw Washer	011428	011428	011428	011428	011428	011428	011428
21D	Idle Mixture Screw Packing	011401	011401	011401	011401	011401	011401	011401
23	*Idle Speed Screw	05095	05095	05095	05095	05095	012369	05095
24	*Idle Speed Screw Spring	0788	----	----	0788	0788	011179	0788
25	*Inlet Control Lever	013100	010513	014020	010513	010513	010513	010513
D26	*Inlet Control Lever Fulcrum Pin	----	----	----	----	013406	----	----
D13	*Inlet Control Lever Fulcrum Pin Ret. Screw	----	----	----	----	013269	----	----
26	*Inlet Control Lever Pinion Screw	010581	010581	010581	010581	----	010581	010581
27	*INLET NEEDLE SEAT & GASKET	013493	010580	014033	012339	013546	013565	013483
28	Inlet Seat Gasket	010165	010165	010165	010165	010165	010165	010165
29	*Inlet Tension Spring	011503	011503	011503	010578	011503	011503	011503
30A	*High Speed Mixture Screw	012508	012607	012607	011789	012225	012420	012225
30B	*High Speed Mixture Screw Spring	08793	08793	08793	08793	08793	08793	08793
30C	High Speed Mixture Screw Washer	011428	011428	011428	011428	011428	011428	011428
D17	High Speed Mixture Screw Washer (Thick)	----	----	----	----	04920	----	----
30D	High Speed Mixture Screw Packing	011401	011401	011401	011401	011401	011401	011401
D16	Nozzle Check Valve	012700	012084	012084	----	012084	012084	012084
C6	Throttle Lever	----	----	----	013103	----	----	----
C7	Throttle Lever	----	----	----	----	----	011046	----
C5	Throttle Lever Assembly	04911	----	----	----	----	----	----
C9	Throttle Lever Assembly	----	----	----	----	013394	----	012148
D14	*Throttle Lever Clamp Screw	0240	----	----	----	012145	----	012145
D16	*Throttle Lever Ret. Lockwasher	----	----	----	06396	----	06396	----
D11	Throttle Lever Ret. Nut	----	----	----	----	011755	----	011755
D13	*Throttle Lever Ret. Screw	----	----	----	06393	----	06393	----
D17	*Throttle Lever Ret. Washer	----	----	----	----	07844	----	07844
44	Throttle Shaft & Lever	012456	----	----	----	013563	----	011165
A5	Throttle Shaft & Lever	----	----	----	013287	----	----	----
A11	Throttle Shaft & Lever	----	013504	013504	----	----	----	----
A27	Throttle Shaft & Lever	----	----	----	----	----	011180	----
32	Throttle Shaft Bushings (2)	----	09780	09780	09780	----	09780	----
33	Throttle Shaft Clip	09678	09678	09678	09678	09678	09678	09678
34	Throttle Shaft Clip Lockwasher	0992	0992	0992	0992	0992	0992	0992
35	Throttle Shaft Clip Ret. Screw	01974	01974	01974	01974	01974	01974	01974
F1	*Throttle Shaft Friction Springs	----	----	----	011267	----	----	----
36	*Throttle Shaft Return Spring	012244	----	----	----	013541	010775	010775
37	Throttle Shutter	012281	08646	08646	011226	013534	012089	013160
38	*Throttle Shutter Screw & Lockwasher	012296(2)	08942	08942	04317	08942	08942	08942
C1	Throttle Stop Lever	----	013502	013502	----	----	----	----
D15	Throttle Stop Lever Ret. Lockwasher	----	06396	06396	----	----	----	----
D15	Throttle Stop Lever Ret. Screw	----	06393	06393	----	----	----	----
D14	Throttle Wire Ret. Screw	058	----	----	----	----	----	----
39	*GASKET & PACKING SET	GS-158	GS-155	GS-155	GS-155	GS-158	GS-161	GS-170
40	REPAIR PARTS KIT	RK-617	RK-503	RK-639	RK-615	RK-621	RK-620	RK-612

(*) Indicates contents of Repair Parts Kit

TILLOTSON MANUFACTURING CO.
PARTS AND SERVICE DIVISION
TOLEDO, OHIO 43612

BASIC PARTS ILLUSTRATIONS: See front cover for illustrations corresponding to reference numbers in list below.

SPECIAL PARTS ILLUSTRATIONS: See pages 3, 4, 5 and 6 for illustrations corresponding to reference letters in list below.

Carburetor Model	Superseding Model	Equipment
HL-185A	HL-186B	Sveens Hus-Ski
HL-185B	HL-187B	Bolens Hus-Ski & Jiger Corp.
HL-187A	HL-187B	Southard & AMF Western Tool
HL-187B		Fox Corp., Bonville; Trail-A-Sled, Van Wilson Ltd.
HL-189A		Nes. Bend
HL-190A		Terry Industries
HL-192A		Bouhara, Norant, Trail-A-Sled

Ref. No.	Part Name	HL-186A	HL-186B	HL-187A	HL-187B	HL-189A	HL-190A	HL-192A
1	Body (Service)	013589	014192	013609	014088	013617	013639	013644
2	*Body Channel Cap Plug	----	----	----	----	012347	010588	----
020	Body Channel Screen	----	----	----	----	012884	----	----
019	Body Channel Screen Ret. Ring	----	----	----	----	012343	----	----
3	*Body Channel Switch Plug	02531	02531	02531	02531	02531	02531	02531
027	Choke Friction Ball	04784	04784	04784	04784	----	----	04784
4	Choke Friction Pin	----	----	----	----	05654	05656	----
5	Choke Friction Spring	08805	08805	08805	08805	08805	08805	08805
010	Choke Lever Assembly	012781	012781	----	----	----	----	----
011	Choke Lever Ret. Nut	011755	011755	----	----	----	----	----
014	*Choke Lever Ret. Screw & Lockwasher	012145	012145	----	----	----	----	----
017	*Choke Lever Ret. Washer	07844	07844	----	----	----	----	----
06	Choke Shaft	013597	013597	----	----	----	----	----
015	Choke Shaft & Lever	----	----	----	----	012093	012175	----
032	Choke Shaft & Lever	----	----	013340	013340	----	----	013540
01	Choke Shutter	----	----	----	----	----	012449	----
6	Choke Shutter	013547	013547	013547	013547	09629	----	013547
7	Choke Shutter Screw & Lockwasher	08942	08942	08942	08942	08942	----	08942
014	*Choke Wire Ret. Screw	058	058	----	----	----	----	----
8	Diaphragm Chamber Drain Screw	----	----	----	----	02232	02232	----
9	Diaphragm Gasket	012473	012473	012473	012473	012473	012473	012473
10	*Diaphragm	012475	012475	012475	012475	012475	012475	012475
11	Diaphragm Cover	013545	013545	013545	013545	010524	012476	013642
12	Flange Gasket	013547	013547	013547	013547	010710	010730	012354
13	Fuel Pump Gasket	012930	012930	012930	012930	012930	012330	012930
14	*Fuel Pump Diaphragm	012928	012928	012898	012698	010531*	012698	012698
15	Fuel Pump Body	013335	013335	013335	013335	010525	010525	013335
16	Fuel Pump Body Screw & Lockwasher (F)	010098	010098	010098	010098	010098	010098	010098
17	*Fuel Strainer Screen	010530	010530	010530	010530	010530	010530	010530
18	Fuel Strainer Cover Gasket	010529	010529	010529	010529	010529	010529	010529
19	Fuel Strainer Cover	010527	010527	010527	010527	010527	010527	010527
20	*Fuel Strainer Cover Ret. Screw	010571	010571	010571	010571	010571	010571	010571
21A	*Idle Mixture Screw	011498	011498	011498	011498	011498	011498	011498
21B	*Idle Mixture Screw Spring	08793	08793	08793	08793	08793	08793	08793
21C	Idle Mixture Screw Washer	011428	011428	011428	011428	011428	011428	011428
21D	Idle Mixture Screw Packing	011401	011401	011401	011401	011401	011401	011401
21	*Idle Speed Screw	05095	05095	05095	05095	05095	05095	05095
22	Idle Speed Spring	0788	0788	0788	0788	0788	0788	0788
23	*Inlet Control Lever	010513	010513	010513	010513	010513	010513	010513
026	*Inlet Control Lever Fulcrum Pin	013404	013406	013406	013406	----	----	013406
013	*Inlet Control Lever Fulcrum Pin Ret. Screw	011269	013268	013269	011795	----	----	013269
26	*Inlet Control Lever Pinion Screw	----	----	----	----	010581	010581	----
27	*INLET NEEDLE SEAT & GASKET	011546	010555	010546	010546	010580	010580	013558
28	Inlet Seat Gasket	010165	010165	010165	010165	010165	010165	010165
25	*Inlet Valve Spring	011503	011503	011503	011503	011503	011503	011503
00A	*High Speed Mixture Screw	----	----	----	----	012420	011719	----
00B	*High Speed Mixture Screw Spring	----	----	----	----	08793	08793	----
00C	High Speed Mixture Screw Washer	----	----	----	----	011428	011428	----
00D	High Speed Mixture Screw Packing	----	----	----	----	011401	011401	----
024	Main Fuel Jet (J39)	013266	013266	013266	013266	----	----	013266
017	Main Fuel Jet Gasket	06076	06076	06076	06076	----	----	06076
012	Main Fuel Jet Plug Screw	0675	0675	0675	0675	----	----	0675
017	Main Fuel Jet Plug Screw Gasket	013094	013094	013094	013094	----	----	013094
018	Nozzle Check Valve	012510	012510	012510	012510	----	----	012510
09	Throttle Lever Assembly	----	----	012149	012148	----	----	012148
010	Throttle Lever Assembly	012781	012781	----	----	----	----	----
011	Throttle Lever Ret. Nut	011755	011755	011755	011755	----	----	011755
014	*Throttle Lever Ret. Screw & Lockwasher	012145	012145	012145	012145	----	----	012145
017	*Throttle Lever Ret. Washer	07844	07844	07844	07844	----	----	07844
06	Throttle Shaft & Lever	013543	013543	013543	013543	012091	012091	013543
11	Throttle Shaft Clip	09678	09678	09678	09678	09678	09678	09678
14	Throttle Shaft Clip Lockwasher	0992	0992	0992	0992	0992	0992	0992
35	Throttle Shaft Clip Ret. Screw	01974	01974	01974	01974	01974	01974	01974
36	Throttle Shaft Return Spring	013541	013541	013541	013541	010775	010775	013541
37	Throttle Shutter	013534	013534	013534	013534	013089	012089	013534
38	*Throttle Shutter Screw & Lockwasher	08942	08942	08942	08942	08942	08942	08942
014	*Throttle Wire Ret. Screw	058	058	----	----	----	----	----
39	* GASKET & PACKING SET	GS-181	GS-181	GS-181	GS-181	GS-159	GS-159	GS-180
00	REPAIR PARTS KIT	KK-631	KK-731	KK-708	KK-688	KK-525	KK-618	KK-625

(* Indicates contents of REPAIR PARTS KIT)



BASIC PARTS ILLUSTRATIONS: See front cover for illustrations corresponding to reference numbers in list below.
SPECIAL PARTS ILLUSTRATIONS: See pages 3, 4, 5 and 6 for illustrations corresponding to reference letters in list below.

Carburetor Model	Superseding Model	Equipment
HL-193A	HL-193B	PRO/Inc.
HL-193B		PRO/Inc.
#HL-194A	HL-194C	Crescent Raceway
#HL-194B	HL-194C	Crescent Raceway
#HL-194C		Crescent Raceway
##HL-195A		Christensen Engineering
HL-197A	HL-197B	HomeLite

Ref. No.	Part Name	HL-193A	HL-193B	HL-194A	HL-194B	HL-194C	HL-195A	HL-197A
1	Body (Service)	013704	014085	013726	014173	014505	013759	013833
2	*Body Channel Cup Plug	012347	012347	----	----	----	----	010588
D20	Body Channel Screen	012884	012884	----	----	----	----	----
D16	Body Channel Screen Ret. Ring	012345	012345	----	----	----	----	----
3	*Body Channel Welch Plug	02531	02531	02531	02531	02531	02531	02531
4	Choke Friction Pin	05454	05454	----	----	----	----	05454
5	Choke Friction Spring	08805	08805	----	----	----	----	08805
A1	Choke Shaft & Lever	----	----	----	----	----	----	012921
A15	Choke Shaft & Lever	013702	013702	----	----	----	----	----
D4	Choke Shutter	011883	011883	----	----	----	----	011883
8	Diaphragm Chamber Drain Screw	02232	02232	----	----	----	----	02232
9	Diaphragm Gasket	012473	012473	012473	012473	012473	012473	012473
10	*Diaphragm	012475	012475	012475	012475	012475	012475	012475
11	Diaphragm Cover	010526	010526	013228	013228	013228	013228	013228
12	Flange Gasket	010730	010730	012354	012705	012705	012705	010730
13	Fuel Pump Gasket	012930	012930	012697	012697	012697	012697	012930
14	*Fuel Pump Diaphragm	012698	0105317	012698	012698	012698	012698	0105317
15	Fuel Pump Body	010525	010525	013335	013335	013335	013335	013506
16	Fuel Pump Body Screw & Lockwasher (6)	010098	010098	010098	010098	010098	010098	010098
17	*Fuel Strainer Screen	010530	010530	011516	011516	011516	011516	012918
18	Fuel Strainer Cover Gasket	010529	010529	010529	010529	010529	010529	010529
19	Fuel Strainer Cover	010527	010527	013677	*014168	*014168	013677	011815
20	*Fuel Strainer Cover Ret. Screw	010571	010571	010571	010571	010571	010571	011814
D17	Fuel Strainer Cover Gasket	----	----	----	----	----	----	02817
21A	*Idle Mixture Screw	011716	011716	011498	012225	012225	011498	013050
21B	*Idle Mixture Screw Spring	08793	08793	08793	08793	08793	08793	08793
21C	Idle Mixture Screw Washer	011428	011428	011428	011428	011428	011428	011428
D17	Idle Mixture Screw Washer (Thick)	----	----	04920	04920	04920	04920	----
21D	Idle Mixture Screw Packing	011401	011401	011401	011401	011401	011401	011401
23	*Idle Speed Screw	05095	05095	05095	05095	05095	05095	----
24	*Idle Speed Screw Spring	0788	0788	0788	0788	0788	0788	----
25	*Inlet Control Lever	010513	014020	013100	013100	013100	013100	010513
D26	*Inlet Pinion Pin	----	----	013406	013406	013406	013406	----
D13	*Inlet Pinion Pin Ret. Screw	----	----	013269	013269	013269	013269	----
26	*Inlet Control Lever Pinion Screw	010581	010581	----	----	----	----	010581
27	*Inlet Needle, Seat & Gasket	010580	014035	*013725	*013725	*013725	----	012503
27	*INLET NEEDLE SEAT & GASKET	----	----	----	----	----	013757	----
28	Inlet Seat Gasket	010165	010165	010165	010165	010165	010165	010165
29	*Inlet Tension Spring	011503	011503	013434	013434	013434	011503	010578
30A	*High Speed Mixture Screw	011494	011494	012225	012225	012225	012508	012916
30B	*High Speed Mixture Screw Spring	08793	08793	08793	08793	08793	08793	08793
30C	High Speed Mixture Screw Washer	011428	011428	011428	011428	011428	011428	011428
30D	High Speed Mixture Screw Packing	011401	011401	011401	011401	011401	011401	011401
D18	Nozzle Check Valve	----	----	012700	012699	012699	----	----
C5	Throttle Lever Assembly	----	----	04911	04911	04911	04911	----
D14	*Throttle Lever Ret. Screw	----	----	0240	0240	0240	0240	----
C8	Throttle Lever Assembly	----	----	----	014170	014170	----	----
D15	*Throttle Lever Lockwasher	----	----	----	08988	08988	----	----
D13	*Throttle Lever Ret. Screw & Lockwasher	----	----	----	011441	011441	----	----
D17	*Throttle Lever Retaining Washer	----	----	----	03804	03804	----	----
B2	Throttle Shaft	----	----	----	014171	014504	----	----
A4	Throttle Shaft & Lever	----	----	013711	----	----	013543	013831
A30	Throttle Shaft & Lever	013700	013700	----	----	----	----	----
32	Throttle Shaft Bushings (2)	09780	09780	----	09780	09780	----	----
33	Throttle Shaft Clip	09678	09678	09678	09678	014503	----	09678
34	Throttle Shaft Clip Lockwasher	0992	0992	0992	0992	0992	----	0992
35	Throttle Shaft Clip Ret. Screw	01974	01974	01974	01974	01974	----	01974
36	*Throttle Shaft Return Spring	013701	013701	013541	013541	013541	----	013519
E2	*Throttle Shaft Return Spring	----	----	----	----	----	013818	----
	Throttle Shaft Spacer (2)	----	----	----	----	----	##013817	----
37	Throttle Shutter	08646	08646	013534	013534	013534	013534	012089
38	*Throttle Shutter Screw & Lockwasher	08942	08942	08942(2)	08942	08942	08942	08942
C3	Throttle Stop Lever	----	----	----	010783	010783	----	----
D9	Throttle Wire Connection	----	----	----	010393	010393	----	----
D10	Throttle Wire Connection Ret. Clip	----	----	----	010392	010392	----	----
D14	*Throttle Wire Ret. Screw	----	----	058	058	058	058	----
39	*GASKET & PACKING SET	GS-155	GS-155	GS-184	GS-184	GS-184	GS-186	GS-163
40	REPAIR PARTS KIT	RK-645	RK-700	RK-644	RK-718	RK-718	RK-654	RK-566

[*] Indicates contents of REPAIR PARTS KIT.
 (#) Obtain complete HL-194A, B & C and Parts 014168 and 013725 from Crescent Raceway, 4844 No. Detroit, Toledo, Ohio 43612
 (##) Obtain complete HL-195A and Part 013817 from Christensen Engineering, 621 E. Los Angeles St., Monrovia, California

BASIC PARTS ILLUSTRATIONS: See front cover for illustrations corresponding to reference numbers in list below.

SPECIAL PARTS ILLUSTRATIONS: See pages 3, 4, 5 and 6 for illustrations corresponding to reference letters in list below.

Carburetor Model	Superseding Model	Equipment
HL-197B		.Homelite
HL-198A	.HL-237A	.Rupp Manufacturing Co.
HL-200A		.Outboard Jet, Inc.
HL-201A		.Wright
HL-202A		.Wright
HL-203A		.Wright
HL-204A		.Homelite

Ref. No.	Part Name	HL-197B	HL-198A	HL-200A	HL-201A	HL-202A	HL-203A	HL-204A
1	Body (Service)	013992	013836	013861	013880	013915	013919	013924
2	*Body Channel Cup Plug	010588	----	----	012347	012347	012347	012347
2	*Body Channel Cup Plug	----	----	----	----	----	010588	----
D20	Body Channel Screen	----	----	----	012884	012884	012884	012344
D16	Body Channel Screen Ret. Ring	----	----	----	012345	012345	012345	012345
3	*Body Channel Welch Plug	02531	02531	02531	02531	02531	02531	02531
4	Choke Friction Pin	05454	----	----	05454	05454	05454	05454
5	Choke Friction Spring	08805	----	----	08805	08805	08805	08805
B5	Choke Shaft	----	----	013862	----	----	----	----
C9	Choke Lever Assembly	----	----	012148	----	----	----	----
D11	Choke Lever Nut	----	----	011755	----	----	----	----
D14	*Choke Lever Ret. Screw & Lockwasher	----	----	012145	----	----	----	----
D17	*Choke Lever Ret. Washer	----	----	07844	----	----	----	----
A1	Choke Shaft & Lever	012921	----	----	----	----	----	----
A15	Choke Shaft & Lever	----	----	----	013876	013913	013913	011509
D4	Choke Shutter	011883	----	011883	011883	011883	011883	012489
8	Diaphragm Chamber Drain Screw	02232	02232	02232	02232	02232	02232	----
9	Diaphragm Gasket	012473	012473	012473	012473	012473	012473	012473
10	*Diaphragm	012475	012475	012350	012475	012475	012475	012475
11	Diaphragm Cover	013228	010526	013228	010526	010526	013896	012498
12	Flange Gasket	010730	012354	010730	010730	010730	010730	010730
13	Fuel Pump Gasket	012930	012930	012930	012930	012930	012930	012930
14	*Fuel Pump Diaphragm	010531T	012698	012698	010531T	010531T	010531T	010531T
15	Fuel Pump Body	013506	010525	013335	011816	010525	011816	010525
16	Fuel Pump Body Screw & Lockwasher (6)	010098	010098	010098	010098	010098	010098	010098
17	*Fuel Strainer Screen	012918	----	010530	012918	010530	012918	010530
18	Fuel Strainer Cover Gasket	010529	010529	010529	010529	010529	010529	010529
19	Fuel Strainer Cover	011815	010527	010527	011815	010527	011815	010527
20	*Fuel Strainer Cover Ret. Screw	011814	010571	010571	011814	010571	011814	010571
D17	Fuel Strainer Cover Ret. Screw Gasket	02817	----	----	02817	----	02817	----
21A	*Idle Mixture Screw	013050	011498	011716A	011825	011825	011716	011716
21B	*Idle Mixture Screw Spring	08793	08793	08793	08793	08793	08793	08793
21C	Idle Mixture Screw Washer	011428	011428	011428	011428	011428	011428	011428
21D	Idle Mixture Screw Packing	011401	011401	011401	011401	011401	011401	011401
23	*Idle Speed Screw	05095	05095	----	011811	05095	05095	05095
24	*Idle Speed Screw Spring	0788	0788	----	0788	0788	0788	0788
25	*Inlet Control Lever	010513	010513	012348	010513	010513	010513	010513
26	*Inlet Control Lever Fulcrum Screw	010581	010581	010581	010581	010581	010581	010581
27	*INLET NEEDLE SEAT & GASKET	012503	013321	012655	012339	012339	012339	012339
28	Inlet Seat Gasket	010165	010165	012656	010165	010165	010165	010165
29	*Inlet Tension Spring	010578	011503	011503	011503	011503	011503	010578
30A	*High Speed Mixture Screw	012916	012225	011494	011510	011718	011494	012630
30B	*High Speed Mixture Screw Spring	08793	08793	08793	08793	08793	08793	08793
30C	High Speed Mixture Screw Washer	011428	011428	011428	011428	011428	011428	011428
30D	High Speed Mixture Screw Packing	011401	011401	011401	011401	011401	011401	011401
F18	Nozzle Check Valve	----	012700	012084	----	----	----	----
C2	Throttle Lever	----	----	----	----	----	----	013286
C3	Throttle Lever	----	010783	----	----	----	----	----
C7	Throttle Lever	----	----	----	013322	----	----	----
C9	Throttle Lever Assembly	----	----	012148	----	----	----	----
D11	Throttle Lever Ret. Nut	----	----	011755	----	----	----	----
D13	*Throttle Lever Screw	----	09066	----	06393	----	----	06393
D16	*Throttle Lever Lockwasher	----	06396	----	06396	----	----	06396
D14	*Throttle Lever Ret. Screw & Lockwasher	----	----	012145	----	----	----	----
D17	*Throttle Lever Ret. Washer	----	----	07844	----	----	----	----
B4	Throttle Shaft	----	013834	----	----	----	----	----
A2	Throttle Shaft & Lever	----	----	----	----	----	----	013104
A4	Throttle Shaft & Lever	013811	----	012091	----	----	----	----
A10	Throttle Shaft & Lever	----	----	----	013878	----	----	----
A31	Throttle Shaft & Lever	----	----	----	----	013912	013917	----
32	Throttle Shaft Bushings (2)	----	----	09780	09780	09780	09780	09780
33	Throttle Shaft Clip	09678	09678	09678	09678	09678	09678	09678
34	Throttle Shaft Clip Lockwasher	0992	0992	0992	0992	0992	0992	0992
35	Throttle Shaft Clip Ret. Screw	01974	01974	01974	01974	01974	01974	01974
36	*Throttle Shaft Ret. Spring	013519	012244	012244	----	----	----	----
E1	*Throttle Shaft Ret. Spring	----	----	----	----	013909	013909	----
E2	*Throttle Shaft Ret. Spring	----	----	----	013874	----	----	----
37	Throttle Shutter	012089	012283	08862	08646	08646	08646	011226
38	*Throttle Shutter Screw & Lockwasher	08942	08942(2)	08942	08942	08942	08942	08317
D9	Throttle Wire Connection	----	----	----	----	013910	013910	----
D10	Throttle Wire Conn. Ret. Clip	----	----	----	----	010392	010392	----
D14	*Throttle Wire Ret. Screw	----	----	----	----	012305	012305	----
39	*GASKET & PACKING SET	GS-163	GS-158	GS-191	GS-163	GS-155	GS-163	GS-155
40	REPAIR PARTS KIT	RK-566	RK-655	RK-663	RK-662	RK-669	RK-670	RK-695

(*) Indicates contents of REPAIR PARTS KIT

TILLOTSON MANUFACTURING CO.
PARTS AND SERVICE DIVISION
TOLEDO, OHIO 43612



BASIC PARTS ILLUSTRATIONS: See front cover for illustrations corresponding to reference numbers in list below.
SPECIAL PARTS ILLUSTRATIONS: See pages 3, 4, 5 and 6 for illustrations corresponding to reference letters in list below.

Carburetor Model	Superseding Model	Equipment
HL-207A	.HL-207B.	.Industries Bouchard
HL-207B		.Industries Bouchard, Trail-A-Sled
HL-208A		.Bombardier
HL-209A		.Bombardier
HL-210A		.Bombardier
HL-211A	.HL-211B.	.Polaris Industries

Ref. No.	Part Name	HL-207A	HL-207B	HL-208A	HL-209A	HL-210A	HL-211A
1	Body (Service)	013983	014069	014000	014009	014014	014010
2	*Body Channel Cup Plug	----	----	----	----	010588	----
3	*Body Channel Welch Plug	02531	02531	02531	02531	----	02531
D27	Choke Friction Ball	04784	04784	04784	04784	----	04784
5	Choke Friction Spring	08805	08805	08805	08805	----	08805
A15	Choke Shaft & Lever	----	----	----	014002	----	----
A32	Choke Shaft & Lever	013540	013540	013540	----	----	013540
6	Choke Shutter	013547	013547	013547	013547	----	013547
7	Choke Shutter Screw & Lockwasher	08942	08942	08942	08942	----	08942
9	Diaphragm Gasket	012473	012473	012473	012473	012473	012473
10	*Diaphragm	012475	012475	012475	012475	012475	012475
11	Diaphragm Cover	013642	013642	013549	013549	013549	013549
12	Flange Gasket	012354	012354	012354	012354	012354	013647
13	Fuel Pump Gasket	012930	012930	012930	012930	012930	012930
14	*Fuel Pump Diaphragm	010531T	014230	010531T	014230	014230	012698
14A	*Fuel Pump Diaphragm	----	014229	----	014229	014229	----
15	Fuel Pump Body	013335	013335	013335	013335	013335	013335
16	Fuel Pump Body Screw & Lockwasher (6)	010098	010098	010098	010098	010098	010098
17	*Fuel Strainer Screen	010530	010530	010530	010530	010530	010530
18	Fuel Strainer Cover Gasket	010529	010529	010529	010529	010529	010529
19	Fuel Strainer Cover	010527	010527	010527	010527	010527	010527
20	*Fuel Strainer Cover Ret. Screw	010571	010571	010571	010571	010571	010571
21A	*Idle Mixture Screw	011498	011498	011498	011498	----	011498
21B	*Idle Mixture Screw Spring	08793	08793	08793	08793	----	08793
21C	Idle Mixture Screw Washer	011428	011428	011428	011428	----	011428
21D	Idle Mixture Screw Packing	011401	011401	011401	011401	----	011401
23	*Idle Speed Screw	05095	05095	05095	05095	----	05095
24	*Idle Speed Screw Spring	0788	0788	0788	0788	----	0788
25	*Inlet Control Lever	010513	014020	014020	010513	010513	010513
D26	*Inlet Pinion Pin	013406	013406	013406	013406	013406	013406
D13	*Inlet Pinion Pin Ret. Screw	013269	013269	013269	013269	013269	013269
27	*INLET NEEDLE SEAT & GASKET	013546	014053	014053	013546	013546	013546
28	Inlet Seat Gasket	010165	010165	010165	010165	010165	010165
29	*Inlet Tension Spring	011503	011503	011503	011503	011503	011503
30A	*High Speed Mixture Screw	012225	012225	012225	012225	012225	012225
30B	*High Speed Mixture Screw Spring	08793	08793	08793	----	08793	----
30C	High Speed Mixture Screw Washer	011428	011428	011428	----	011428	----
30D	High Speed Mixture Screw Packing	011401	011401	011401	----	011401	----
D24	*Main Fuel Jet (.036)	----	----	----	013138	----	----
D24	*Main Fuel Jet (.039)	----	----	----	----	----	013266
D17	Main Fuel Jet Gasket	----	----	----	06076	----	06076
D12	Main Fuel Jet Plug Screw	----	----	----	0675	----	0675
D17	Main Fuel Jet Plug Screw Gasket	----	----	----	013094	----	013094
D18	Nozzle Check Valve	012510	012510	012084	012510	----	012510
C9	Throttle Lever Assembly	012148	013394	----	----	----	----
C10	Throttle Lever Assembly	----	----	----	----	----	012781
C11	Throttle Lever Assembly	----	----	----	014007	----	----
D11	Throttle Lever Ret. Nut	011755	011755	----	----	----	011755
D14	*Throttle Lever Ret. Screw & Lockwasher	012145	012145	----	----	----	012145
D17	*Throttle Lever Ret. Washer	07844	07844	----	----	----	07844
D13	*Throttle Lever Ret. Screw	----	----	----	06393	----	----
D16	*Throttle Lever Ret. Lockwasher	----	----	----	06396	----	----
A4	Throttle Shaft & Lever	013543	013543	----	----	014012	013543
A18	Throttle Shaft & Lever	----	----	----	----	----	----
A33	Throttle Shaft & Lever	----	----	013997	014005	----	----
33	Throttle Shaft Clip	09678	09678	013219	013219	013219	09678
34	Throttle Shaft Clip Lockwasher	0992	0992	----	----	----	0992
35	Throttle Shaft Clip Ret. Screw	01974	01974	010280	010280	010280	01974
36	*Throttle Shaft Ret. Spring	013541	013541	----	----	----	013541
F2	*Throttle Shaft Ret. Spring	----	----	013998	013998	013998	----
37	Throttle Shutter	013534	013534	013534	013534	014013	013534
38	*Throttle Shutter Screw & Lockwasher	08942	08942	08942	08942	08942	08942
D9	Throttle Wire Connection	----	----	----	----	----	012406
D10	Throttle Wire Conn. Ret. Clip	----	----	----	----	----	010392
D14	*Throttle Wire Ret. Screw	----	----	012305	012305	----	058
39	* GASKET & PACKING SET.	GS-158	GS-158	GS-158	GS-180	GS-158	GS-181
40	REPAIR PARTS KIT	RK-675	RK-696	RK-689	RK-690	RK-691	RK-678

(*) Indicates contents of REPAIR PARTS KIT

BASIC PARTS ILLUSTRATIONS: See front cover for illustrations corresponding to reference numbers in list below.

SPECIAL PARTS ILLUSTRATIONS: See pages 3, 4, 5 and 6 for illustrations corresponding to reference letters in list below.

Carburetor Model	Superseding Model	Equipment
HL-211B		.Polaris Industries
HL-212A		.Harley-Davidson
#HL-213A	HL-227A	.Christensen Engineering
HL-214A	HL-214B	.Rupp Manufacturing Co.
HL-214B		.Rupp Manufacturing Co.
HL-216A		.AMF Western Tool, Inc.

Ref. No.	Part Name	HL-211B	HL-212A	HL-213A	HL-214A	HL-214B	HL-216A
1	Body (Service)	014071	014052	014018	014023	014070	014033
3	*Body Channel Welch Plug	02531	02531	02531	02531	02531	02531
D27	Choke Friction Ball	04784	---	---	04784	04784	04784
5	Choke Friction Spring	08805	---	---	08805	08805	08805
C9	Choke Lever Assembly	---	---	---	---	---	014148
D11	Choke Lever Ret. Nut	---	---	---	---	---	011755
D14	Choke Lever Ret. Screw & Lockwasher	---	---	---	---	---	012145
D17	Choke Lever Ret. Washer	---	---	---	---	---	07844
36	Choke Shaft	---	---	---	---	---	013539
A12	Choke Shaft & Lever	---	014048	---	---	---	---
A32	Choke Shaft & Lever	013540	---	---	013540	013540	---
E1	*Choke Shaft Return Spring	---	013507	---	---	---	---
D17	*Choke Shaft Seal	---	011072	---	---	---	---
D17	Choke Shaft Seal Washer	---	07847	---	---	---	---
8	Choke Shutter	013547	014045	---	013547	013547	013547
7	Choke Shutter Screw & Lockwasher	08942	08942	---	08942	08942	08942
D9	Choke Wire Connection	---	012328	---	---	---	---
D1C	Choke Wire Connection Clip	---	010392	---	---	---	---
D17	Choke Wire Connection Clip Washer	---	012174	---	---	---	---
D14	Choke Wire Retaining Screw	---	058	---	---	---	---
9	Diaphragm Gasket	012473	012473	012473	012473	012473	012473
10	*Diaphragm	012475	012475	012475	012475	012475	012475
11	Diaphragm Cover	013549	014336	013549	013642	013642	013549
12	Flange Gasket	013644	012354	012705	012354	012354	013647
13	Fuel Pump Gasket	012930	012930	012697	012930	012930	012930
14	*Fuel Pump Diaphragm	012698	012698	012698	010531T	010531T	010531T
15	Fuel Pump Body	013335	010525	013335	013335	013335	013335
16	Fuel Pump Body Screw & Lockwasher (6)	010098	010098	010098	010098	010098	010098
17	*Fuel Strainer Screen	010530	010530	011516	010530	010530	010530
18	Fuel Strainer Cover Gasket	010529	010529	010529	010529	010529	010529
19	Fuel Strainer Cover	010527	010527	013677	010527	010527	010527
20	*Fuel Strainer Cover Ret. Screw	010571	010571	010571	010571	010571	010571
21A	*Idle Mixture Screw	011498	011825	011498	011498	011498	011498
21B	*Idle Mixture Screw Spring	08793	08793	08793	08793	08793	08793
21C	Idle Mixture Screw Washer	011428	011428	011428	011428	011428	011428
21D	Idle Mixture Screw Packing	013401	011401	011401	011401	011401	011401
23	*Idle Speed Screw	05095	05095	05095	05095	05095	05095
24	*Idle Speed Screw Spring	0788	0788	0788	0788	0788	0788
25	*Inlet Control Lever	014020	014020	013100	010513	014020	014020
D26	*Inlet Pinion Pin	013406	013406	013406	013406	013406	013406
D13	*Inlet Pinion Pin Ret. Screw	013269	013269	013269	013269	013269	013269
27	*INLET NEEDLE SEAT & GASKET	014053	014053	---	013546	014053	014053
27	Inlet Ball, Seat & Gasket	---	---	#014025	---	---	---
28	Inlet Seat Gasket	010165	010165	010165	010165	010165	010165
29	*Inlet Tension Spring	011503	011503	014016	011503	011503	011503
30A	*High Speed Mixture Screw	---	---	012508	---	---	---
30B	*High Speed Mixture Screw Spring	---	---	08793	---	---	---
30C	High Speed Mixture Screw Washer	---	---	011428	---	---	---
30D	High Speed Mixture Screw Packing	---	---	011401	---	---	---
D24	*Main Fuel Jet (.015)	---	---	---	---	---	013627
D24	*Main Fuel Jet (.019)	013266	013266	---	013266	013266	---
D17	Main Fuel Jet Gasket	06076	06076	---	06076	06076	06076
D12	Main Fuel Jet Plug Screw	0675	0675	---	0675	0675	0675
D17	Main Fuel Jet Plug Screw Gasket	013094	013094	---	013094	013094	013094
D18	Nozzle Check Valve	012510	012084	012699	012510	012510	012510
	Throttle Lever	---	012825	---	---	---	---
C5	Throttle Lever Assembly	---	---	04911	---	---	---
C9	Throttle Lever Assembly	---	---	---	012148	012148	012148
C10	Throttle Lever Assembly	012781	---	---	---	---	---
D11	Throttle Lever Ret. Nut	011755	*012956	---	011755	011755	011755
D16	*Throttle Lever Ret. Lockwasher	---	012958	---	---	---	---
D14	*Throttle Lever Ret. Screw & Lockwasher	012145	---	0240	012145	012145	012145
D17	*Throttle Lever Ret. Washer	07844	---	---	07844	07844	07844
A4	Throttle Shaft & Lever	013543	---	013543	013543	013543	013543
B2	Throttle Shaft	---	014050	---	---	---	---
33	Throttle Shaft Clip	09678	09678	---	09678	09678	09678
34	Throttle Shaft Clip Lockwasher	0992	0992	---	0992	0992	0992
35	Throttle Shaft Clip Ret. Screw	01974	01974	---	01974	01974	01974
36	*Throttle Shaft Return Spring	013541	014049	013818	013541	013541	013541
	Throttle Shaft Spacer (2)	---	---	*013817	---	---	---
37	Throttle Shutter	013534	013534	013534	013534	013534	013534
38	*Throttle Shutter Screw & Lockwasher	08942	08942	08942	08942	08942	08942
D9	Throttle Wire Connection	012406	---	---	---	---	---
D10	Throttle Wire Connection Ret. Clip	010392	---	---	---	---	---
D14	*Throttle Wire Ret. Screw	058	---	058	---	---	---
J9	*GASKET & PACKING SET.	GS-181	GS-180	GS-186	GS-180	GS-180	GS-181
40	REPAIR PARTS KIT.	RK-702	RK-725	RK-724	RK-682	RK-703	RK-685

(*) Indicates contents of REPAIR PARTS KIT

(#) Obtain complete HL-213A, 014025 and 013817 from Christensen Engr., 623 E. Los Angeles St., Moorpark, California

TILLOTSON MANUFACTURING CO.
PARTS AND SERVICE DIVISION
TOLEDO, OHIO 43612



BASIC PARTS ILLUSTRATIONS: See front cover for illustrations corresponding to reference numbers in list below.
SPECIAL PARTS ILLUSTRATIONS: See pages 3, 4, 5 and 6 for illustrations corresponding to reference letters in list below.

Carburetor Model	Superseding Model	Equipment
HL-217A		Power Machinery
HL-219A		Stow Manufacturing Company
HL-222A		HomeLife
HL-225A		Master Vibrator Company
*HL-227A		Christensen Engineering
HL-229A		Saxap Equipment Limited

Ref. No.	Part Name	HL-217A	HL-219A	HL-222A	HL-225A	HL-227A	HL-229A
41	*Accelerator Pump Ass.	----	----	014131	----	----	----
G12	Accelerator Pump Lever	----	----	014537	----	----	----
D16	Accelerator Pump Lever Lockwasher	----	----	06196	----	----	----
D13	Accelerator Pump Lever Ret. Screw	----	----	06393	----	----	----
42	*Accelerator Pump Spring	----	----	014132	----	----	----
1	Body (Service)	014039	014074	014137	014161	014212	014255
2	*Body Channel Cup Plug	----	012347	----	012347	----	----
D20	Body Channel Screen	----	012984	----	012884	----	----
F16	Body Channel Screen Ret. Ring	----	012345	----	012365	----	----
3	*Body Channel Welch Plug	02531	02531	02531	02531	02531	02531
D27	Choke Friction Ball	----	----	04784	----	----	----
4	Choke Friction Pin	----	05454	----	05454	----	05454
5	Choke Friction Spring	----	08805	08805	08805	----	08805
A1	Choke Shaft & Lever	----	----	014135	----	----	----
A12	Choke Shaft & Lever	012381	----	----	----	----	----
A15	Choke Shaft & Lever	----	D13421	----	013421	----	013164
E1	*Choke Shaft Return Spring	012183	----	----	----	----	----
04	Choke Shutter	012489	011893	011883	011883	----	----
6	Choke Shutter	----	----	----	----	----	013161
7	Choke Shutter Screw & Lockwasher	----	----	----	----	----	08942
8	Diaphragm Chamber Drain Screw	02232	02232	02232	02232	----	02232
9	Diaphragm Gasket	012473	012473	012473	012473	012473	012473
30	*Diaphragm	012475	012475	012475	012475	012475	012475
11	Diaphragm Cover	013544	012476	----	012476	013544	010526
11A	Diaphragm Cover	----	----	014085	----	----	----
12	Flange Gasket	012936	010730	014351	010730	012354	012354
13	Fuel Pump Gasket	012930	012930	012930	012930	012930	012930
14	*Fuel Pump Diaphragm	010531T	010531T	010531T	010531T	012698	010531T
15	Fuel Pump Body	013335	010523	013506	010525	013335	010525
16	Fuel Pump Body Screw & Lockwasher (6)	010098	010098	010098	010098	010098	010098
17	*Fuel Strainer Screen	010530	010530	012918	010530	010530	010530
18	Fuel Strainer Cover Gasket	010529	010529	010529	010529	010529	010529
19	Fuel Strainer Cover	010527	010527	011815	010527	010527	010527
20	*Fuel Strainer Cover Retaining Screw	010571	010571	011814	010571	010571	010571
D17	Fuel Strainer Cover Retaining Screw Gasket	----	----	02817	----	----	----
21A	*Idle Mixture Screw	011716A	011498	013050	011498	011498	011498
21B	*Idle Mixture Screw Spring	08793	08793	08793	08793	08793	08793
21C	Idle Mixture Screw Washer	011428	011428	011428	012428	011428	011428
D17	Idle Mixture Screw Washer (Thick)	----	04820	----	----	----	----
21D	Idle Mixture Screw Packing	011401	011401	011401	011401	011401	012401
23	*Idle speed screw	05093	05093	----	05093	05093	05093
24	*Idle Speed Screw Spring	0788	0788	----	0788	0788	0788
25	*Inlet Control Lever	014020	014020	014020	014020	014020	010513
D26	*Inlet Control Lever Fulcrum Pin	----	----	----	----	013406	----
D11	*Inlet Control Lever Fulcrum Pin Ret. Screw	----	----	----	----	013269	----
26	*Inlet Control Lever Pinion Screw	010581	010581	010581	010581	----	010581
27	*INLET NEEDLE SEAT & GASKET	014035	014035	014035	014035	014035	014254
28	Inlet Seat Gasket	010165	010165	010165	010165	010165	010165
29	*Inlet Tension Spring	011503	011503	011503	011503	011503	011503
30A	*High Speed Mixture Screw	011694	011718	012616	011718	012225	012225
30B	*High Speed Mixture Screw Spring	08793	08793	08793	08793	08793	013823
30C	High Speed Mixture Screw Washer	011428	011428	011428	011428	011428	011428
D17	High speed Mixture Screw Washer (Thick)	----	04820	----	----	----	----
30D	High Speed Mixture Screw Packing	011401	011401	011401	011401	011401	011401
D18	Nozzle Check Valve	012084	----	014144	----	012084	012084
C9	Throttle Lever Ass.	----	012248	----	----	----	013394
D11	Throttle Lever Ret. Nut	----	011753	----	----	----	011755
D14	*Throttle Lever Ret. Screw & Lockwasher	----	012143	----	----	----	012143
D17	*Throttle Lever Ret. Washer	----	07844	----	----	----	07844
A4	Throttle Shaft & Lever	013188	012091	014134	012091	----	013165
A43	Throttle Shaft & Lever	----	----	----	----	013997	----
32	Throttle Shaft Bushings (2)	09780	----	----	----	----	----
33	Throttle Shaft Clip	09678	09678	09678	09678	013219	09678
34	Throttle Shaft Clip Lockwasher	0992	0992	0992	0992	----	0992
35	Throttle Shaft Clip Ret. Screw	01974	01974	01974	01974	010280	01974
36	*Throttle Shaft Return Spring	012244	----	----	010775	----	010775
D2	*Throttle Shaft Return Spring	----	----	----	----	----	----
17	Throttle Shutter	012089	08646	012089	08646	013534	013160
38	*Throttle Shutter Screw & Lockwasher	08942	08942	08942	08942	08942	08942
D14	*Throttle Wire Ret. Screw	----	----	----	----	012303	----
39	*GASKET & PACKING SET	GS-158	GS-155	GS-196	GS-155	GS-158	GS-158
40	REPAIR PARTS KIT	RK-734	RK-721	RK-717	RK-605	RK-745	RK-747

(*) Indicates contents of REPAIR PARTS KIT
 (†) Obtain complete HL-227A from Christensen Engr., 621 E. Los Angeles St., Norcross, California

Carburetor Model	Superseding Model	Equipment
HL-231A		Harley-Davidson
HL-232A		Chrysler Outboard Corp.
HL-233A		Bombardier
HL-236A		Moorhead Plastics Inc.
HL-237A		Rupp Manufacturing Company
HL-238A		Jiger Corporation

Ref. No.	Part Name	HL-231A	HL-232A	HL-233A	HL-236A	HL-237A	HL-238A
1	Body (Service)	014270	014290	014312	014346	014341	014414
3	*Body Channel Welch Plug	02531	02531	02531	02531	02531	02531
D27	Choke Friction Ball	----	04784	04784	04784	----	04784
5	Choke Friction Spring	----	08805	08805	08805	----	08805
B6	Choke Shaft	----	----	----	----	----	013597
A12	Choke Shaft & Lever	014269	----	----	----	----	----
A17	Choke Shaft & Lever	----	----	014309	----	----	----
A32	Choke Shaft & Lever	----	014288	----	013540	----	----
E1	*Choke Shaft Return Spring	013507	----	----	----	----	----
D17	*Choke Shaft Seal	011072	----	----	----	----	----
D17	Choke Shaft Seal Washer	07847	----	----	----	----	----
6	Choke Shutter	014045	013547	013547	013547	----	013547
7	Choke Shutter Screw & Lockwasher	08942(2)	08942	08942	08942	----	08942
D9	Choke Wire Connection	012328	----	----	----	----	----
D10	Choke Wire Connection Clip	010392	----	----	----	----	----
D17	Choke Wire Connection Clip Washer	012174	----	----	----	----	----
D14	Choke Wire Retaining Screw	058	----	----	----	----	----
9	Diaphragm Gasket	012473	012473	012473	012473	012473	012473
10	*Diaphragm	012475	012475	012475	012475	012475	012475
11	Diaphragm Cover	014336	013228	013549	013549	013228	013549
12	Flange Gasket	012354	012354	012354	012354	012354	012354
13	Fuel Pump Gasket	012930	012930	012930	012930	012930	012930
14	*Fuel Pump Diaphragm	012698	012698	014230	014230	012698	014230
A4A	*Fuel Pump Diaphragm	----	----	014229	014229	----	014229
15	Fuel Pump Body	010525	013335	013335	013335	013335	013335
16	Fuel Pump Body Screw & Lockwasher (6)	010098	010098	010098	010098	010098	010098
17	*Fuel Strainer Screen	010530	010530	010530	011516	----	010530
18	Fuel Strainer Cover Gasket	010529	010529	010529	010529	010529	010529
19	Fuel Strainer Cover	010527	010527	010527	010527	010527	010527
20	*Fuel Strainer Cover Ret. Screw	010571	010571	010571	010571	010571	010571
21A	*Idle Mixture Screw	011825	011498	011498	011498	011498	011498
21B	*Idle Mixture Screw Spring	08793	08793	08793	08793	08793	08793
21C	Idle Mixture Screw Washer	011428	011428	011428	011428	011428	011428
21D	Idle Mixture Screw Packing	011401	011401	011401	011401	011401	011401
23	*Idle Speed Screw	05095	05095	012177	05095	05095	05095
D22	Idle Speed Screw Cup	----	----	010050	----	----	----
24	*Idle Speed Screw Spring	0788	0788	0788	0788	0788	0788
D17	Idle Speed Screw Washer	----	----	04920	----	----	----
25	*Inlet Control Lever	014020	014020	010513	014020	010513	014020
D26	*Inlet Control Lever Fulcrum Pin	013406	013406	013406	013406	013406	013406
D13	*Inlet Control Lever Fulcrum Pin Screw	013269	013269	013269	013269	013269	013269
27	*INLET NEEDLE SEAT & GASKET	014053	014053	013546	014053	014370	014053
28	Inlet Seat Gasket	010165	010165	010165	010165	010165	010165
29	*Inlet Tension Spring	011503	011503	011503	011503	011503	011503
30A	*High Speed Mixture Screw	----	012225	014311	012225	012225	----
30B	*High Speed Mixture Screw Spring	----	08793	08793	08793	08793	----
30C	High Speed Mixture Screw Washer	----	011428	011428	011428	011428	----
30D	High Speed Mixture Screw Packing	----	011401	011401	011401	011401	----
D24	*Main Fuel Jet (.039)	----	----	----	----	----	013266
D24	*Main Fuel Jet (.041)	012370	----	----	----	----	----
D17	Main Fuel Jet Gasket	06076	----	----	----	----	06076
D12	Main Fuel Jet Plug Screw	0675	----	----	----	----	0675
D17	Main Fuel Jet Plug Screw Gasket	013094	----	----	----	----	013094
D18	Nozzle Check Valve	012084	012084	012084	012510	012700	012510
C3	Throttle Lever	----	----	----	----	010783	----
C10	Throttle Lever Assembly	----	----	----	012781	----	----
C14	Throttle Lever	014266	----	----	----	----	----
D11	Throttle Lever Ret. Nut	*012956	----	----	011755	----	----
D13	*Throttle Lever Screw	----	----	----	----	09066	----
D16	*Throttle Lever Lockwasher	012958	----	----	----	06396	----
D14	*Throttle Lever Ret. Screw & Lockwasher	----	----	----	012145	----	----
D17	*Throttle Lever Ret. Washer	----	----	----	07844	----	----
B2	Throttle Shaft	014050	----	----	----	----	----
B4	Throttle Shaft	----	----	----	----	014340	----
A4	Throttle Shaft & Lever	----	013711	----	013543	----	013543
A33	Throttle Shaft & Lever	----	----	013997	----	----	----
33	Throttle Shaft Clip	09678	09678	013219	09678	09678	09678
34	Throttle Shaft Clip Lockwasher	0992	0992	----	0992	0992	0992
35	Throttle Shaft Clip Ret. Screw	01974	01974	010280	01974	01974	01974
36	*Throttle Shaft Return Spring	014049	013541	----	013541	013541	013541
E2	*Throttle Shaft Return Spring	----	----	013998	----	----	----
37	Throttle Shutter	013534	013534	013534	013534	013534	013534
38	*Throttle Shutter Screw & Lockwasher	08942	08942	08942	08942	08942(2)	08942
D9	Throttle Wire Connection	----	----	012406	----	----	----
D10	Throttle Wire Connection Ret. Clip	----	----	010392	----	----	----
D14	*Throttle Wire Ret. Screw	----	----	012305	058	----	----
39	*GASKET & PACKING SET	GS-180	GS-158	GS-158	GS-197	GS-158	GS-181
40	REPAIR PARTS KIT	RK-784	RK-737	RK-752	RK-751	RK-761	RK-765

[*] indicates contents of REPAIR PARTS KIT

TILLOTSON MANUFACTURING CO.
PARTS AND SERVICE DIVISION
TOLEDO, OHIO 43612