

REMINGTON

SAW CHAIN – BARS – SPROCKETS AND ACCESSORIES PRICE LIST



Effective date: November, 1970
Supersedes all previous price lists.
All prices subject to change without notice.
All orders subject to prices in effect at time of shipment.

- CONTENTS -

Definitions, Pitch—Gauge—Kerf	3
PowerFlite Saw Chain Number Code	3
Saw Chain Ordering Information	3
PowerFlite Saw Chain Parts	3
Replacing Damaged Cutters	4
Replacing Damaged Side Links	4
Replacing Damaged Drive Links	4
Repairing Damaged Drive Links	4
Replacement Repair Kits	4, 17
PowerFlite Saw Chain Identification Chart	5
PowerFlite Saw Chain Change-Over Chart	5
Remington PowerFlite Bars — Sprockets — Saw Chain For Current Remington Models	6
PowerFlite Cut Lengths for Popular Make Chain Saws	7-15
Atlanta Tubesing	7
Barker Saw Company	7
Clinton	7
Cox	7
Fairmont	7
Hoffco	7-8
Homelite	8-9
Indian (Almart)	9
Lamb	9
Lancaster (C.B. Tool Co.)	9
Lombard	9
McCulloch	10
Mitchell Mfg. Company	11
Monark (Falls Products)	11
Mono	11
Montgomery Ward	11
Partner	12
Pioneer (I.E.L.)	12
Poulan	12-13
Remington	13
Root Mfg. Co.	13
Sears (David Bradley)	13-14
Skil (P.M. Canada)	14
Solo	14
Stihl	14
PowerFlite Saw Chain Lengths Recommended List Prices	15-16
PowerFlite Reels	17
Replacement Repair Kits	4, 17
PowerFlite Roller Nose and Hard Nose Guide Bars	18-19
Replacement Sprockets	20-21
PowerFlite Accessories	22-23

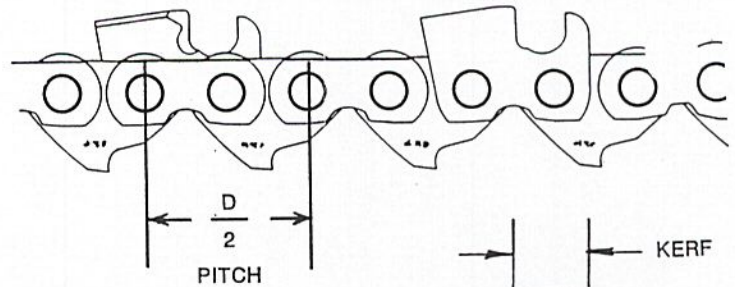
IMPORTANT POINTS TO REMEMBER

When selling a customer a new chain:

- Be sure to install a new sprocket with new chain.
- Make certain his guide bar is in good condition.
- Make certain his chain is "broken-in" correctly.
- Make certain he knows how to maintain chain correctly.
- Be sure chain is installed in correct direction and tensioned properly.
- Show customer how to break in and maintain his chain, according to the instructions packed with each chain.

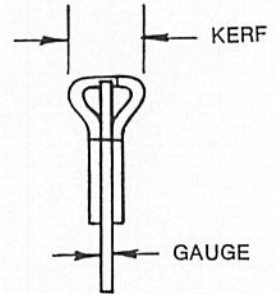
PITCH

A chain's Pitch is determined by measuring the distance from the center of any first and third rivet, and dividing by two.



KERF

Kerf is the width of the cut made by the chain.



GAUGE

A chain's Gauge is the thickness of the drive link measured at the tang.

Since normal wear will make it difficult to accurately measure used chain, it is wise to look for stamped identification on side of links and cutters.

PowerFlite SAW CHAIN NUMBER CODE

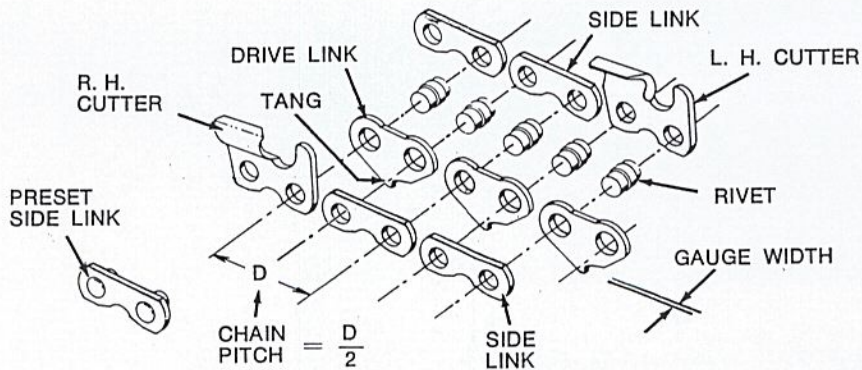
- 38 = 3/8" Pitch .058 Gauge
- 30 = 3/8" Pitch .050 Gauge
- 49 = .404" Pitch .058 Gauge
- 43 = .404" Pitch .063 Gauge

- 78 = 7/16" Pitch .058 Gauge
- 73 = 7/16" Pitch .063 Gauge
- 58 = 1/2" Pitch .058 Gauge
- 53 = 1/2" Pitch .063 Gauge
- 20 = 1/4" Pitch .050 Gauge

ORDERING INFORMATION

When ordering SAW CHAIN, Always specify the PITCH, GAUGE and LENGTH.

When ordering SAW CHAIN PARTS, locate the part in the illustration and order by its INDIVIDUAL PIECE PART NUMBER.



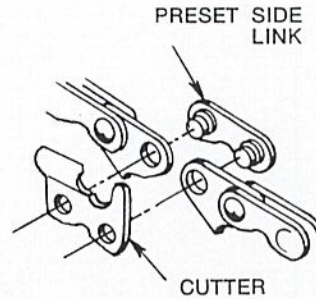
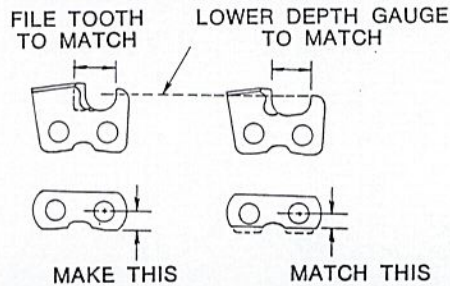
WRITE FOR THE ADDRESS OF YOUR NEAREST DEALER OR DISTRIBUTOR

PowerFlite SAW CHAIN PARTS

Pitch	1/4"		3/8"		.404"		7/16"		1/2"		
Gauge	.050"	.050"	.058"	.058"	.063"	.058"	.063"	.058"	.063"		List Price
Drive Link	65889	64785	64563	65771	61117	60281	61249	60516	60517		.15
L. H. Cutter	65886	65946	65946	64208B	64208B	62648B	62648B	60514B	60514B		.65
R. H. Cutter	65887	65947	65947	64209B	64209B	62649B	62649B	60515B	60515B		.65
Side Link	65892	64562	64562	60696B	60696B	60277B	60277B	60512B	60512B		.10
Rivet	65891	64561	64561	61116	61116	60282	61116	60522	60523		.10
Pre-set Side Link	65983	64566	64566	61049B	61049B	60387B	61248B	60525B	61057B		.20

REPLACING DAMAGED CUTTERS

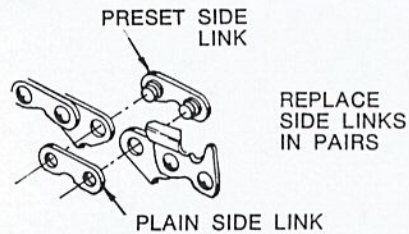
Always install a new side link when installing a new cutter. Make sure the bottoms of the new cutter and side link "match" the bottoms of the rest of the chain — if the chain is worn from use, file the bottoms of the new links to match the worn links. Also, file the new cutter tooth to match the old teeth, and lower the depth gauge to match the old depth gauges.



INSTALL A NEW SIDE LINK WITH EACH NEW CUTTER

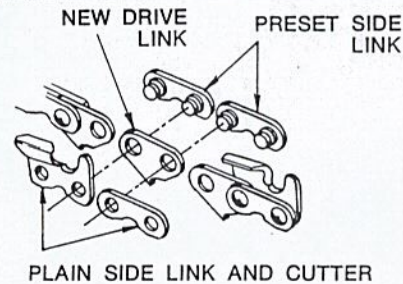
REPLACING DAMAGED SIDE LINKS

Use a preset side link and a plain side link to rejoin chain.



REPLACING DAMAGED DRIVE LINKS

With each new drive link install two preset side links and two plain side links (or a plain side link and a cutter).

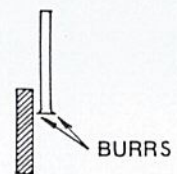


REPAIRING DAMAGED DRIVE LINKS

Use the proper diameter round file to reshape the tang. Smooth sides of tang with a flat file. Check bar and sprocket for cause of damage.



KEEP TANG SHARP WITH 1/4 INCH DIA. FILE



USE A FLAT FILE TO REMOVE BURRS

REPLACEMENT REPAIR KITS* (cutters not included)

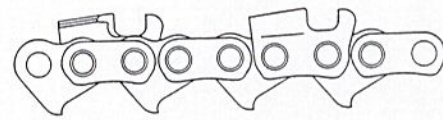
Pitch	Gauge	Part No.	Price
3/8"	.050"	64554	.95
3/8"	.058"	64549	.95
.404"	.058"	66184	.95
.404"	.063"	61050B	.95
7/16"	.058"	60286B	.95
7/16"	.063"	61247B	.95
1/2"	.058"	60528B	.95
1/2"	.063"	61056B	.95
1/4"	.050"	65980	.95

*Order cutters separately — See page 3.

PowerFlite
CHAIN IDENTIFICATION CHART

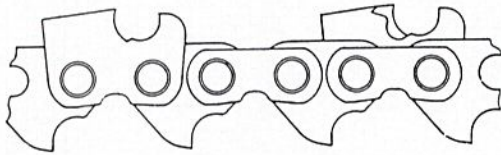
The full-scale drawings identify popular PowerFlite chains. Chain Pitches are called out under each chain segment.

SHOWN ACTUAL SIZE

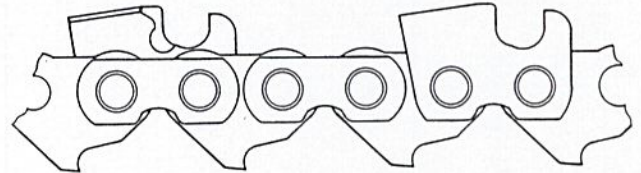


1/4" Pitch

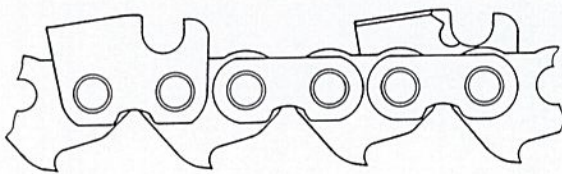
SHOWN ACTUAL SIZE



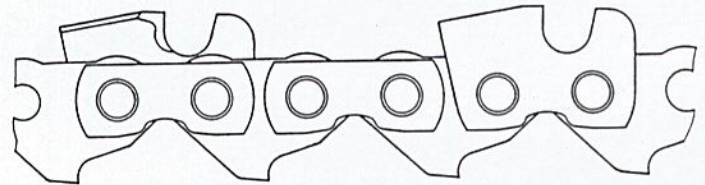
3/8" Pitch



7/16" Pitch




.404" Pitch



1/2" Pitch

PowerFlite SAW CHAIN CHANGE-OVER CHART

(How to Replace other Chain with *PowerFlite*)



REMINGTON PowerFlite	NO. 38 3/8" Pitch .058 Gauge	NO. 30 3/8" Pitch .050 Gauge	NO. 49 .404" Pitch .058 Gauge	NO. 43 .404" Pitch .063 Gauge	NO. 78 7/16" Pitch .058 Gauge	NO. 73 7/16" Pitch .063 Gauge	NO. 58 1/2" Pitch .058 Gauge	NO. 53 1/2" Pitch .063 Gauge	NO. 20 1/4" Pitch .050 Gauge
OREGON	73D	72D	51AC3 58AC	52AC3 59AC	61AC3 68AC	62AC3 69AC	9AC 31C3	10AC 32C3	102C
SABRE	48	18	14	24	17	27	15	25	16
PIONEER	B7EH	B7EL	C6EH	C6EJ	D6EH	D6EJ	F6EH	F6EJ	—
McCULLOCH	—	—	SM-65 SL-65	SM-65-63 SL-65-63	SM-7 SL-7	SM-7-63 SL-7-63	SM-8 SL-8	SM-8-63 SL-8-63	S25
ATKINS	—	—	458-C	463-C	758-C	763-C	158-C	163-C	—
CARLTON	A-2	A-1	B-2E	B-3E	C-2E	C-3E	D-2E	D-3E	—
WINDSOR	B58	B50	C58	C63	D58	D63	F58	F63	—

"ADVANCED DESIGN" FEATURES MAKE SAWING EASIER!

**REMINGTON GUIDE BARS – SPROCKETS – SAW CHAIN FOR
CURRENT REMINGTON MODELS**

SAW MODEL	SPROCKET CAT. NO.	PRICE	INCH CAP.	GUIDE BAR	PRICE	1/4" PITCH CHAIN		PRICE
						CAT. NO.	IN. LG.	
SL-10 SL-10A	P7-259	\$5.95	15	P1013N	\$27.00	20PF80	40.3	\$22.40
						3/8" PITCH CHAIN		
SL-9	P5-387	\$5.95	12 15	P1010 P1013	\$27.95 27.00	30PF48 30PF56	35.2 41.1	\$19.44 22.68
PL-4 SL-11 PL-55 S-11A PL-55A	*A23-387	\$5.95	15 17 19 21 23	A1013 A1014 A1015 A1016 A1017	\$29.95 31.20 32.45 33.85 35.25	30PF56 30PF62 30PF68 30PF72 30PF78	41.1 45.5 49.9 52.8 57.2	\$22.68 25.11 27.54 29.16 31.59
*Use 64592 Sprocket Race								
						.404" PITCH CHAIN		
						CAT. NO.	IN LG	
PL-4 SL-11 SL-11A	*A21-407	\$5.95	12 15 19 23 26	A2810 A2813 A2815 A2817 A2820	\$27.95 29.95 32.45 35.25 36.95	49PF44 49PF52 49PF61 49PF71 49PF78	35.7 42.2 49.5 57.6 63.3	\$18.48 21.84 25.62 29.82 32.76
*Use 64340 Sprocket Race								
PL-6 PL-6A PL-7 PL-7A	A2-408	\$6.95	18 21 24 31 38 41	A2815 A2817 A2820 A2825 A2830 A2835	\$32.45 35.25 36.95 41.95 48.95 52.95	49PF62 49PF72 49PF79 49PF95 49PF112 49PF119	50.3 58.4 64.1 77.1 90.8 96.5	\$26.04 30.24 33.18 39.90 47.04 49.98
S754 Bantam S660 S770 S990	A2-408 A2-408 A2-408 A2-408 A20-408	\$6.95 6.95 6.95 6.95 8.95	17 21 24 31 37 40	A2815 A2817 A2820 A2825 A2830 A2835	\$32.45 35.25 36.95 41.95 48.95 52.95	49PF62 49PF72 49PF79 49PF95 49PF112 49PF119	50.3 58.4 64.1 77.1 90.8 96.5	\$26.04 30.24 33.18 39.90 47.04 49.98
EL	D1-408	\$4.95	14 19	D2810 D2815	\$27.95 32.45	49PF50 49PF61	40.5 50.3	\$21.00 25.62
1P	D1-408	\$4.95	12	D2810	\$27.95	49PF50	40.5	\$21.00
3E	D1-437	\$4.95	24 36	C2820 C2830	\$36.95 48.95	78PF72 78PF102	63.2 89.5	\$32.40 45.90
6P	B1-437	\$5.85	18 24 31 38	B2815 B2820 B2825 B2830	\$32.45 36.95 41.95 48.95	78PF58 78PF73 78PF89 78PF104	50.9 64.1 78.1 91.3	\$26.10 32.85 40.05 46.80
						BOW SAW		
PL-7B & PL-7AB PL-55B & PL-55AB SL-11B & SL-11AB	A2-408 *A23-387 *A23-387	\$6.95 5.95 5.95	15 14 14	65917 65916 65916	\$57.00 57.00 57.00	49PF80 30PF80 30PF80	64.9 58.6 58.6	\$33.60 32.40 32.40
*Use 64592 Sprocket Race								

PowerFlite CUT LENGTHS FOR POPULAR MAKE CHAIN SAWS

ATLANTA TUBESING

Models: T5, T50, T55, T60, T80, T90, T100 Direct Drive

Original Equipment Chain Lengths

Bar Length	.404" Pitch .063 Gauge PowerFlite	Price	3/8" Pitch .050 Gauge PowerFlite	Price
16"	43PF55	\$23.10	30PF59	\$23.90
20"	43PF64	26.88	30PF69	27.95
24"	43PF75	31.50	30PF81	32.81
28"	43PF85	35.70		
15" Bow	43PF79	33.18		

BARKER SAW COMPANY

Models: Klipper, Super 44, Super 55, Super 66, H61, H71, H72, H91 Direct Drive

Original Equipment Chain Lengths

Bar Length	.404" Pitch .063 Gauge PowerFlite	Price	7/16" Pitch .063 Gauge PowerFlite	Price
16"	43PF58	\$24.36	73PF51	\$22.95
20"	43PF64	26.88	73PF60	27.00
24"	43PF80	33.60	73PF74	33.30
30"	—	—	73PF86	38.70

Models: GT5, GT6, GT7 Direct Drive

Original Equipment Chain Lengths

Bar Length	3/8" Pitch .050 Gauge PowerFlite	Price
16"	30PF59	\$23.90
20"	30PF68	27.54
24"	30PF81	32.81
28"	30PF92	37.26

CLINTON

Models: D25, D35, D40, D55, D65, D50C, D60F, D60C, D65 Direct Drive

Original Equipment Chain Lengths for Clinton Stellite Bars

Bar Length	7/16" Pitch .058 Gauge PowerFlite	Price	.404" Pitch .058 Gauge PowerFlite	Price
16"	78PF52	\$23.40	49PF56	\$23.52
20"	78PF61	27.45	49PF66	27.72
26"	78PF75	33.75	49PF80	33.60

CLINTON (Cont'd.)

Original Equipment Chain Lengths for Clinton Roller Nose Bars

Bar Length	7/16" Pitch .058 Gauge PowerFlite	Price	.404" Pitch .058 Gauge PowerFlite	Price
16"	78PF58	\$26.10	49PF62	\$26.04
20"	78PF66	29.70	49PF72	30.24
26"	78PF80	36.00	49PF86	36.12

Model Peerless #150

Bar Length	3/8" Pitch .050 Gauge PowerFlite	Price	.404" Pitch .058 Gauge PowerFlite	Price
13"	30PF48	\$19.44	49PF44	\$18.48
15"	30PF57	23.09	49PF52	21.84
19"	30PF68	27.54	48PF61	25.62
23"			49PF71	29.82

COX

Model: 140

Original Equipment Chain Lengths

Bar Length	3/8" Pitch .050 Gauge PowerFlite	Price
12"	30PF48	\$19.44

FAIRMONT

Models: H5200, H5210, Hydraulic

Bar Length	1/2" Pitch .063 Gauge PowerFlite	Price
20"	53PF59	\$29.50
30"	53PF78	39.00

HOE (See Partner)

HOFFCO

Models: 88, Super 88, Super 70, Super 90, Timberline T81, T47, T58, T-4, T-8 — Direct Drive

Original Equipment Chain Lengths

Bar Length	7/16" Pitch .058 Gauge PowerFlite	Price	1/2" Pitch .058 Gauge PowerFlite	Price
14"	78PF46	\$20.70	58PF40	\$20.00
16"	78PF50	22.50	58PF44	22.00
20"	78PF60	27.00	58PF52	26.00
24"	78PF69	31.05	58PF60	30.00
30"	78PF83	37.35	58PF72	36.00
36"	78PF101	45.00	58PF88	44.00

HOFFCO (Cont'd.)

**Models: Comet D4, D58, Timberline T4, T58 — Direct Drive — (1965 and 1966 Models)
Original Equipment Chain Lengths**

Bar Length	7/16" Pitch .058 Gauge PowerFlite		.404" Pitch .058 Gauge PowerFlite		1/2" Pitch .058 Gauge PowerFlite	
		Price		Price		Price
14"	78PF51	\$22.95	49PF54	\$22.68	58PF44	\$22.00
16"	78PF56	25.20	49PF61	25.62	58PF49	24.50
18"	78PF60	27.00	49PF65	27.30	58PF52	26.00
24"	78PF72	32.40	49PF78	32.76	58PF63	31.50
30"	78PF88	39.60			58PF77	38.50
36"	78PF100	44.55			58PF88	44.00
40"	78PF106	47.25			58PF92	46.00

**Models: 6.45, 6.45WC, Super 6.45, R47, R58 —
Gear Drive**

Original Equipment Chain Lengths

Bar Length	1/2" Pitch .058 Gauge PowerFlite	Price
16"	58PF49	\$24.50
18"	58PF52	26.00
24"	58PF63	31.50
30"	58PF77	38.50
36"	58PF88	44.00
40"	58PF92	46.00

**Models: Super 510, Timberline 480, 490, D51 —
Direct Drive**

Bar Length	3/8" Pitch .050 Gauge PowerFlite	Price
12"	30PF48	\$19.44
16"	30PF59	23.90
20"	30PF69	27.95
24"	30PF81	32.81
28"	30PF92	37.26

Models: KC10, KC14

Bar Length	.404" Pitch .058 Gauge PowerFlite	Price
10"	49PF39	\$16.38
14"	49PF50	21.00

HOMELITE

Models: 909D, 900D, 990D, 995D, 9-23, BUZ, 500 — Direct Drive

CUT LENGTH CHAIN FOR SOLID AND ROLLER NOSE BARS

Bar Length	.404" Pitch .063 Gauge PowerFlite		7/16" Pitch .063 Gauge PowerFlite		1/2" Pitch .063 Gauge PowerFlite	
		Price		Price		Price
14"	43PF54	\$22.68	73PF50	\$22.50	53PF45	\$22.50
17"	43PF62	26.04	73PF58	26.10	53PF51	25.50
21"	43PF71	29.82	73PF66	29.70	53PF58	29.00
25"	43PF82	34.44	73PF76	34.20	53PF67	33.50
30"	43PF95	39.90	73PF88	39.60	53PF77	38.50
36"	43PF107	44.94	73PF100	44.55	53PF87	43.50

Models: 600D, ZIP, 700D, 707D, 770D, 775D, 719, EZ, C-5, C-51, C-7, C-71, C-9, C-91, XP1000, XP1020, XP1020AO, Super XP1020, Super XP1020AO, XP2000 — Direct Drive

CUT LENGTH CHAIN

Bar Length	7/16" Pitch .063 Gauge PowerFlite		1/2" Pitch .063 Gauge PowerFlite		.404" Pitch .063 Gauge PowerFlite		3/8" Pitch .050 Gauge PowerFlite	
		Price		Price		Price		Price
14"	73PF50	\$22.50	53PF44	\$22.00	43PF54	\$22.68	30PF59	\$23.90
17"	73PF58	26.10	53PF50	25.00	43PF62	26.04	30PF69	27.95
21"	73PF66	29.70	53PF57	28.50	43PF71	29.82	30PF78	31.59
25"	73PF76	34.20	53PF66	33.00	43PF82	34.44	30PF90	36.45
30"	73PF88	39.60	53PF77	38.50	43PF95	39.90		

HOMELITE (Cont'd.)

Models: EZ, EZA, XL-12, Super XL-12, Super XL, XL-15, Super XL-15, XL Automatic, XL-101, XL-102, XL-103, XL-104, XL-500 Automatic, XL-700, XL-800, XL-850, XL-875, XL-901, XL-903, XL-904 — Direct Drive

FOR ROLLER AND SOLID NOSE BARS

Bar Length	3/8" Pitch .050 Gauge PowerFlite	Price
12"	30PF49	\$19.85
16"	30PF59	23.90
20"	30PF69	27.95
24"	30PF81	32.81
28"	30PF92	37.26
30"	30PF98	39.69
36"	30PF116	46.95

Models: 900G, 909G, 990G, 995G, 9-26, 700G, 707G, 770G, 7-21, 6-22, WIZ, Super WIZ, 5-20, 4-20, Super WIZ66, XP1100, XP1130, Super 77, 775G, Super WIZ-55, Super XP1130AO — Gear Drive — Original Equipment

CHAIN LENGTHS FOR SOLID AND ROLLER NOSE BARS

Bar Length	1/2" Pitch .063 Gauge PowerFlite	Price	7/16" Pitch .063 Gauge PowerFlite	Price
16"	53PF45	\$22.50	73PF52	\$23.40
18"	53PF49	24.50	73PF56	25.20
19"	53PF51	25.50	73PF59	26.55
20"	53PF52	26.00	73PF60	27.00
23"	53PF58	29.00	73PF67	30.15
28"	53PF67	33.50	73PF77	34.65
33"	53PF78	39.00	73PF89	40.05
38"	53PF87	43.50		

INDIAN (ALMART)

Models: 35, 50, 351, 352, 547H, 547HS, 558H, 561H, 582H, 651, 652 — Thunderbolt Direct Drive

Original Equipment Chain Lengths

Bar Length	7/16" Pitch .063 Gauge PowerFlite	Price	.404" Pitch .058 Gauge PowerFlite	Price
16"	73PF51	\$22.95	49PF52	\$21.84
20"	73PF60	27.00	49PF61	25.62
24"	73PF69	31.05	49PF71	29.82
30"	73PF88	39.60		
15" Bow	73PF73	32.40		

Models: Cobra, Spiegel, Trams — Direct Drive

Original Equipment Chain Lengths

Bar Length	7/16" Pitch .063 Gauge PowerFlite	Price
16"	73PF51	\$22.95
19"	73PF60	27.00
22"	73PF64	28.80
24"	73PF69	31.05
30"	73PF88	39.60
15" Bow	73PF73	32.40

LAMB

Models: SW-6, SWM6, SD5.8, SD7 — Direct Drive

Bar Length	.404" Pitch .058 Gauge PowerFlite	Price
16"	49PF56	\$23.52
20"	49PF66	27.72
24"	49PF76	31.92

Models: H6.1, H8.2 — Direct Drive

Bar Length	7/16" Pitch .063 Gauge PowerFlite	Price	1/2" Pitch .063 Gauge PowerFlite	Price
20"	73PF60	\$27.00	53PF53	\$26.50
21"	73PF65	29.25	53PF57	28.50
24"	73PF72	32.40	53PF63	31.50

LANCASTER (C. B. Tool Co.)

Models: 560-SL, 40-1L, 50HL, 60HL, 50SL, 65SL — Direct Drive

Bar Length	3/8" Pitch .050 Gauge PowerFlite	Price
16"	30PF59	\$23.90
19"	30PF69	27.95
24"	30PF90	36.45

LOMBARD

Models: L30, Super L30, L50, Super L50, Super L60, Super L70, Super L90, Super L100

Direct Drive: Solid and Roller Nose Bars

Original Equipment Chain Lengths

Bar Length	*.404" Pitch .063 Gauge PowerFlite	Price	7/16" Pitch .063 Gauge PowerFlite	Price
15"	43PF54	\$22.68	73PF51	\$22.95
17"	43PF62	26.04	73PF57	25.65
21"	43PF71	29.82	73PF65	29.25
25"	43PF82	34.44	73PF76	34.20
30"	43PF95	39.90	73PF87	39.15
36"	43PF108	45.36	73PF101	45.00

* 15" Solid Nose Bar Only

Models: AL42, Super AL42, Comango Super AL51, Lightning I, II, III, IV, V, GLP500, GLP500AO — Direct Drive

Original Equipment Chain Lengths

Bar Length	3/8" Pitch .050 Gauge PowerFlite	Price
12"	30PF48	\$19.44
16"	30PF59	23.90
20"	30PF69	27.95
24"	30PF81	32.81

MC CULLOCH

Direct Drive Models: 1-40, 1-41, 1-42, 1-43, 1-45, 1-46, 1-50, 1-51, 1-52, 1-53, 1-70, 1-71, 1-72, 1-75, 1-76, D44, D44A, Super 44, D30, D36, 250, 200, 740, 440, 380, MAC-15, 790, 450, 300, 550, 795, 797

CUT LENGTH CHAIN FOR SOLID AND ROLLER NOSE BARS

Bar Length	7/16" Pitch .058 Gauge PowerFlite		.404" Pitch .058 Gauge PowerFlite	
	PowerFlite	Price	PowerFlite	Price
*14"	78PF50	\$22.50	49PF54	\$22.68
17"	78PF56	25.20	49PF60	25.20
19"	78PF60	27.00	49PF65	27.30
24"	78PF72	32.40	49PF77	32.34

* 14" Solid Nose Only

CUT LENGTH CHAIN FOR SOLID AND ROLLER NOSE BARS

Bar Length	7/16" Pitch .058 Gauge PowerFlite		.404" Pitch .058 Gauge PowerFlite	
	PowerFlite	Price	PowerFlite	Price
31"	78PF88	\$39.60	48PF95	\$39.90
36"	78PF101	45.00	48PF108	45.36
42"	78PF114	50.85	48PF123	51.66

Bar Length	1/2" Pitch .058 Gauge PowerFlite		3/8" Pitch .058 Gauge PowerFlite	
	PowerFlite	Price	PowerFlite	Price
*14"	58PF44	\$22.00	38PF59	\$23.90
17"	58PF48	24.00	38PF66	26.73
19"	58PF52	26.00	38PF72	29.16
24"	58PF63	31.50	38PF86	34.83
31"	58PF77	38.50	38PF105	42.53
36"	58PF87	43.50		
42"	58PF99	49.50		

* 14" Solid Nose Only

Direct Drive Models: 1-10, 2-10, 3-10, 3-10E, 5-10, 5-10E, 6-10, 6-10AO, 10-10, 10-10E, 1010AO, Super 2-10A, 2-10PS

CUT LENGTH CHAIN FOR SOLID NOSE BARS — USE WITH 3/8" PITCH SPROCKET

Bar Length	3/8" Pitch .058 Gauge PowerFlite		.404" Pitch .058 Gauge PowerFlite	
	PowerFlite	Price	PowerFlite	Price
16"	38PF60	\$24.30	49PF55	\$23.10
20"	38PF71	28.76	49PF65	27.30
24"	38PF82	33.21	49PF74	31.08
28"	38PF92	37.26	49PF83	34.86

MC CULLOCH (Cont'd.)

Gear Drive Models: 1-60, 1-61, 1-62, 1-63, 1-80, 1-81, 1-82, 1-85, 1-86, 55A, Super 55A, 35, 39, Mac 35, 33, 640, 840, 35A, 650

Original Equipment Chain Lengths

Bar Length	.404" Pitch .058 Gauge PowerFlite	Price
16"	49PF55	\$23.10
18"	49PF60	25.20
20"	49PF65	27.30
26"	49PF78	32.76
33"	49PF95	39.90
38"	49PF108	45.36
Plunge Bow	49PF81	34.02

Bar Length	7/16" Pitch .058 Gauge PowerFlite	Price
14"	78PF45	\$20.25
16"	78PF51	22.95
18"	78PF56	25.20
20"	78PF61	27.45
26"	78PF73	32.85
33"	78PF88	39.60
38"	78PF101	45.00
44"	78PF114	50.85
Plunge Bow	78PF75	33.75

Gear Drive Models: 47, 49, 3-25, 4-30, 4-30A, 73, 77

Original Equipment Chain Lengths

Bar Length	7/16" Pitch .058 Gauge PowerFlite		1/2" Pitch .058 Gauge PowerFlite	
	PowerFlite	Price	PowerFlite	Price
14"	78PF51	\$22.95	58PF44	\$22.00
18"	78PF60	27.00	58PF52	26.00
24"	78PF74	33.30	58PF64	32.00
30"	78PF87	39.15	58PF76	38.00
36"	78PF100	44.55	58PF88	44.00
42"	78PF114	50.85	58PF100	50.00
15" Bow	78PF74	33.30	58PF64	32.00
18" Bow	78PF78	35.10	58PF68	34.00

Gear Drive Models: 1-92, 1-93, 940

Cut Length Chain for Solid Nose Bars

Bar Length	1/2" Pitch .058 Gauge PowerFlite	Price
19"	58PF52	\$26.00
25"	58PF64	32.00
31"	58PF76	38.00
37"	58PF88	44.00
43"	59PF100	50.00
51"	58PF117	58.50
60"	58PF137	68.50
15" Bow	58PF64	32.00
18" Bow	58PF68	34.00

MITCHELL MFG. COMPANY

Models: MK3, MK5, MK7, MK60, MK90 — Direct Drive

Bar Length	7/16" Pitch .063 Gauge PowerFlite	Price
16"	73PF50	\$22.50
20"	73PF60	27.00
25"	73PF74	33.30

Model: MK19

Bar Length	.404" Pitch .063 Gauge PowerFlite	Price
16"	43PF56	\$23.52
20"	43PF64	26.88

**Models: MK12, MK14 — Direct Drive
Original Equipment Chain Lengths**

Bar Length	3/8" Pitch .050 Gauge PowerFlite	Price
12"	30PF48	\$19.44
16"	30PF58	23.49
20"	30PF68	27.54
24"	30PF80	32.40
28"	30PF92	37.26

MONARK (FALLS PRODUCTS)

Models: 47, 81

Bar Length	.404" Pitch .058 Gauge PowerFlite	Price	7/16" Pitch .058 Gauge PowerFlite	Price	1/2" Pitch .058 Gauge PowerFlite	Price
18"	49PF66	\$27.72	78PF60	\$27.00	58PF52	\$26.00
22"	49PF74	31.08	78PF69	31.05	58PF60	30.00
30"	49PF94	39.48	78PF88	39.60	58PF76	38.00

Models: SKE, SKM — Direct Drive

Bar Length	1/2" Pitch .058 Gauge PowerFlite	Price	7/16" Pitch .058 Gauge PowerFlite	Price
14"	58PF40	\$20.00	—	—
16"	58PF44	22.00	—	—
18"	58PF48	24.00	78PF56	\$25.20
20"	58PF52	26.00	78PF60	27.00

MONO

Models: 47, 67, SL-147, SL-149, SL-249 — Direct Drive

Bar Length	7/16" Pitch .063 Gauge PowerFlite	Price	Roller Nose 7/16" Pitch .058 Gauge PowerFlite	Bar Length	Price
16"	73PF51	\$22.95	78PF57	18"	\$25.65
20"	73PF60	27.00	78PF66	21"	29.70
24"	73PF70	31.50	78PF72	24"	32.40

Models: 48, SL145, SL245, SL246 — Direct Drive

Bar Length	3/8" Pitch .050 Gauge PowerFlite	Price
12"	30PF48	\$19.44
16"	30PF60	24.30
18"	30PF67	27.14
20"	30PF70	40.10
24"	30PF77	31.19

MONTGOMERY WARD

Models: 24060, 24075, 24090, 24094, 24089, 24072, 24085, 24095, 24096, 24330, 24088 — Direct Drive

Bar Length	3/8" Pitch .050 Gauge PowerFlite	Price
12"	30PF48	\$19.44
15"	30PF56	22.68
17"	30PF62	25.11
19"	30PF68	27.54
23"	30PF78	31.59
14" Bow	38PF75	30.38
16" Solid Nose	30PF66	26.73

Saw chain for all older Montgomery Ward models available. When ordering specify Model Number, Overall Bar Length, Pitch, and Gauge of old chain.

See Change-Over Chart page No. 5.

PARTNER

Models: R-12, R-14 — Direct Drive

Bar Length	.404" Pitch .063 Gauge PowerFlite		7/16" Pitch .063 Gauge PowerFlite		1/2" Pitch .063 Gauge PowerFlite	
		Price		Price		Price
15"	43PF52	\$21.84	73PF48	\$21.60	53PF42	\$21.00
18"	43PF60	25.20	73PF56	25.20	53PF49	24.50
22"	43PF69	28.98	73PF64	28.80	53PF56	28.00
26"	43PF80	33.60	73PF74	33.30	53PF64	32.00
16" Bow	43PF79	33.18	73PF72	32.40	53PF63	31.50

Model: R16 — Direct Drive

Bar Length	3/8" Pitch .058 Gauge PowerFlite	Price
12"	38PF48	\$19.44
15"	38PF56	22.68
18"	38PF65	26.33
22"	38PF75	30.38

PIONEER (I.E.L.)

Models: HA, HB, HC, HM, JA, JB, JC, RA, 400, 400A, 700, 450, 550, 620, 650, 750, Super 620, 1HD, NU-17, 410, 600, 610, 11-10 (Wildcat I), 11-20, 11-30, 11-50, 11-60, 14-10 (Wildcat II), 14-20, 14-50, 17-50, 2400, 2460, Holiday — Direct Drive

Bar Length	7/16" Pitch .058 Gauge PowerFlite		.404" Pitch .058 Gauge PowerFlite		3/8" Pitch .058 Gauge PowerFlite	
		Price		Price		Price
16"	78PF52	\$23.40	49PF56	\$23.52	38PF61	\$24.71
20"	78PF60	27.00	49PF64	26.88	38PF70	28.35
24"	78PF67	30.15	49PF72	30.24	38PF79	32.00
28"	78PF78	35.10	49PF84	35.28	38PF93	37.67

Models: HA, HB, HC, HM, 400, NU-17, 410, 600, 610, 620, 700D, 450, 550, 650, 750, Super 620, 11-10 — Direct Drive

Bar Length	1/2" Pitch .058 Gauge PowerFlite	Price
16"	58PF45	\$22.50
20"	58PF52	26.00
24"	58PF58	29.00
28"	58PF68	34.00
32"	58PF80	40.00

Models: All Direct Drive except 700D, 750, 11-10

Bar Length	3/8" Pitch .050 Gauge PowerFlite	Price
14"	30PF59	\$23.90
17"	30PF69	27.95
21"	30PF78	31.59
25"	30PF90	36.45

Models: 700G, 850, 18-50 — Gear Drive

Bar Length	1/2" Pitch .058 Gauge PowerFlite	Price
20"	58PF56	\$28.00
24"	58PF64	32.00
28"	58PF72	36.00
32"	58PF80	40.00
36"	58PF88	44.00
42"	58PF100	50.00

POULAN

Models: 360, 361, 400, 401, 451, 450, 450 Automatic Direct Drive

Bar Length	3/8" Pitch .050 Gauge PowerFlite	Price
12"	30PF48	\$19.44
17"	30PF61	24.71
21"	30PF72	29.16
25"	30PF82	33.21
12" Bow	30PF80	32.40

Models: 47, 31, Super 31 Direct Drive

Bar Length	3/8" Pitch .050 Gauge PowerFlite	Price
16"	30PF61	\$24.71
20"	30PF72	29.16

Models: 31, 45, 65 Direct Drive

Bar Length	.404" Pitch .063 Gauge PowerFlite	Price
11"	43PF44	\$18.48
14"	43PF52	21.84
16"	43PF56	23.52
18"	43PF61	25.62
21"	43PF69	28.98
25"	43PF78	32.76
28"	43PF87	36.54
12" Bow	43PF71	29.82

POULAN (Cont'd.)

Models: 53, 67, 71, 91 Direct Drive

Bar Length	.404" Pitch .063 Gauge PowerFlite	Price
14"	43PF52	\$21.84
19"	43PF63	26.46
23"	43PF74	31.08
27"	43PF83	34.86
31"	43PF93	39.06

Models: 81, 83, 85, 61, 63 Direct Drive

Bar Length	7/16" Pitch .063 Gauge PowerFlite	Price
11"	73PF41	\$18.45
14"	73PF49	22.05
18"	73PF57	25.65
21"	73PF65	29.25
25"	73PF73	32.85
28"	73PF81	36.45
12" Bow	73PF66	29.70

Models: 48, 54, 68 Gear Drive

Bar Length	7/16" Pitch .063 Gauge PowerFlite	Price
15"	73PF49	\$22.05
19"	73PF59	26.55
23"	73PF68	30.60
27"	73PF77	34.65
31"	73PF86	38.70
8" Bow	73PF80	36.00
12" Bow	73PF64	28.80
13" Bow	73PF73	32.85

Models: 46, 62, 64, 66 Gear Drive

Bar Length	7/16" Pitch .063 Gauge PowerFlite	Price
15"	73PF48	\$21.60
18"	73PF56	25.20
22"	73PF64	28.80
25"	73PF72	32.40
29"	73PF80	36.00
8" Bow	73PF80	36.00
12" Bow	73PF64	28.80
13" Bow	73PF73	32.85

Models: S66, S68, 72, 84, 86 Gear Drive

Bar Length	1/2" Pitch .063 Gauge PowerFlite	Price
15"	53PF44	\$22.00
19"	53PF52	26.00
23"	53PF60	30.00
27"	53PF68	34.00
31"	53PF76	38.00
8" Bow	53PF68	34.00
15" Bow	53PF60	30.00
13" Bow	53PF64	32.00
18" Bow	53PF72	36.00
16" Bow	53PF72	36.00

REMINGTON

Models: GL7, SL5, GP, Silver Logmaster, Golden Logmaster, Super 65, Super 75, Super 75A, Pro 88, Super 660, Super 990 — Direct Drive

Bar Length	7/16" Pitch .058 Gauge PowerFlite	Price	.404" Pitch .058 Gauge PowerFlite	Price
17"	78PF57	\$25.65	49PF62	\$26.04
21"	78PF65	29.25	49PF72	30.24
24"	78PF72	32.40	49PF79	33.18
31"	78PF88	39.60	49PF95	39.90
37"	78PF102	45.45	49PF112	47.04

**Sprockets:
GP and Silver Logmaster
(1/2" dia. shaft)**

A5-437 \$ 7.95

GL7, SL5, Golden Logmaster

A1-437 \$ 6.95 A1-408 \$ 6.95

Super 65, Super 75, Super 75A, Super 660

A2-437 \$ 6.95 A2-408 \$ 6.95

(See Page 6 for all current REMINGTON chain saw models.)

ROOT MFG. CO.

Model: Lumberjack, Direct Drive

Bar Length	7/16" Pitch .063 Gauge PowerFlite	Price
16"	73PF51	\$22.95
17"	73PF58	26.10
20"	73PF60	27.10
21"	73PF66	29.70
24"	73PF70	31.50
25"	73PF76	34.20

SEARS (DAVID BRADLEY)

Models: 60002, 60004, 60007, 60008, 60011, 60014, 60017, 60019, 60021, 60024, 60026, 60028, 60031, 60033, 60035, 60036, 60041, 61402, 61404, 61407, 62802, 62804, 62811, 62812 — Direct Drive

Original Equipment Chain Lengths

Bar Length	7/16" Pitch .063 Gauge PowerFlite	Price
12"	73PF44	\$19.80
16"	73PF53	23.85
19"	73PF60	27.00
24"	73PF72	32.40

SEARS (DAVID BRADLEY) (Cont'd.)

Models: 60057, 60058, 60049, 63201, 63204, 63207, 350250, 350710, 351040, 351050, 351140, 351150 — Direct Drive

Bar Length	3/8" Pitch .050 Gauge PowerFlite	Price
16"	30PF63	\$25.52
17"	30PF63	25.52
21"	30PF73	29.57

Models: 60005, 60009, 60010, 60013, 60016, 60018, 60020, 60022, 60023, 60027, 60029, 60030, 60032, 60034, 60040, 60044, 61401, 61403, 61406, 62801, 62803, 62809, 62810 — Gear Drive

Bar Length	1/2" Pitch .063 Gauge PowerFlite	Price
16"	53PF44	\$22.00
20"	53PF52	26.00
26"	53PF64	32.00
32"	53PF76	38.00

SKIL (P.M. CANADIEN)

Models: 21, 175, 177, 187, 210, 270, 275, 350, 360 — Direct Drive

Bar Length	3/8" Pitch .058 Gauge PowerFlite	Price	.404" Pitch .058 Gauge PowerFlite	Price	1/2" Pitch .058 Gauge PowerFlite	Price
12"	38PF49	\$19.85	49PF44	\$18.48	—	—
15"	38PF57	23.09	49PF52	21.84	—	—
18"	38PF66	26.73	49PF60	25.20	58PF50	\$25.00
20"	38PF70	28.35	49PF64	26.88	58PF54	27.00
24"	38PF83	33.62	49PF76	31.92	58PF62	31.00
30"	38PF101	40.91	49PF92	38.64	58PF74	37.00
32"	—	—	49PF100	42.00	58PF81	40.50
36"	—	—	49PF104	43.26	58PF84	42.00

Models: 271, 276, Gear Drive

Bar Length	1/2" Pitch .058 Gauge PowerFlite	Price
18"	58PF50	\$25.00
20"	58PF54	27.00
24"	58PF62	31.00
30"	58PF74	37.00
32"	58PF81	40.50
36"	58PF84	42.00
42"	58PF100	50.00

SOLO

Models: 70A, Rex 604, 611, 635, 70D, Rex, Super Rex, Direct Drive

Bar Length	7/16" Pitch .063 Gauge PowerFlite	Price	.404" Pitch .063 Gauge PowerFlite	Price
17"	73PF58	\$26.10	43PF63	\$26.46
21"	73PF66	29.70	43PF72	30.24
25"	73PF76	34.20	43PF82	34.44

Models: 50, 630, Direct Drive

Bar Length	.404" Pitch .063 Gauge PowerFlite	Price	3/8" Pitch .050 Gauge PowerFlite	Price
16"	43PF56	\$23.52	30PF62	\$25.11
18"	43PF63	26.46	30PF69	27.95

STIHL

Models: D24 Lightning, 06, 06S, Direct Drive

Bar Length	.404" Pitch .063 Gauge PowerFlite	Price	7/16" Pitch .063 Gauge PowerFlite	Price
17"	43PF64	\$26.88	73PF60	\$27.00
21"	43PF72	30.24	73PF67	30.15
25"	43PF84	35.28	73PF78	35.10
33"	43PF100	42.00	73PF92	41.40
15" Bow	43PF80	33.60	73PF74	33.30

Models: 07, 08, 07S 08S, Direct Drive

Bar Length	.404" Pitch .063 Gauge PowerFlite	Price
13"	43PF48	\$20.16
17"	43PF60	25.20
21"	43PF68	28.56

Model: D24, Gear Drive


Bar Length	1/2" Pitch .063 Gauge PowerFlite	Price
17"	53PF52	\$26.00
21"	53PF58	29.00
25"	53PF68	34.00
33"	53PF80	40.00
15" Bow	53PF64	32.00

PowerFlite SAW CHAIN LENGTHS
RECOMMENDED LIST PRICES

Drive Links	3/8" Pitch .050 Gauge 30PF		3/8" Pitch .058 Gauge 38PF		.404" Pitch .058 & .063 Gauge 49PF		7/16" Pitch .058 & .063 Gauge 78PF		1/2" Pitch .058 & .063 Gauge 58PF	
	Length	Price	Length	Price	Length	Price	Length	Price	Length	Price
40	29 ³ / ₈	\$16.20	29 ³ / ₈	\$16.20	32 ³ / ₈	\$16.80	35 ¹ / ₈	\$18.00	40 ¹ / ₈	\$20.00
41		16.61		16.61	34	17.22		18.45		20.50
42	30 ³ / ₄	17.01	30 ³ / ₄	17.01		17.64	36 ⁷ / ₈	18.90	42 ¹ / ₈	21.00
43		17.42		17.42	34	18.06		19.35		21.50
44	32 ¹ / ₄	17.82	32 ¹ / ₄	17.82	35 ⁵ / ₈	18.48	38 ⁵ / ₈	19.80	44 ¹ / ₈	22.00
45		18.23		18.23		18.90		20.25		22.50
46	33 ³ / ₄	18.63	33 ³ / ₄	18.63	37 ¹ / ₄	19.32	40 ³ / ₈	20.70	46 ¹ / ₈	23.00
47		19.04		19.04		19.74		21.15		23.50
48	35 ¹ / ₄	19.44	35 ¹ / ₄	19.44	38 ⁷ / ₈	20.16	42 ¹ / ₈	21.60	48 ¹ / ₈	24.00
49		19.85		19.85		20.58		22.05		24.50
50	36 ³ / ₄	20.25	36 ³ / ₄	20.25	40 ¹ / ₂	21.00	43 ⁷ / ₈	22.50	50 ¹ / ₈	25.00
51		20.66		20.66		21.42		22.95		25.50
52	38 ¹ / ₈	21.06	38 ¹ / ₈	21.06	42 ¹ / ₈	21.84	45 ⁵ / ₈	23.40	52 ¹ / ₈	26.00
53		21.47		21.47		22.26		23.85		26.50
54	39 ⁵ / ₈	21.87	39 ⁵ / ₈	21.87	43 ³ / ₄	22.68	47 ³ / ₈	24.30	54 ¹ / ₈	27.00
55		22.28		22.28		23.10		24.75		27.50
56	41 ¹ / ₈	22.68	41 ¹ / ₈	22.68	45 ³ / ₈	23.52	49 ¹ / ₈	25.20	56 ¹ / ₈	28.00
57		23.09		23.09		23.94		25.65		28.50
58	42 ⁵ / ₈	23.49	42 ⁵ / ₈	23.49	47	24.36	50 ⁷ / ₈	26.10	58 ¹ / ₈	29.00
59		23.90		23.90		24.78		26.55		29.50
60	44	24.30	44	24.30	48 ⁵ / ₈	25.20	52 ⁵ / ₈	27.00	60 ¹ / ₈	30.00
61		24.71		24.71		25.62		27.45		30.50
62	45 ¹ / ₂	25.11	45 ¹ / ₂	25.11	50 ¹ / ₄	26.04	54 ³ / ₈	27.90	62 ¹ / ₈	31.00
63		25.52		25.52		26.46		28.35		31.50
64	47	25.92	47	25.92	51 ⁷ / ₈	26.88	56 ¹ / ₈	28.80	64 ¹ / ₈	32.00
65		26.33		26.33		27.30		29.25		32.50
66	48 ¹ / ₂	26.73	48 ¹ / ₂	26.73	53 ¹ / ₂	27.72	57 ⁷ / ₈	29.70	66 ¹ / ₈	33.00
67		27.14		27.14		28.14		30.15		33.50
68	49 ⁷ / ₈	27.54	49 ⁷ / ₈	27.54	55 ¹ / ₈	28.56	59 ⁵ / ₈	30.60	68 ¹ / ₈	34.00
69		27.95		27.95		28.98		31.05		34.50
70	51 ³ / ₈	28.35	51 ³ / ₈	28.35	56 ³ / ₄	29.40	61 ³ / ₈	31.50	70 ¹ / ₈	35.00
71		28.76		28.76		29.82		31.95		35.50
72	52 ⁷ / ₈	29.16	52 ⁷ / ₈	29.16	58 ³ / ₈	30.24	63 ¹ / ₄	32.40	72 ¹ / ₈	36.00
73		29.57		29.57		30.66		32.85		36.50
74	54 ³ / ₈	29.97	54 ³ / ₈	29.97	60	31.08	64 ⁷ / ₈	33.30	74 ¹ / ₈	37.00
75		30.38		30.38		31.50		33.75		37.50

PowerFlite SAW CHAIN LENGTHS (Cont'd.)
RECOMMENDED LIST PRICES

Drive Links	3/8" Pitch .050 Gauge 30PF---		3/8" Pitch .058 Gauge 38PF---		.404" Pitch .058 & .063 Gauge 49PF---		7/16" Pitch .058 & .063 Gauge 78PF---		1/2" Pitch .058 & .063 Gauge 58PF---	
	Length	Price	Length	Price	Length	Price	Length	Price	Length	Price
76	55 ³ / ₄	\$30.78	55 ³ / ₄	\$30.78	61 ⁵ / ₈	\$31.92	66 ³ / ₄	\$34.20	76 ¹ / ₄	\$38.00
77		31.19		31.19		32.34		34.65		38.50
78	57 ¹ / ₄	31.59	57 ¹ / ₄	31.59	63 ¹ / ₄	32.76	68 ¹ / ₂	35.10	78 ¹ / ₄	39.00
79		32.00		32.00		33.18		35.55		39.50
80	58 ⁵ / ₈	32.40	58 ⁵ / ₈	32.40	64 ⁷ / ₈	33.60	70 ¹ / ₄	36.00	80 ¹ / ₄	40.00
81		32.81		32.81		34.02		36.45		40.50
82	60 ¹ / ₄	33.21	60 ¹ / ₄	33.21	66 ¹ / ₂	34.44	72	36.90	82 ¹ / ₄	41.00
83		33.62		33.62		34.86		37.35		41.50
84	61 ⁵ / ₈	34.02	61 ⁵ / ₈	34.02	68 ¹ / ₈	35.28	73 ³ / ₄	37.80	84 ¹ / ₄	42.00
85		34.43		34.43		35.70		38.25		42.50
86	63 ¹ / ₈	34.83	63 ¹ / ₈	34.83	69 ³ / ₄	36.12	75 ¹ / ₂	38.70	86 ¹ / ₄	43.00
87		35.24		35.24		36.54		39.15		43.50
88	64 ¹ / ₂	35.64	64 ¹ / ₂	35.64	71 ³ / ₈	36.96	77 ¹ / ₄	39.60	88 ¹ / ₄	44.00
89		36.05		36.05		37.38		40.05		44.50
90	66	36.45	66	36.45	73	37.80	79	40.50	90 ¹ / ₄	45.00
91		36.86		36.86		38.22		40.95		45.50
92	67 ¹ / ₂	37.26	67 ¹ / ₂	37.26	74 ⁵ / ₈	38.64	80 ³ / ₄	41.40	92 ¹ / ₄	46.00
93		37.67		37.67		39.06		41.85		46.50
94	69	38.07	69	38.07	76 ¹ / ₄	39.48	82 ¹ / ₂	42.30	94 ¹ / ₄	47.00
95		38.48		38.48		39.90		42.75		47.50
96	70 ¹ / ₂	38.88	70 ¹ / ₂	38.88	77 ³ / ₄	40.32	84 ¹ / ₄	43.20	96 ¹ / ₄	48.00
97		39.29		39.29		40.74		43.65		48.50
98	71 ⁷ / ₈	39.69	71 ⁷ / ₈	39.69	79 ¹ / ₂	41.16	86 ¹ / ₈	44.10	98 ¹ / ₄	49.00
99		40.10		40.10		41.58		44.55		49.50
100	73 ³ / ₈	40.50	73 ³ / ₈	40.50	81	42.00	87 ⁷ / ₈	45.00	100 ¹ / ₄	50.00
101		40.91		40.91		42.42		45.45		50.50
102	74 ³ / ₄	41.31	74 ³ / ₄	41.31	82 ³ / ₄	42.84	89 ⁵ / ₈	45.90	102 ¹ / ₄	51.00
103		41.72		41.72		43.26		46.35		51.50
104	76 ¹ / ₄	42.12	76 ¹ / ₄	42.12	84 ¹ / ₄	43.26	91 ¹ / ₂	46.80	104 ¹ / ₄	52.00
105		42.53		42.53		44.10		47.25		52.50
106	77 ³ / ₄	42.93	77 ³ / ₄	42.93	86	44.52	93 ¹ / ₈	47.70	106 ¹ / ₄	53.00
107		43.34		43.34		44.94		48.15		53.50
108	79 ¹ / ₄	43.74	79 ¹ / ₄	43.74	87 ¹ / ₂	45.36	94 ⁷ / ₈	48.60	108 ¹ / ₄	54.00
109		44.15		44.15		45.78		49.05		54.50
110	80 ⁵ / ₈	44.55	80 ⁵ / ₈	44.55	89 ¹ / ₄	46.20	96 ³ / ₄	49.50	110 ¹ / ₄	55.00
111		44.96		44.96		46.62		49.95		55.50
112	82 ¹ / ₈	45.36	82 ¹ / ₈	45.36	90 ³ / ₄	47.04	98 ¹ / ₂	50.40	112 ¹ / ₄	56.00



PowerFlite REEL PRICES

Description	Part No.	Length	Price
3/8" Pitch .050 Gauge	30PF25R	25 Ft.	\$148.75
	30PF50R	50 Ft.	297.50
	30PF100R	100 Ft.	595.00
3/8" Pitch .058 Gauge	38PF25R	25 Ft.	148.75
	38PF50R	50 Ft.	297.50
	38PF100R	100 Ft.	595.00
.404" Pitch .063 Gauge	43PF25R	25 Ft.	143.75
	43PF50R	50 Ft.	287.50
	43PF100R	100 Ft.	575.00
.404" Pitch .058 Gauge	49PF25R	25 Ft.	143.75
	49PF50R	50 Ft.	287.50
	49PF100R	100 Ft.	575.00
1/2" Pitch .063 Gauge	53PF25R	25 Ft.	143.75
	53PF50R	50 Ft.	287.50
	53PF100R	100 Ft.	575.00
1/2" Pitch .058 Gauge	58PF25R	25 Ft.	143.75
	58PF50R	50 Ft.	287.50
	58PF100R	100 Ft.	575.00
7/16" Pitch .063 Gauge	73PF25R	25 Ft.	143.75
	73PF50R	50 Ft.	287.50
	73PF100R	100 Ft.	575.00
7/16" Pitch .058 Gauge	78PF25R	25 Ft.	143.75
	78PF50R	50 Ft.	287.50
	78PF100R	100 Ft.	575.00

Note: Order repair kits separately.


PowerFlite REPLACEMENT REPAIR KITS*
(cutters not included)

Pitch	Gauge	Part No.	Price
1/4"	.050"	65980	\$.95
3/8"	.050"	64554	.95
3/8"	.058"	64549	.95
.404" (No. 48)	.058"	60686B	.95
.404" (No. 49)	.058"	66184	.95
.404"	.063"	61050B	.95
7/16"	.058"	60286B	.95
7/16"	.063"	61247B	.95
1/2"	.058"	60528B	.95
1/2"	.063"	61056B	.95

*Order cutters separately — See page 3.

PowerFlite ROLLER NOSE GUIDE BARS

Patented roller bearing nose guide bar reduces chain drag and friction. Boosts cutting power 20%. Let's you run your chain tighter, preventing chain jumping and giving you longer sprocket and guide bar life. The Roller Nose unit snaps on and off easily for replacement (no rivets to remove). It is a one-piece assembly ruggedly constructed for trouble-free use.

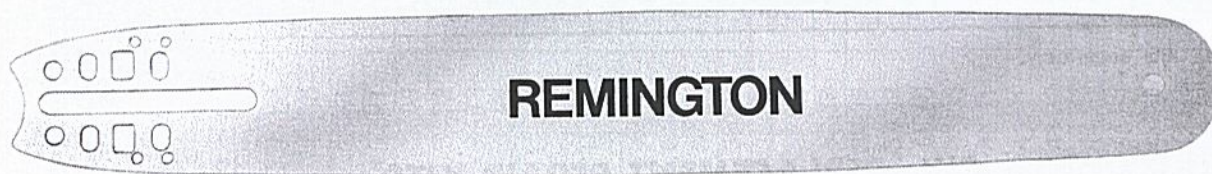


Part No.	Capacity	Gear and Direct Drive: Remington, Clinton, Hoffco, Indian, Lombard, Monarch, Poulan, Silver King, Wards	Groove Gauge	Price
A2815	18"		.058	\$32.45
A2817	21"		.058	35.25
A2820	24"		.058	36.95
A2825	30"		.058	41.95
A1013	15"		.050	29.95
A1015	18"		.050	32.45
A1016	21"		.050	33.84

Note: The above roller nose guide bars have a Universal Type Mounting and are designed to fit a number of saws.

PowerFlite HARD NOSE GUIDE BARS

Rugged hard nose guide bars are tipped with the toughest weld metal known for added endurance and greatly reduced friction. The hard rails match the nose in wear resistance.



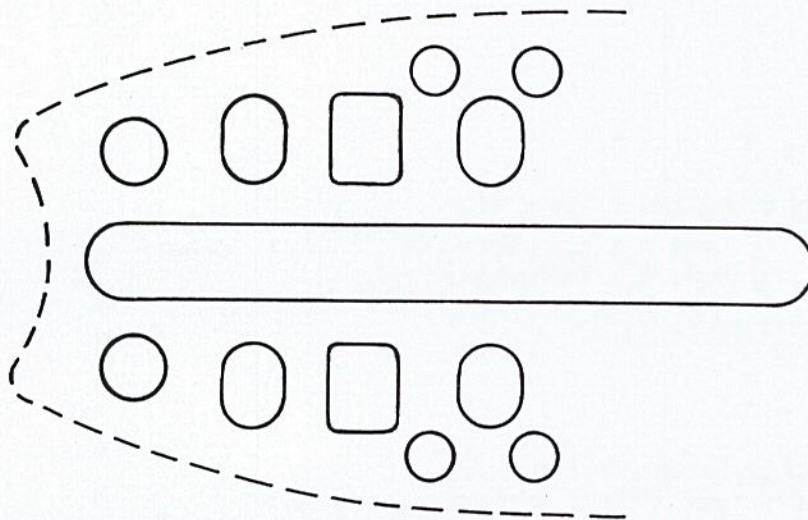
Part No.	Capacity	Gear and Direct Drive: Remington, Clinton, Hoffco, Indian, Lombard, Monarch, Poulan, Silver King, Wards	Groove Gauge	Price
A0813	15"		.058	\$21.95
A0815	18"		.058	24.95
A0817	21"		.058	27.95
A0820	24"		.058	29.95
A0825	31"		.058	34.95

Note: The above hard nose guide bars have a Universal Type Mounting and are designed to fit a number of saws.

PowerFlite ROLLER NOSE AND HARD NOSE GUIDE BARS
WITH UNIVERSAL MOUNTINGS TO FIT MOST CHAIN SAWS

PowerFlite UNIVERSAL MOUNT TEMPLATE


Scale: 1" to 1"




BOW KITS

FOR PL-5B
PL-5AB 3/8" BOW KIT 66176 \$89.40
PL-55B consisting of: 65916 GUIDE ASSEMBLY
PL-55AB 30PF80 POWERFLITE SAW CHAIN
SL-11B
SL-11AB

FOR PL-6B
PL-6AB .404" BOW KIT 66177 \$90.60
PL-7B consisting of: 65917 GUIDE ASSEMBLY
PL-7AB consisting of: 49PF80 POWERFLITE SAW CHAIN





REPLACEMENT SPROCKETS

Make of Chain Saw	Description	Catalog No.	Price	Make of Chain Saw	Description	Catalog No.	Price
REMINGTON	GL, SL, GL7, SL5, GL-7P, SL-5P	A1-408 A1-437	\$6.95 6.95	REMINGTON	PowerLite 4 PowerLite PL-4, PL-5, PL-5A, PL-55, PL-55A	A21-407 A23-387	\$5.95 5.95
REMINGTON	Bantam, Bantam P Super 75 Super 65, Super 660 Super 770	A2-408 A2-437 *A2-507	6.95 6.95 6.95	REMINGTON	PL-6, PL-6A PL-7, PL-7A	A26-408 A2-408	7.90 6.95
REMINGTON	GL-7R, SL-5R GL-7RP, SL-5RP	A3-508 *A3-567 *A3-439	5.95 5.95 5.95	REMINGTON	6P, 2MG	B1-437	5.85
REMINGTON	PRO88G PRO Bow	*A4-439 *A4-506 *A18-437	4.95 4.95 4.95	REMINGTON	EL, 1P, 3E, 11E, 11, 12A	D1-389 D1-408 D1-437 *D1-566 *D1-568	8.95 4.95 4.95 4.90 4.90
REMINGTON	GP	A5-437	7.95	REMINGTON	1E	D2-407	3.90
REMINGTON	Note: For PRO88, Use Kits 62592- A15-437; 62594- A15-507	A6-437	6.95	REMINGTON	Model 7 Trans. 26800G	*E3-568	3.00
REMINGTON	Super 75, Bantam, Super 75A Super 754 Bantam A, Super 65, Super 660 Super 770	A2-408 *A9-437 *A9-507	6.95 8.95 8.95	REMINGTON	Improved Pro 88	*A15-437 *A15-507	8.95 8.95
REMINGTON	SL5G, PRO88G, Super 880G	*A10-507	5.95	REMINGTON	Super 75G, Bantam G, Super 660G Super 770G, Super 770GB	*A16-507	4.95
REMINGTON	Super 75G, Super 75GO, Bantam G Bantam GP Super 660G	A12-437 *A12-507	5.95 5.95	BOLENS	3915 01	*U19-407	6.80
REMINGTON	Super 990	A20-408 A20-437 *A20-507	8.95 8.95 8.95	CLINTON	D40, D50, D60	M5-408 M5-437	5.50 5.15
REMINGTON	PowerLite SL-9	P5-387	5.95	CLINTON	PEERLESS 150	A23-387 A21-407	5.95 5.95
				HOMELITE	Zip, EZ, EZ-6 7-10, 700D, 500 660D, 600D, 707D, C-5	*H1-408 *H1-437	5.75 5.75
				HOMELITE	5-30, 7-29, 8-29, 26LCS, 900G 990G, 909G, 9-26	H2-437 H2-508	4.20 4.20

REPLACEMENT SPROCKETS (Cont'd.)

Make of Chain Saw	Description	Catalog No.	Price	Make of Chain Saw	Description	Catalog No.	Price
HOMELITE	Wiz, 5-20, 4-20	*H3-507 H3-508	\$4.20 4.20	MOHAWK	75	*U20-437	\$8.50
HOMELITE	6-22, 7-21, 707G, 700G, Wiz, 770G, Super Wiz	H4-437 H4-507 H4-508	4.85 4.00 4.00	PIONEER	400, 400A, 600, 600A, 610, 410 7-20, NU-17	*T1-408 *T1-437	5.75 5.75
LOMBARD	Tornado 652, 650, 658	*U19-437	6.80	POULAN	K-100, 62	P3-437 P3-507 P3-506 P3-508	3.25 3.25 3.25 3.25
McCULLOCH	D30, D36, 1-40, 1-42, 1-43, 1-41 1-50, 1-51, 1-52, 1-46, 1-53	M5-408 M5-437	5.50 5.15	PRO INC	BD-10	A23-387	5.95
McCULLOCH	D44, Super 44, 44A ONE/70, 1-72 1-75, 1-76	*M1-408 *M1-437	5.50 5.35	SEARS	Gear Drive (See U18 for Direct Drive)	*U4-507	3.90
McCULLOCH	33, Super 33, 35, 35A, 55, Super 55 55A, ONE/80, 39, ONE/60, ONE/82 1-62, 1-82, 1-85 2-10G, 5-10G	*M2-407 M2-437 M2-438 M2-507	3.25 3.30 3.30 3.25	WARDS	24060 24072, 24075 24085, 24089 24095, 24090 24094	A26-388 P5-387 A23-387 A23-387 A23-387	7.90 5.95 5.95 5.95 5.95

* Indicates an obsolete part and these parts are not returnable.
Most of these parts are available from Stock.

SPROCKETS CODE NUMBER EXPLANATION

THE FIRST LETTER AND DIGIT SHOW THE HUB DETAIL.
USES A THROUGH E

THE NEXT TWO DIGITS FOLLOWING THE DASH SHOW THE PITCH OF THE CHAIN:

- 25 = 1/4" Pitch
- 38 = 3/8" Pitch
- 40 = .404" Pitch
- 43 = 7/16" Pitch
- 50 = 1/2" Pitch
- 56 = 9/16" Pitch

THE LAST DIGIT SHOWS THE NUMBER OF TEETH IN THE SPROCKET 6, 7, 8 and 9
EXAMPLE: A2 — 408

- A2 Designates Hub Detail
- 40 Designates Pitch
- 8 Designates Number of Sprocket Teeth

REMINGTON CHAIN SAW ACCESSORIES


48411 REMINGTON TWO CYCLE ENGINE OIL \$12.00



Remington Two Cycle Engine Oil will handle performance requirements in engines where SAE 30 or SAE 40 grades are recommended. It is not merely straight mineral oil such as generally sold for two-cycle engines but is a formula developed specifically for this engine service. The combination of special ingredients increases engine efficiency and life by reducing piston ring, cylinder bore and bearing wear by controlling deposit formation, and by drastically cutting the incidence of spark plug fouling.
Packaged: 1 carton - 24 pints.

18347 8-oz. Lubricant 2.05
 18347A 16-oz. Lubricant 1.55

65090 REMINGTON ROLLER NOSE 2" diameter - .050 & .058 Gauge, Chain 12.30
 65940 2" diameter - .050 Gauge, Chain 12.30
 48520 2 1/2" diameter - .058 & .063 Gauge, Chain 12.30

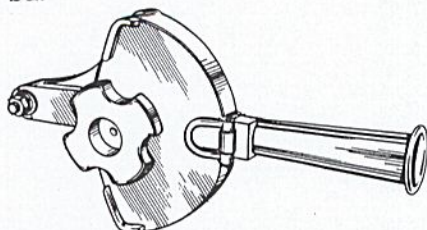


Patented Remington roller bearing nose reduces chain drag and friction. Boosts cutting power 20%. Snaps on and off easily for replacement (no rivets to remove). Ruggedly constructed one-piece assembly for trouble-free use.

65306 ROLLER NOSE GREASE GUN 3.90
 Has needle point tip especially designed for lubricating roller nose guide bars.
Packaged one per carton
Shipping weight - 4 oz.

60730 GREASE GUN TIP FOR PLEWS GREASE GUN 1.25


48926 HELPER'S HANDLE 13.10
 Used with 2 1/2" roller nose guide bar



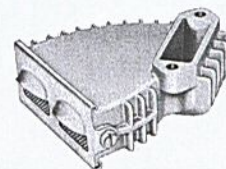
65298 STICKER KITS 4.35
 Sticker - For 660, 770, 990, 754
 61942 Sticker - For 660G, 770G 4.00
 65299 Sticker - For PL-4, PL-5, PL-55, SL-11 1.95
 66464 Sticker - For PL-6, PL-7 1.95
 66308 Sticker - For SL-9, SL-10 1.95



66364 WEDGE 2.15
 Wedge



62656 MUFLER Spark Arrestor - For 660; 770; 754 12.25
 64130 Spark Arrestor - For 990 13.50
 62628B Screen (for 62656 & 64130) .95
 64580 Spark Arrestor Screen — For PL-4, PL-5 .95
 64664 Spark Arrestor Screen — For PL-6, PL-55, PL-7 .95
 65340 Spark Arrestor - For SL-9 1.75



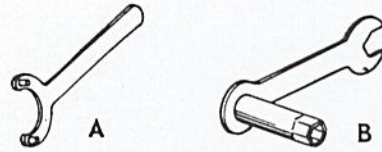
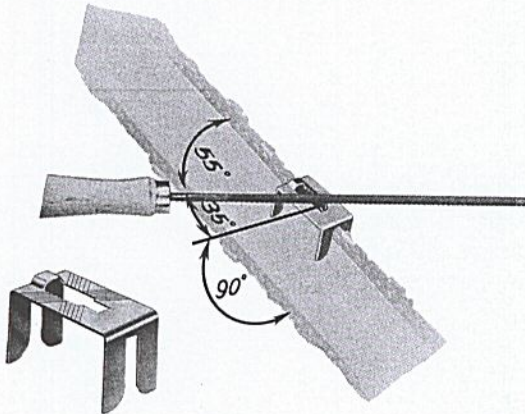
66487 SAW CHAIN FILES 1.35
 1/8 x 7" Round file for 1/4" pitch chain
 35219 7/32 x 8" Round file for 3/8", .404" and 7/16" pitch chain 1.35
 40542 1/4 x 8" Round file for 1/2" pitch chain 1.35
 63195 9/32 x 8" Round file for 1/2" pitch chain 1.35
 13688 5/8 x 8" Flat file For filing depth gauge 1.35
 Use with No. 48535
 26255 3/4" x 8" Flat file, Depth Gauge 1.35
Shipping weight each - 2 oz.
 14207 File handle .35



SAW CHAIN SHARPENING TOOLS - FILE GUIDE

- 66488 For 1/4" pitch chain \$ 3.50
- 64900 For 3/8" pitch chain 1.25
- 64889 For .404" pitch chain 1.25
- 61319 For 7/16" pitch chain 1.25

Simple to use, permits expert job of hand filing. Sharpens chain without removing from saw. Guides file at 35° filing angle, eliminates hooking of cutters. Gives you positive control. Special hard chrome plated steel increases guide life.



OPERATOR'S TOOLS

- 60833 Spanner Wrench (A) \$1.75
- 64056 Comb. Wrench 9/16 x 13/16 - For 754, 770, 990 (B) 2.15
- 65478 Wrench 9/16 & Screwdriver - For PL-4, PL-5, PL-6, SL-11, PL-55, PL-7 1.25
- 64927 Wrench, Spark Plug 3/4 .95
- 63889 Screwdriver, Blade (Carb. Adjust) .30
- 65479 Wrench 1/2 & Screwdriver - For SL-9, SL-10 1.25

61770 CHAIN BREAKER AND SPINNER 59.50

Here's a precision chain breaker and spinner that makes repairs and service work as easy as can be. Adjustable anvil, non-clogging punch, positive and powerful cam and ball bearing lever action save important minutes every time you "break and spin" - and you can handle any type and size chain. Eight inches high, solid cast frame and base, with holes drilled for mounting on bench or table. A much needed item of equipment that will save you many dollars worth of time every day.

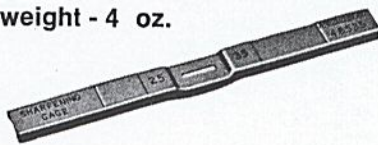
- 66535 1/4" pitch chain spinner 3.00
- 66515 1/4" pitch chain punch 2.00
- 66479 3/8" and larger pitch spinner 4.00
- 66478 3/8" and larger pitch punch 2.50

DEPTH GAUGE

- 66505 Gauge Set for 1/4" pitch chain \$ 1.25
- 48535 Gauge Set .025 & .035 1.75
- 48536 Gauge Set .035 & .045 1.75

Special hardened steel, for use in filing gauges of chain cutters. Double end use of No. 48535 permits filing gauges to .025 for regular use. .035 for use in soft wood. No. 48536 depth gauge should only be used with extremely soft wood. Both gauges are for use on all pitches, size and brands of chain. Designed for use with regular 8" mill file.



Shipping weight - 4 oz.



63217 POWERFLITE SAW CHAIN MEASURING TAPE

New multipurpose saw chain measuring tape designed for measuring all 3/8", .404", 7/16", 1/2" and 9/16" pitch saw chain. Determines pitch of saw chain, correct length, or if old chain is out of pitch - new chain in pitch.

4.95



REMINGTON

POWERFLITE SAW CHAIN

DESA INDUSTRIES, INC.
POWER PRODUCTS DIVISION

25000 South Western Avenue
Park Forest, Illinois 60466

**DESA INDUSTRIES
OF CANADA LIMITED**

45 Taymall Avenue
Toronto 550 Canada

POWER PRODUCTS  **DESA**
DIVISION INDUSTRIES INC.

REMINGTON CHAIN SAWS • CONSTRUCTION TOOLS • POWDER ACTUATED TOOLS

PRINTED IN U.S.