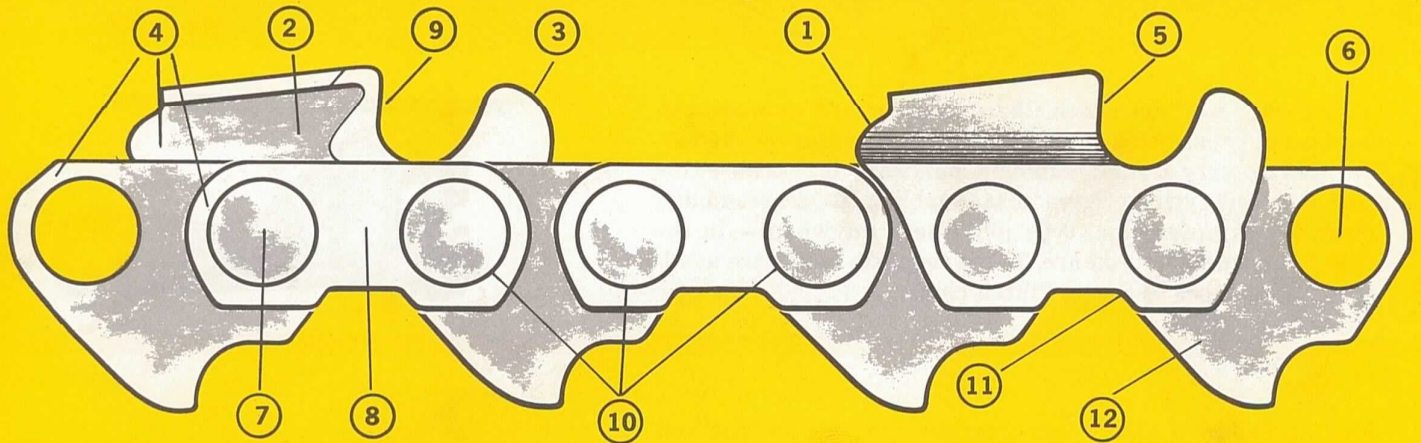


ALL NEW McCULLOCH SUPER PINTAIL® CHAIN

CUTS SMOOTHER, FASTER, STAYS SHARP LONGER




1. **Exclusive Pintail feature** controls the rearback of the cutter teeth to maintain the most efficient cutting angle.
2. **New higher cutting tooth** assures faster chip removal.
3. **New depth gauge** is easier to maintain – has better feeding characteristics under all cutting conditions.
4. **Heavy-duty precision parts**, made of the finest high-carbon tool steel specially heat treated, are used throughout, making Super Pintail far stronger than ordinary chain.
5. **Chromed cutter teeth** are tough and durable with cutting edges that stay sharp longer require far less filing.
6. **Precision machined rivet holes**, with more rivet bearing area than any chain in the industry – due to thicker, heavier center link, meet exacting tolerances for less stretch, longer chain life.
7. **Perfect mating of rivets** and rivet holes keeps wear producing abrasive material out – oil in for longer life.
8. **Heavy gauge side links** are wider, stronger, to wear far longer.
9. **When it's time to file** you'll find the new tooth design makes Super Pintail the easiest filing chain in the industry.
10. **McCulloch mixed pitch** on Super 8 and Super 65, gives extra strength around rivet holes for added chain life.
11. **New contoured links** for better chain stability.
12. **Dulite coating process** gives Super Pintail a satin-smooth finish for rust prevention – better oil retention.


**There's a Super Pintail Chain for Every Chain Saw.
See Your Dealer for Prices & Detailed Specifications.**

MAKE YOUR CHAIN LAST LONGER AND WORK HARDER FOR YOU WITH McCULLOCH CHAIN TOOL ACCESSORIES


This pocket size **McCulloch Chain Breaker and Spinner**, can be used to repair broken or damaged chain **right on the bar**. No need to carry around hammers, punches, etc., because this tool does everything from disassembling to reassembling chain for a professional type job. Use it anywhere — in the field — or wherever you are. Three separate heads are available for all types of Super Pintail chain.




New **McCulloch's Filing Guide**, guides your file so that you can obtain the correct filing angle so necessary for better performance, longer chain life and smoother cutting. This tool also keeps chain teeth the same length and maintains the correct depth gauge setting. This low-cost, multi-purpose tool is essential for proper chain maintenance. Two sizes available, one with settings from .025-.040, the other with settings from .045-.060.



By using **McCulloch's Depth Gauge Tool** you'll be assured of each tooth doing its proper share of cutting and you'll make better use of your engine's power. Accurately set depth gauges mean smoother cutting and longer chain life. This tool will pay for itself many times over in savings on chain and in the extra production gained by keeping your cutter teeth at their correct clearance.



If you keep your chain saw active the year-round, you'll find this **McCulloch Chain Grinder** will give you the fastest sharpening you can get. It saves you time and money and your chain will be razor sharp. It's light weight and easy to use. Grinder stones are available for all McCulloch chain. Comes complete with $\frac{1}{8}$ " chuck, wrenches and 8' rubber covered cord.



Adv. No. 510

LITHO IN U.S.A.