

McCulloch

New Super Pro 105

Your choice of McCulloch Chisel, Semi-Chisel or Round Chain.

Patented Cushioned Power System reduces 90%* of fatigue causing vibration.

Self-aligning... floating rim .404 sprocket lasts longer, minimizes chain wobble for smoother cutting.

Large fuel tank (3.2 pint) provides more cutting time between fillings.

Takes in air back here where it's the cleanest, requires less frequent filter cleaning.

Your choice of McCulloch Replaceable Sprocket Tip Bar Roller Nose (shown) or Hard Nose Bar.

Fail-safe front shock mount, delivers long life, minimizes vibration

40 to 1 gas/oil ratio burns cleaner for more power and economy.

Heavy duty muffler covered to protect it and operator.

Choke type diaphragm carburetor.

Full wrap-around type, plasticized handle-frame, provides easy cutting with either hand.

Big 6.5 cu.in. engine (106.5cc) outperforms many heavier, larger displacement saws.

Extra thick chrome cylinder delivers increased horsepower, dissipates heat fast, resists wear.

Automatic bar and chain oiling plus manual oiler for extra lubrication when needed.

Improved Safe-T-Start™ compression release valve closes automatically when engine starts.

All weather ignition delivers fast starts under all cutting conditions.

Cushion grip skid acts as cushion for knee and grip for hands.



Super Pro 105

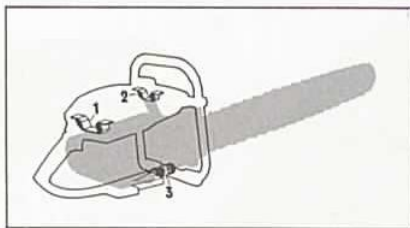
THE POWER YOU NEED AT A PRICE YOU CAN LIVE WITH

- Big, 6.5 cu.in. engine delivers super power for felling — ideal chain speed for bucking and limbing.
- Patented "Cushioned Power" system stops 90%* of engine and cutting vibration before it reaches your hands. Effectively fights fatigue.
- Built on the same rugged chassis of the SP 125 — McCulloch's biggest timber-saw for dependability you can bank on.

No matter what size timber you cut, chances are you'll never need a saw more powerful than McCulloch's Super Pro 105. Rugged, dependable 6.5 cu.in. engine (106.5 cc) fells big trees fast, yet it's priced right to help you cut the high cost of logging. The 105 has been thoroughly tested and proven in the lab, in the test camps and in the forests of the world. Now the reports are in. This one is a Super Pro!

How Cushioned Power works.

Two rubber shock absorbers isolate the fuel tank from the top of the engine. A third isolates the pistolgrip from the bottom of the engine. They soak up engine vibration *before* it can reach your hands; also keep fuel tank, carburetor and handgrips cool and comfortable.



McCulloch "Smooth Water" Test.

Test shows how "Cushioned Power" reduces vibration 90%.* Water jumps in the glass attached to engine housing. But water stays calm in glass attached to handgrip! If water can't pick up vibrations along handgrip, neither can your hands!



*Compared to similar sized saws not equipped with cushioned power vibration isolation system.

McCULLOCH CHAIN, BARS & SPROCKETS

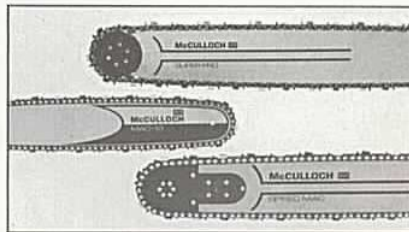
McCulloch chains come in every popular type pitch, gauge and configuration a pro could ask for. And they're the finest quality chain available. Super Pro full chisel is the chain most pros prefer for big timber cutting. McCulloch Super Pro is available in both round and square filed cutters.

Speed Mac, semi chisel cutter is rapidly gaining world-wide popularity because it has the cutting attributes of chisel chain, smooth, extended stay-sharp characteristics, combined with easy maintenance.


Pro Mac, the finest round chain on the market is the best chain for all-round use.



McCulloch guide bars are specially contoured to fit precisely, hardened to resist wear, and machined from strong metals. Our Speed Mac — Sprocket Nose Bar — ranks highest in cutting performance because reduced friction delivers more power to the cutter teeth. Our Super Pro — Roller Nose Bar — ranks next highest in cutting performance with all of the long life/performance benefits. Our Mac, Pro Mac, Mac 10 and Mac 6 — Hardface Nose Bars — feature nose rails hardened with space age steel alloy to make the bar last longer.



We also have a complete line of sprockets, drums and rims for every cutting need. Our new Super Pro Sprocket is a self-aligning rim sprocket with a "floating" rim which is interchangeable without having to replace the drum. We also have "Fixed Rim," Clover Leaf Spur Type with Drum and Spur Type Sprockets — all precision made for long life.



FEATURES AND SPECIFICATIONS:

	Super Pro 105 Direct Drive
Weight **	21 lbs. (9.52 kg.)
Guide Bar	McCulloch Sprocket Nose, Roller Nose, or Hard Faced bars
Overall Dimensions: (outside frame)	13" H x 18 1/2" L x 11 1/4" W (330 x 470 x 302mm)
Muffler	Heavy Duty Spark Arrester
Easy Starting	Easy Pull DSP, Automatic rewind with nylon rope.
Bar/Chain Oiling	Automatic plus manual
Handle Frame	Full wrap-around handlebar. "Cushioned Power" Isolates vibrations.
Displacement	6.5 cu.in. (106.5cc)
Bearings	Main: Heavy duty ball Con Rod: Needle roller
Carburetor	Diaphragm type with choke. Fully enclosed in filtered air.
Filter System	Felt fuel filter. Rubber edged felt air filter
Fuel-Oil Mixture	40:1 with McCulloch Custom Lubricant
Fuel Tank Capacity	3.2 US pints (1.46L)
Clutch Engaging Speed	2900 RPM
Chain Oiler Capacity	.95 U.S. pints (0.45L)
Ignition	McCulloch waterproof high tension
Coil Location	Outside flywheel, fan cooled
Chain	McCulloch .404" pitch (10.28mm) .058" gauge (1.47mm)
Sprocket	8 tooth .404" pitch (10.28mm) "Floating rim" type

**Power Unit Only less cutting attachments

ACCESSORIES:

Pre-heater kit, Part No. 85463
Spark arrester screen, Part No. 84688
Adjustable muffler deflector, Part No. 85929



McCULLOCH

The All American Chain Saw

McCulloch Corporation, 6101 West Century Blvd., Los Angeles, California 90045
Lake Havasu City, Arizona • Malton, Ontario, Canada • Mechelen, Belgium • Singapore • Seven Hills, N.S.W., Australia • São Paulo, Brazil