


# McCulloch

## Super 250



Your choice of McCulloch replaceable sprocket tip, roller nose, or hard nose bar (Shown), plunge or paddle bow.

Your choice of McCulloch chisel, semi-chisel or round chain.

40 to 1 gas/oil ratio (with McCulloch Custom 2-Cycle Lubricant) burns cleaner for more power and economy.

Oversized fuel tank (2.6 pint) provides more cutting time between fillings.

Horizontal engine puts power stroke in line with cutting force to dampen vibration.

Extra thick chrome cylinder delivers increased horsepower, dissipates heat fast, resists wear.

Rugged 5.3 cu. in. (87cc) power unit.

Choke-type diaphragm carburetor with external adjustments.

Adjustable throttle latch for fast, easy starts. Clicks off automatically when you squeeze the trigger.



Full wrap-around type, plasticized handle frame, provides comfortable cutting in all positions.

Rugged spark arrestor muffler.

Long starter return spring assures full rope return.

All-weather ignition delivers fast starts under all cutting conditions.

Automatic bar and chain oiling, plus manual oiler for extra lubrication when needed.

Rubber pistol grip for more comfort.



## Super 250 RUGGED, POWERFUL, DEPENDABLE

- 50% more power than some saws in its price class.
- Automatic bar and chain oiling for extra ease, longer wear.
- Full wrap-around vinyl dipped handle for greater comfort.
- One of the most rugged chain saws ever built.

Powerful favorite among loggers, pulpwood cutters and construction crews, the Super 250 packs 87cc (5.3 cu. in.) of dependable power. Plenty of top features, too. Automatic bar and chain oiling; vinyl covered wrap-around handle frame and rubberized pistol grip; all position carburetor with external adjustments, rugged spark arrester muffler. Takes bars, plunge and paddle bows.

## McCULLOCH CUSTOM LUBRICANT

A significant breakthrough in 2-cycle engine lubricants. It mixes with gasoline 3 times easier than conventional SAE 30 wt. oils at all temperatures, even down to -60 F. Yet it does an excellent job of lubricating, use it at 40 to 1 gas/oil ratio. It features superior scruff-resistance, minimizes carbon deposits, rust and wear under all operating conditions. Best for chain saws, outboards, snowmobiles, motor cycles, lawn mowers and industrial use. And it's approved by the Boating Industry Association — meets or exceeds all of their standards.




## McCULLOCH CHAIN, BARS & SPROCKETS

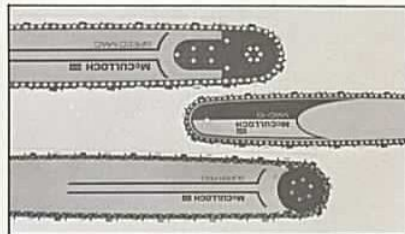
McCulloch chains come in every popular type pitch, gauge and configuration a pro could ask for. And they're the finest quality chain available. Super Pro full chisel is the chain most pros prefer for big timber cutting. McCulloch Super Pro is available in both round and square filed cutters.

Speed Mac, semi-chisel cutter is rapidly gaining world-wide popularity because it has the cutting attributes of chisel chain, smooth, extended stay-sharp characteristics, combined with easy maintenance.

Pro Mac, the finest round chain on the market is the best chain for all-round use.



McCulloch guide bars are specially contoured to fit precisely, hardened to resist wear, and machined from strong metals. Our Speed Mac — Sprocket Nose Bar — ranks highest in cutting performance because reduced friction delivers more power to the cutter teeth. Our Super Pro — Roller Nose Bar — ranks next highest in cutting performance with all of the long life/performance benefits. Our Mac, Pro Mac, Mac 10 and Mac 6 — Hardface Nose Bars — feature nose rails hardened with space age steel alloy to make the bar last longer.



We also have a complete line of sprockets, drums and rims for every cutting need. Our new Super Pro Sprocket is a self-aligning rim sprocket with a "floating" rim which is interchangeable without having to replace the drum. We also have "Fixed Rim," Clover Leaf Spur Type with Drum and Spur Type Sprockets — all precision made for long life.



## FEATURES AND SPECIFICATIONS:

	Super 250
Weight*	20.8 lbs. (9.45 kg)
Guide Bar	McCulloch sprocket nose, roller nose, hard face and bow bars available.
Overall Dimensions (outside frame)	11" H x 17" L x 11" W (280 x 432 x 280 mm)
Muffler	Heavy duty Spark Arrester
Easy Starting	Automatic rewind with Nylon rope
Bar/Chain Oiling	Automatic plus manual
Handle Frame	Plasticized handle bar grip and full rubber pistol grip, full wrap-around design.
Displacement	5.3 cu. in. (87cc)
Carburetor	Diaphragm type with choke. Fully enclosed external adjustments.
Filtering System	Felt fuel filter. Rubber edged flocced air filter
Fuel-Oil Mixture	40:1 with McCulloch Custom Lubricant
Fuel Tank Capacity	2.6 US pints (1.23 L)
Clutch Engaging Speed	2,800 RPM
Chain Oiler Capacity	.7 US pints (.33 L)
Ignition	McCulloch high tension magneto
Chain	McCulloch round type, semi-chisel and full chisel (round and square file) available
Sprocket	7 tooth, .404" pitch (10.25mm)

\*Power Unit Only less cutting attachments

## ACCESSORIES:

"Sound Reduction" Muffler Kit P/N 85117  
Spark Arrester Screen Kit (to be used with sound reduction muffler) P/N 84688  
Spark Arrester Screen Kit (standard) P/N 69332



## McCULLOCH THE ALL AMERICAN PRO SAW

McCulloch Corporation, 6101 West Century Blvd., Los Angeles, California 90045 • Lake Havasu City, Arizona • Malton, Ontario, Canada • Mechelen, Belgium • Singapore • Seven Hills, N.S.W., Australia • São Paulo, Brazil