



McCulloch Mini Mac 6 Mini Mac 6 Automatic

The world's lightweight chain saws.
at new low prices.
From \$129.95*

In one short year these Mini Mac models became the world's most popular — and no wonder. At 6½ and 6¾ lbs. ** respectively the Mini Mac 6 and Mini Mac 6 Automatic are the easiest-handling chain saws you can own. Plenty of power to zip through a 6" log in 5-seconds. And whether you're trimming a tree, cutting firewood, or building patio furniture, you'll like the feel of these super lightweights. It's more like using an electric carving knife than a chain saw. "Master Grip" handle is placed on-top directly over the center of gravity for one hand control between cuts. All controls are grouped underneath, just a finger's reach away. McCulloch choke-type carburetor assures easy all-weather starting. Mini Mac 6 comes equipped with 12" factory-installed bar and McCulloch fast-cutting chain. New low price: \$129.95*

Mini Mac 6 Automatic oils its own bar and chain as you cut for even greater ease and economy. Also features deluxe "Master Grip" handle with rubber pistol grip insert and vinyl-coated handlebar for greater comfort. Comes equipped with factory installed 14" bar and chain. New low price: \$143.95*




Mini Mac 6

Mini Mac 6 Automatic

*Manufacturer's suggested list price
†Less cutting attachments

© McCulloch 1972



Exclusive one-hand control. Our "Master Grip" handle is directly over the center of gravity so the saw is always in perfect balance. This means you can control the saw with just one hand between cuts while the other hand is free to clear away limbs and branches.

McCulloch Chain Saw Features and Specifications

McCulloch Convenience Features	Mini Mac 6	Mini Mac 6 Automatic
Weight†	6½ lbs. (2.95 kg)	6¾ lbs. (3.0 kg)
Guide Bar	12" Factory Installed (30.5 mm)	14" Factory Installed (35.6 mm)
Overall Dimensions (outside frame)	L 8¾" W 9¾" H 7¾" (219 x 238 x 193 mm)	L 8¾" W 9¾" H 7¾" (219 x 238 x 193 mm)
Muffler	Stack type ("Spark Arrestor and Sound Silencer" optional at extra cost)	Stack type
Easy Starting	Automatic rewind with Nylon rope	Automatic rewind with Nylon rope
Bar/Chain Oiling	Manual	Automatic plus Manual
Handle Frame	"Master Grip" with grouped controls	"Master Grip" with grouped controls
Power Unit	Single cylinder, two-cycle, high performance, air-cooled loop scavenged engine	Single cylinder, two-cycle, high performance air-cooled, loop scavenged engine
Displacement	1.78 cu. in. (30 cc)	1.78 cu. in. (30 cc)
Bore & Stroke	1.375" x 1.201" (35 x 30.6 mm)	1.375 x 1.201 (35 x 30.6 mm)
Bearings	Needle Anti-Friction type	Needle Anti-Friction type
Piston Rings	2 cast iron compression rings	2 cast iron compression rings
Carburetor	Diaphragm type with choke. Fully enclosed external adjustments	Diaphragm type with choke. Fully enclosed external adjustments
Filtering System	Felt fuel filter, rubber edged. Flocked screen air filter.	Felt fuel filter rubber edged. Flocked screen air filter.
Fuel Type	Regular grade automotive.	Regular grade automotive
Fuel-Oil Mixture	40:1 with McCulloch oil	40:1 with McCulloch oil
Fuel Tank Capacity	.728 US pints (.345 L)	.728 US pints (.345 L)
Intake Valve	3rd port, piston timed	3rd port, piston timed
Clutch	Automatic centrifugal	Automatic centrifugal
Clutch Engaging Speed	2,600 RPM	2,600 RPM
Chain Oiler Capacity	.22 US pints (.10 L)	.22 US pints (.10 L)
Ignition	McCulloch waterproof high tension magneto	McCulloch waterproof high tension magneto
Breaker Point Gap	.018" (.5 mm)	.018" (.5 mm)
Coil Location	Outside flywheel. Fin cooled	Outside flywheel. Fan cooled.
Timing	26° BTC	26° BTC
Spark Plug	AC-CS 45T (miniaturized) Gap .025 (.63 mm)	AC-CS 45T (miniaturized) Gap .025 (.63 mm)
Chain	McCulloch S-25 .050 gauge (1.25 mm)	McCulloch S-25 .050 gauge (1.25 mm)
Sprocket	8 tooth, .25" pitch (6.25 mm)	8 tooth, .25" pitch (6.35 mm)

†Stated saw weights are for power unit only and do not include cutting attachments.

New McCulloch Chain, Bar & Sprocket Oil

This special anti-wear formula can actually double chain life by providing lubrication during critical first seconds of cutting when ordinary oil has not yet reached bar and chain. A special MOLY additive clings to the chain at all times, even during high-speed cutting for better lubrication, less waste. A new anti-pitch additive keeps chain moving smoothly through green and sappy woods. Available in 1-quart graduated plastic bottles.

McCulloch 40:1 Oil

Only McCulloch recommends a 40:1 gas/oil mix throughout their product line. Because McCulloch engines are built to precise engine tolerances. Many manufacturers specify a thick 16:1 gas/oil ratio for their engines. Our 40:1 oil has many advantages. It can reduce oil costs. It protects the engine by reducing harmful carbon deposits which cause engine wear. It increases power, creates less smoke and adds many hours of spark plug and engine life. Available in new graduated plastic quart bottles, cans, 6-packs, or case lots.



 **McCulloch** really gets the job done

McCulloch Corporation, 6101 West Century Blvd., Los Angeles, California 90045
Lake Havasu City, Arizona

AFFILIATES: Malton, Ontario, Canada • Mechelen, Belgium •
Singapore • Seven Hills, N.S.W., Australia •
Buenos Aires, Argentina