



# McCULLOCH PORTABLE EARTH DRILLS


TWO HARDWORKING MODELS  
TO CHOOSE FROM. DRILLS  
PRODUCE CLEAN, STRAIGHT  
HOLES AT A HIGH RATE  
OF SPEED.



**LANDSCAPE AND NURSERY WORK**  
Speeds planting of shrubs, trees. Saves up to 2/3 the planting time with usual hand operation.



**FENCE & SIGN CONSTRUCTION**  
Make holes for posts and fences in seconds. No stopping and starting engine — when engine idles, auger stops automatically.



**SOIL TESTING**  
Ease of portability, adaptability to any size auger are big factors in McCulloch's popularity. Full 360° swivel transmission for all angle drilling.

**Model 200** LIGHTWEIGHT

**Model 940** HEAVY DUTY

# CHOOSE FROM TWO McCULLOCH EARTH DRILLS . . . BOTH GREAT!

## MODEL 200 LIGHTWEIGHT

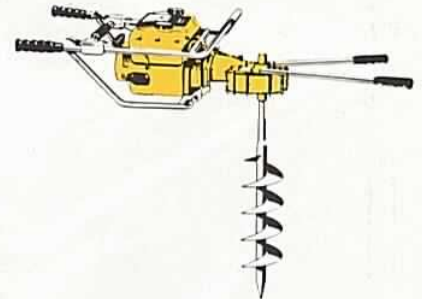


The McCulloch high speed Earth Drills save you both time and money because they are dependable, easy to operate and produce clean, straight holes. There is ample power for fast digging in any type earth, including clay. No maneuvering is necessary as you are able to drill at any angle, regardless of the slope of land, by releasing the transmission clamp and swiveling the auger transmission.

The portability of these earth drills enables you to maintain high speed drilling in wooded, hilly, or rough country that is impassable to wheeled vehicles.

You can move from one position to another without shutting off the engine, as the auger stops rotating automatically at idling speeds. Either Earth Drill converts into a chain saw.

## MODEL 940 HEAVY DUTY



### SPECIFICATIONS

#### MODEL 200

Bearings	Ball and Needle
Gear and Worm	Bronze — 40 Tooth Double Thread
Shaft Worm Gear	Steel — Heat Treated
Transmission Capacity	5 oz. — S.A.E. 140 Gear Oil
Drum Clutch	Deep Drawn Steel
Direction of Drive	Clockwise
Extension — Auger	Alloy Steel
Conveyor	Steel
Point Assembly Auger	Steel Hard Faced
Blade — Cutter	Steel Hard Faced
Grip Handle	Rubber
Weight of Earth Drill, less engine, extension and auger	21 lbs.
Extension Adaptor Weight	4½ lbs.
Auger Weight—6"	14 lbs.
9"	20 lbs.
Extension Adaptor allows hole depth to	37"
Gear Ratio	20:1
Output Speed	90 rpm

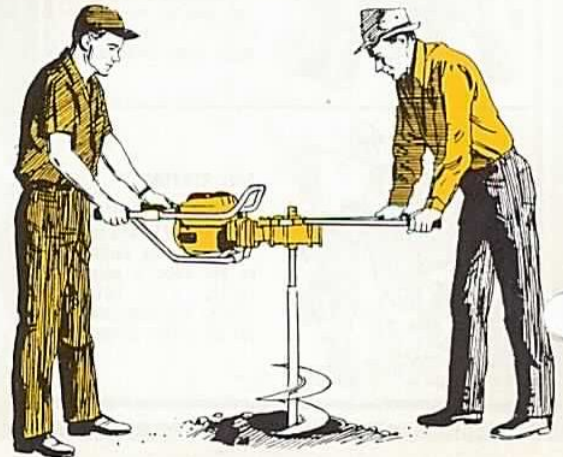
#### MODEL 940

Bearings	Ball and Needle
Gear and Worm	Bronze — 60 Tooth Single Thread
Shaft Worm Gear	Steel — Heat Treated
Transmission Capacity	2 Pints — S.A.E. 140 Gear Oil
Drum Clutch	Deep Drawn Steel
Direction of Drive	Clockwise
Extension — Auger	Alloy Steel
Conveyor	Steel
Point Assembly — Auger	Steel Hard Faced
Blade — Cutter	Steel Hard Faced
Grip Handle	Rubber
Weight of Earth Drill, less engine, extension and auger	30 lbs.
Auger Weight — 6"	14 lbs.
9"	20 lbs.
12"	22 lbs.
Extension Adaptor allows hole depth to	37"
Extension Adaptor Weight	4½ lbs.
Gear Ratio	20:1
Output Speed	110 rpm

McCulloch Corporation reserves the right to change the specifications of its products at any time without notice and without obligation as to products already shipped.



**MCCULLOCH CORPORATION**  
POWER TOOL PRODUCTS  
6101 W. Century Blvd.  
Los Angeles 45, Calif.



**"LEADERSHIP THROUGH CREATIVE ENGINEERING"**