

# McCULLOCH KART ENGINE ACCESSORIES

HELP YOU WIN THE ONES THAT COUNT



These top quality kart engine accessories have been designed by McCulloch to extend the performance and provide optimum racing efficiency for McCulloch championship kart engines.

## ENGINE MOUNTS

P/N 48718B (45 Degree)

P/N 48719B (15 Degree) *Shown*


Here are rugged, specially designed mounts fabricated of 1/4" steel that will withstand the toughest stresses and vibrations encountered in high speed racing.



## MOUNTING STUD KIT

P/N 48662

Use this special mounting stud kit and eliminate gasket replacement and cylinder damage incurred when making engine changeovers. The time you will save in changing engines may determine how you place in an important race. This kit can be used with any mounting plate.




## SPROCKETS (Direct Drive)

Hardened direct drive sprockets made specifically for all McCulloch karting engines. Wide selection allows choice of driving ratios.




9 Tooth (P/N 48699)  
10 Tooth (P/N 48637)  
11 Tooth (P/N 48638)  
12 Tooth (P/N 48639)





### CLUTCH P/N 48712

This special racing clutch has been designed for use with all McCulloch kart engines. It's a rugged, non-slip type that provides positive control at all times. Use with McCulloch clutch drum and sprocket sets listed below.




### CLUTCH DRUMS AND SPROCKETS

Choice of three with long-wearing hardened sprockets. Keep an assortment on hand for all racing conditions. Does not include McCulloch clutch.

10 Tooth (P/N 48736A)

11 Tooth (P/N 48734A)

12 Tooth (P/N 48714A)



### STARTER KITS MC-6/MC-5 P/N 48711



### STARTER KIT MC-10 P/N 48640

Complete starter kit includes everything you will need to install a sturdy recoil starter that means easier, faster starting. Kit includes starter, starter screen, pawl kit and all necessary hardware.

### EXHAUST HEADER

P/N 48645

This tuned exhaust header is ideally suited for McCulloch kart engines and assures the maximum flow of engine exhaust.



### AIR CLEANER (Kit) P/N 48643

This accessory is a must for the serious karter. It is a tuned air intake stack that not only keeps out dust and dirt found on race tracks, but in addition controls the flow and volume of air entering the carburetor assuring top performance.



McCULLOCH CORPORATION,  
6101 WEST CENTURY BLVD,  
LOS ANGELES 45, CALIFORNIA