



***FROM THE HOME OF CHAMPIONS***  
**NEW McCULLOCH KARTS**


with major advances that will obsolete all existing karts!

***AND INTRODUCING THE NEW MC-20 SUPER-ENGINE***



# McCulloch...*first in kart engines* Now first in kart design!

New Detachable Rear-Axle Unit with Rubber Shock-Mounts Cuts Vibration, Reduces Driver Fatigue!



R-1 RACING KART

Prices and specifications subject to change without notice.

Here's the most amazing engineering advance since karting began! You'll have to drive it to believe it! It's McCulloch's new R-1 Racing Kart with a complete rubber-mounted power/axle unit. It lets you switch units in minutes to qualify for different classes. Each rear unit consists of engines, axle, sprockets and wheels.


The shock-mounts insulate engine-vibration from the kart frame and steering wheel. This gives you better control, cuts fatigue, eliminates frame failures due to constant vibration. It's exclusive with McCulloch!

Accept your dealer's invitation to take a drive. You'll find that only McCulloch can build karts to match its famous engines!


Separate power/axle units available with choice of engines.

LIST PRICE:  
**\$ 230<sup>00</sup>**  
less engines






**Sturdy Rubber Shock Absorbers Cut Vibration, Extend Kart Life.** McCulloch's R-1 kart chassis is insulated from the power/axle by eight sturdy rubber mounts. Kart life is extended, comfort is greatly increased.



**Accurately Engineered Ackermann Steering.** Designed for power-through cornering, eliminates wheel drag on turns. Inner wheel corners at tighter radius than outer wheel for safe, effective control at maximum turning speed.

#### RACE-WINNING SPECIFICATIONS:

**FRAME:** Full space-frame construction of tubular steel. Welds are contour-fitted before assembly. **ENGINE CHASSIS:** Detachable shock-mounted rear unit consists of engine beds, mounts, axle, wheels and sprockets. Units are interchangeable for multi-class racing. Rubber shock-mounts eliminate vibration from frame and steering wheel. **STEERING GEAR:** Special Ackermann racing type. Steering column uses nylon bearings and fixed housing for strength. **STEERING WHEEL:** Full dish type with three flattened spokes, high temper steel. Choice of plastic covered or chrome plated wheels. **AXLE:** Detachable live-axle unit (see ENGINE CHASSIS above). One-inch steel, full keyed. **WHEELS:** 5" front and rear. Lightweight magnesium alloy. **PEDALS:** High strength die-cast aluminum. **BEARINGS:** Front—tapered automotive-type roller bearings. Rear—self aligning. **BRAKE:** McCulloch Disc type adjustable spot brake. Slotted for cooling. **SPROCKETS:** Taper locked sprockets with aluminum hub—can't loosen. **DIMENSIONS:** Length 57" ... Wheel base 44" ... Front tread width 31½" ... Rear tread width 32" ... Height 19½" ... Front tires 3.40 x 3 x 5 ... Rear tires 4.10 x 3.50 x 5.



F-1 FAMILY KART

#### NEW EASY HANDLING FAMILY KART


Here's the finest family kart in America. Ideal for family sport, racing and for those learning to race. Compare it feature-by-feature with any other kart in its price range and you'll agree the rugged McCulloch F-1 Kart is your best buy. **Specifications:** **FRAME:** 1 x 083 steel, single tube construction with added strength in critical areas. **WHEELS:** 5" front and rear, lightweight magnesium alloy. **BRAKE:** McCulloch Disc aircraft-type, adjustable. **AXLE:** Fixed 1" steel—full keyed. **STEERING GEAR:** Special Ackermann racing type with oversize plain bearings. **STEERING COLUMN:** ¾" diameter steel. **STEERING WHEEL:** Special racing design. **BEARINGS:** Front—ball bearings. Rear—self-aligning. **SPROCKETS:** Taper locked sprockets with aluminum hub. **DIMENSIONS:** Length 54" ... Wheel base 44" ... Front tread width 31½" ... Rear tread width 32" ... Height 19½" ... Front tires 3.40 x 3 x 5 ribbed ... Rear tires 4.10 x 3.50 x 5 studded.

**NEW RUGGED McCULLOCH C-1 CONCESSION KART** features quick-change power/axle and exclusive shock mounting for continuous trouble-free operation. Plus the extras needed for longer life—top profit. See your McCulloch dealer for details and demonstration.

**Maximum Strength.** Form-fitted welds interlock chassis sections into one solid, long lasting unit. Flexible Indianapolis space framework for top track performance and utmost handling ease.

**Enjoy Multi-Class Racing with Detachable Rear Power Units!**

Engines, mounts, sprockets, rear wheels, axle—all are combined into one "quick change" rear unit. Keep spares on hand and enter several classes with the same kart.





## **NEW MC-20 SUPER-ENGINE Tops them all!**


**New MC-20 is America's Most  
Powerful Kart Engine Per Cu. In.!**

It's unbeatable! It tops even the fabulous McCulloch MC-10 that has won every important karting event for years! Casts karting excitement in a totally new dimension—it's packaged dynamite!

**WEIGHT—10 pounds • COMPRESSION—  
9.1:1 • RPM—12-15,000 • DISPLACEMENT  
—5.8 cu. in. or 95.0 cc • BORE—2.125 •  
STROKE—1.635.**

Piston, carburetor, cylinder, crankshaft, ignition, fuel system—all new! Chrome shroud and polished carburetor are standard equipment. Two oversized pistons available.

List price: \$137.50



## **WORLD FAMOUS MC-6 Leads Its Class!**

Here's plenty of high-powered action for the karting enthusiast. Wins wherever it goes. A fast, nimble engine for class racing or all-purpose family use.

**WEIGHT—10 pounds • COMPRESSION—  
9.2:1 • RPM—12-15,000 • DISPLACEMENT  
—5.3 cu. in. • BORE—2.125 • STROKE—1.500.**

List price: \$99.50 FOB Los Angeles

**McCULLOCH CORPORATION**  
6101 W. Century Boulevard  
Los Angeles 45, California

ADV-827



**THEY'RE HERE!  
ONLY McCULLOCH  
CAN BUILD KARTS TO  
MATCH ITS FAMOUS  
ENGINES!**

**Go with the champions... Go with McCulloch**