




PRODUCT APPLICATION GUIDE


Effective October 1, 1982

OMARK INDUSTRIES 



CONTENTS

	Pages
Cutting Chain	
Oregon® Chain at a glance	3
Saw Chain Specification Guide	4
Saw Chain Conversion Chart	5
Chain Parts and Ordering Information	6
Saw Bars	
Oregon® Saw Bars at a glance	7
Saw Bar Part-Numbering System	8
Saw Bar Motor Mount Index	9
Chain and Saw Bar Applications	12
Drive Sprockets	
Oregon® Power Mate® System and Spur Sprocket Listing	25
Oregon® Power Mate® Rim Listing and Part Numbers	25
Sprocket Applications	26
Bar Nose Kits	30
Accessories	31

Courtesy of  Do Not Sell or Reproduce



FAVORITE CHAINS OF THE WOODCUTTING WORLD

More loggers cut with OREGON® than all other brands combined. We didn't get this kind of loyalty by luck. We had to earn it.

By inventing the original chipper chain three decades ago. By constantly improving and refining it and every product we make. By subjecting each chain to some 70 different quality control inspections. And by engineering advances in kickback reduction without compromising performance.

Today OREGON® chain is the toughest of the tough. It cuts smoother, faster, and lasts longer. Whether cutting mahogany in the humid jungles of Indonesia or frozen hardwoods in northern Minnesota.

But perhaps the ultimate testimonial comes from chain saw manufacturers themselves. They realize that their products are only as good as the chain they use. And nearly all of them equip their saws with cutting chain made by OREGON®.

Making Chainsawing Safer

OREGON®, the world's leading cutting chain manufacturer, is continuously developing new low-kick, high performance chains. Oregon® has identified these low kickback chains by adding the letter "G" or "P" at the end of the identification number.

Our chains providing the greatest kickback protection are designated XtraGUARD® and are identifiable by the letters "SG" at the end of the identification numbers. **WE HIGHLY RECOMMEND BOTH PROFESSIONAL AND CONSUMER USERS PURCHASE THESE LOW KICKBACK CHAINS.**


To learn more about chainsaw safety and the entire line of OREGON® cutting chain we suggest you read "**CHAINSAW SAFETY,**" Form Number CSS1179-90 and "**OREGON® SAW CHAIN MAINTENANCE MANUAL,**" Form Number 26830. Both are available at your local OREGON® dealer or upon request from: **OREGON SAW CHAIN DIVISION, OMARK INDUSTRIES, 4909 S.E. INTERNATIONAL WAY, PORTLAND, OREGON 97222.**



OREGON® CHAIN AT A GLANCE

SUPER CHISEL

The big-timber chain. Square-shaped chisel cutters sever wood fiber in single pass through the wood. Sharpens with round file or can be chisel-ground.



SUPER 70

A favorite professional chain. Chisel cutters cut faster and stay sharp longer. Vibration and kickback reduced by offset depth gauges and guard links. Sharpens with round file.



SUPER GUARD®

Another OREGON® first. Unique ramp-shaped depth gauges are the result of continuous research into kickback reduction. Square cutting edge for high cutting speed and long stay sharp. Available in .325" and 3/8" pitch.



SUPER GUARD® 72LG

One of our most aggressive, high-performance professional chains. The ramp style depth gives the same smooth-cutting, low-kick qualities of other Super Guard® chains, while the larger full-chisel cutter delivers the speed and cutting efficiency demanded by professional loggers everywhere.



S-70

One of the most popular 3/8" pitch chains made. This is the chain that made lightweight saws possible and its popularity as an all-around performer is still growing.



MICRO CHISEL®

Smoothness combined with high cutting performance makes this a versatile member of the OREGON® chain family. As easy to maintain as chipper chain, but with greater cutting capability. Available in 1/4", .325" and .404" pitch.



XtraGUARD®

Specially developed for casual user saws. This chain features the unique guard depth gauge for reducing kickback. Available with chromed cutters (91SG) or unchromed (91G). In 3/8" pitch for "mini" gas and electric saws.



POWER SHARP®

Power Sharp® in 3/8" pitch (91PS) is designed for use only on saws equipped with a built-in sharpening system. Ideal for the casual user, this unique chain cuts fast and can be sharpened semi-automatically. The cutter side plate is sharpened with a 5/32" round file.



NOTE: While this chain features OREGON® guard links for kickback protection, their effectiveness is reduced by the top-sharpening cutter configuration. Be advised that kickback may be greater when using this chain.



GENERAL CHAIN SPECIFICATIONS

OREGON® PART NUMBER	CHAIN TYPE	PITCH (IN.)	GAUGE (IN.)	CUTTER SHAPE	CUTTER SEQUENCE	KICKBACK RED. FEATURE	RECOMMENDED SAW SIZE (CU. IN.)	FILE SIZE (IN.)	OREGON® FILE HOLDER NO.	FILING ANGLE OF CUTTER TOP PLATE	DEPTH GAUGE SET (IN.)	DEPTH GAUGE TOOL NO.
9,10-AC	CHIPPER	1/2	9=.058 10=.063	ROUND CHIPPER	STANDARD	—	GEAR-DRIVE POND/DECK	1/4	—	35°/LEVEL	.040	26799
11BC	CHIPPER	3/4	.122	ROUND CHIPPER	STANDARD	—	GEAR-DRIVE POND/DECK	5/16	—	35°/LEVEL	.060	26800
19,20,21-AP	MICRO CHISEL®	.325	19=.063 20=.050 21=.058	SMALL-RADIUS CHISEL	STANDARD	GUARD DRIVE LINK	2.0-3.2	3/16	25896	30°/10° DOWN	.025	22290
25AP	MICRO CHISEL®	1/4	.050	SMALL-RADIUS CHISEL	STANDARD	GUARD DRIVE LINK	1.0-2.0	5/32	25894	30°/10° DOWN	.025	27753
26,27,28-A	MICRO CHISEL®	.404	26=.058 27=.063 28=.050	SMALL RADIUS CHISEL	STANDARD, OR A=SKIP TOOTH	GUARD DRIVE LINK	MIN. 5.0	7/32	25892	3°/10° DOWN	.030	22291
33,34,35-LG	SUPER GUARD®	.325	33=.050 34=.058 35=.063	LOW PROFILE FULL CHISEL	STANDARD	GUARD DEPTH GAUGE	2.0-3.2	4.5mm	29192	30°/10° DOWN	.025	22290
50,51,52-AJ, AL	SUPER CHISEL	.404	50=.050 51=.058 52=.063	SQUARE-GROUND FULL CHISEL	J=SKIP TOOTH L=STANDARD	—	MIN 5.0	—	—	20°/50° UP	.025	22290
50,51,52-CP	CHIPPER	.404	50=.050 51=.058 52=.063	ROUND CHIPPER	STANDARD	GUARD DRIVE LINK	MIN 5.0	7/32	25892	35°/LEVEL	.030	22291
50,51,52-JP,LP	SUPER CHISEL	.404	50=.050 51=.058 52=.063	ROUND-GROUND FULL CHISEL	J=SKIP TOOTH L=STANDARD	GUARD DRIVE LINK	MIN 5.0	7/32	25892	35°/LEVEL	.030	22291
72,73,75-CJ,CL	SUPER GUARD®	3/8	72=.050 73=.058 75=.063	SQUARE-GROUND FULL CHISEL	J=SKIP TOOTH L=STANDARD	GUARD DEPTH GAUGE	3.0-6.0	—	—	20°/50° UP	.030	22291
72,73,75-DP	S-70	3/8	72=.050 73=.058 75=.063	SEMI-CHISEL	STANDARD	GUARD DRIVE LINK	2.6-6.0	7/32	25892	35°/LEVEL	.025	22290
72,73,75-JG,LG	SUPER GUARD®	3/8	72=.050 73=.058 75=.063	FULL CHISEL ROUND-GROUND	J=SKIP TOOTH L=STANDARD	GUARD DEPTH GAUGE	3.0-6.0	7/32	25892	30°/10° DOWN	.030	22291
72,73,75-JP,LP	SUPER 70	3/8	72=.050 73=.058 75=.063	FULL CHISEL ROUND-GROUND	J=SKIP TOOTH L=STANDARD	GUARD DRIVE LINK	3.0-6.0	7/32	25892	30°/10° DOWN	.025	22290
76,77,78-LG	SUPER GUARD®	3/8	76=.050 77=.058 78=.063	LOW PROFILE ROUND-GROUND	STANDARD L=STANDARD	GUARD DEPTH GAUGE	2.6-4.5	3/16	26066	30°/10° DOWN	.030	22291
91-G,SG	XtraGUARD®	3/8	.050	LOW PROFILE SEMI-CHISEL G=CHROMED SG=NON-CHROMED	STANDARD	GUARD DEPTH GAUGE, GUARD TIE STRAP	1.0-2.5	5/32	25894	30°/LEVEL	.025	27753
91PS	POWER SHARP®	3/8	.050	SPECIALIZED	STANDARD	GUARD DRIVE LINK	1.0-2.5	5/32	25894	22°/LEVEL	—	—



SAW CHAIN CONVERSION CHART

OREGON® CHAIN		SAW MANUFACTURERS EQUIVALENT CHAINS			
PART NUMBER	CHAIN TYPE	HOMELITE	McCULLOCH	POULAN	STIHL
9AC	CHIPPER		PM-508		
10AC	CHIPPER	50C63	PM-503	P10	56RC
11BC	CHIPPER		PM-752		
19AP	MICRO CHISEL®				26RM1
20AP	MICRO CHISEL®				23RM1
21AP	MICRO CHISEL®				25RM1
25AP	MICRO CHISEL®	25C50	SM-250GL	P25	13RM1
26	MICRO CHISEL®		SM-408		
27	MICRO CHISEL®		SM-403	P27	46RM1
28	MICRO CHISEL®				43RM
33LG	SUPER GUARD®				
34LG	SUPER GUARD®				25RS1
35LG	SUPER GUARD®				26RS1
50AJ	SUPER CHISEL		SPS-400S		43RSLF
51AJ	SUPER CHISEL				
52AJ	SUPER CHISEL		SPS-403S		46RSLF
50AL	SUPER CHISEL				
51AL	SUPER CHISEL				
52AL	SUPER CHISEL		SPS-403		46RSL
50CP	CHIPPER	40C50		P50	
51CP	CHIPPER	40C58			
52CP	CHIPPER	40C63		P52	45RC1
50JP	SUPER CHISEL				
51JP	SUPER CHISEL				
52JP	SUPER CHISEL				
50LP	SUPER CHISEL				43RSL
51LP	SUPER CHISEL				
52LP	SUPER CHISEL				46RS1
72CJ	SUPER GUARD®				33RSLF
73CJ	SUPER GUARD®				
75CJ	SUPER GUARD®				36RSLF
72CL	SUPER GUARD®				33RSL
73CL	SUPER GUARD®				
75CL	SUPER GUARD®				36RSL
72DP	S-70	38C50	PM-370G	P72	33RM1
73DP	S-70	38C58	PM-378G		35RM1
75DP	S-70				36RM1
72JG	SUPER GUARD®				
73JG	SUPER GUARD®				
75JG	SUPER GUARD®				
72LG	SUPER GUARD®				
73LG	SUPER GUARD®				
75LG	SUPER GUARD®				
72JP	SUPER 70				33RSF
73JP	SUPER 70				
75JP	SUPER 70				
72LP	SUPER 70	38L50	SPR-370G	P720	33RS1
73LP	SUPER 70		SPR-378G		35RS1
75LP	SUPER 70				36RS1
76LG	SUPER GUARD®		PGR-370G	P760	33TS
77LG	SUPER GUARD®				
78LG	SUPER GUARD®				36TS
91S	XtraGUARD®		MP-370G	P101	
91SG	XtraGUARD®	37C50	MP-370GL	P101S	63PM
91G	XtraGUARD®	37N50	MM-370GL	P100S	
91PS	POWER SHARP®		AS-370G	P101PS	



ORDERING INFORMATION & CHAIN PARTS

WHEN ORDERING CHAIN

In addition to the chain type, like 72LP, you must specify the number of drive links:

When ordering chain in reels, just indicate number of reels, chain type, and length per reel:

The number on the right hand side of the drive link indicates chain type (see the "Saw Chain Specifications Guide")

72LG-68E

Chain type

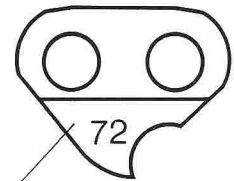
Number of drive links, and "E" meaning that this is endless chain, ready for mounting on saw.

2 reels-72LG-100R

Number of reels ordered.

Chain type.

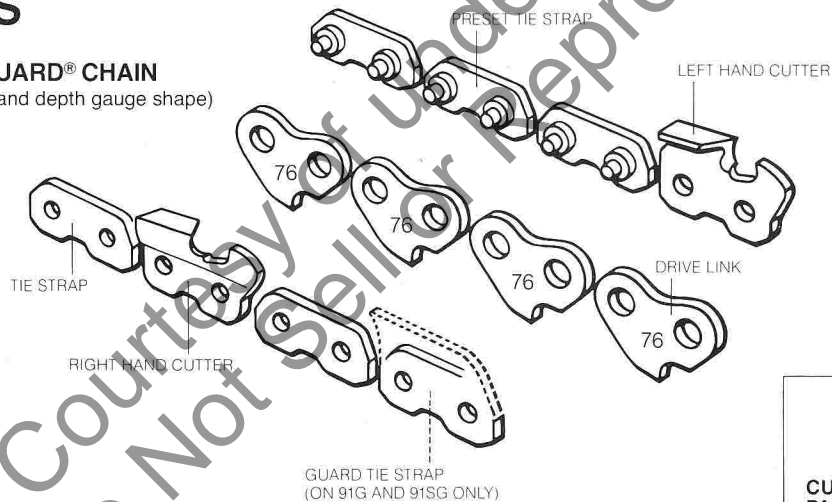
Indicates 100 ft. reel (length plus R for reel).



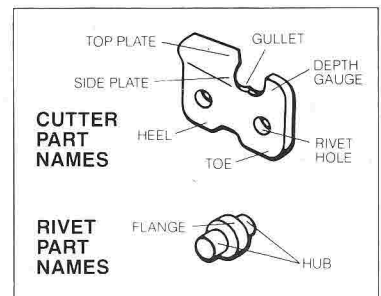
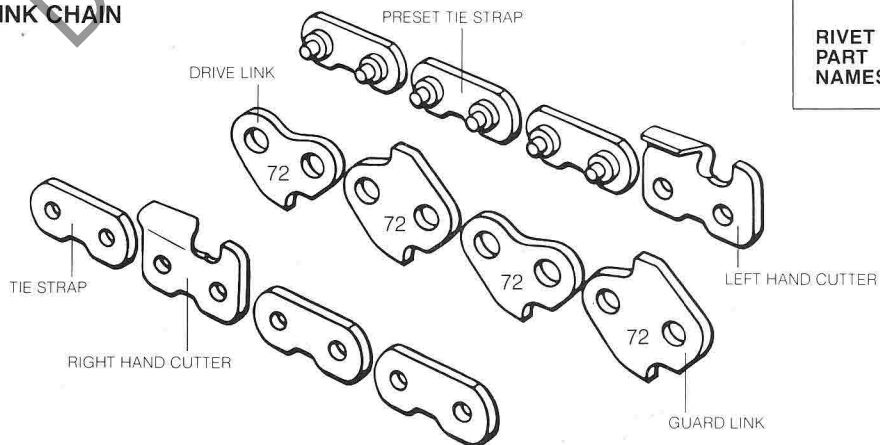
DRIVE LINK

CHAIN PARTS

SUPER GUARD® CHAIN (Note cutter and depth gauge shape)



GUARD LINK CHAIN





OREGON® SAW BARS AT A GLANCE

PROFESSIONAL BARS

TYPE OF USE:

Constant saw usage. Full professional logging applications. Large-diameter timber harvesting. Constant use in abusive conditions. Mid-size to large displacement gasoline chain saws. All types of professional cutting chains.

CHAIN SAW SIZE:
3.5 c.i.d. and larger.

BAR LENGTH RANGE:
16" to 36"

TYPICAL BAR LIFE:

Four professional-type chromed chains for RSN bars; six professional-type chains for Laser Weld armor tip bars.



SLIMLINE GUARD TIP® NOSE (Replaceable Sprocket Nose)



MEDIUM CONTOUR SYMMETRICAL NOSE (Replaceable Sprocket Nose)



LASER WELD ARMOR TIP

FEATURES:

- Solid steel body, with milled groove, for maximum strength and durability.
- Induction-hardened rails for long bar life.

Slimline Replaceable Sprocket Nose (RSN):

- Replaceable sprocket nose in either standard symmetrical or low-kick Guard Tip® configurations for smoother cutting and longer bar life.
- Leaner width for improved balance and maneuverability.

Medium Contour RSN:

- Wider, heavier body to accommodate longer chains, larger diameter timber.

- Standard symmetrical or Guard Tip® sprocket nose configurations.
- Designed for extra-long bar applications on large displacement chain saws.

Laser Weld Armor Tip:

- Non-sprocket nose for improved performance in abrasive conditions unsuitable for bearing-action of sprocket nose bars.
- Long-wearing stellite material laser-welded to nose for greatly increased bar life.
- Laser-welding process improves stellite bond without altering the material, as occurs in gas-welding.

PRO-LITE™ BARS

TYPE OF USE:

Regular to full-time saw usage. Modern, technical tree-harvesting. Professional firewood cutting, pulpwood cutting, and heavy-duty farm use. High RPM, lightweight professional model chain saws. Professional-type .325" and 3/8" pitch cutting chains

CHAIN SAW SIZE:
2.3 to 4.0 c.i.d.

BAR LENGTH RANGE:
12" to 18"

TYPICAL BAR LIFE:

Four professional-type chromed chains.



PRO-LITE™ SYMMETRICAL SPROCKET NOSE



PRO-LITE™ ARMOR TIP

FEATURES:

- Oregon® Pro-Lite™ fabricated professional bars, specifically designed for easy handling. Laminated construction for less bulk and weight.
- Built to tightest manufacturing tolerances of entire Oregon® bar line for maximum efficiency and performance on high-speed chain saws.
- Very slim contour for improved maneuverability in cutting modes.
- Small nose radius for reduced kickback, comparable to Guard Tip®.
- Sprocket nose for smooth cutting, longer bar and chain life. Sprocket replacement kit available.
- Deep heat-treated bar rails for durability, long wear.

PRO-AM® BARS

TYPE OF USE:

Frequent saw usage. High-end consumer to low-end professional wood-cutting. Farm, tree maintenance, and light commercial construction. Firewood cutting and light logging. Mid-range displacement gasoline chain saws. Professional-type .325" and 3/8" pitch cutting chains.

CHAIN SAW SIZE:
2.5 to 3.5 c.i.d.

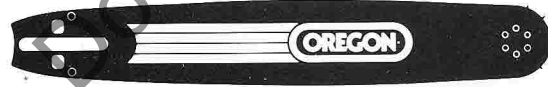
BAR LENGTH RANGE:
16" to 20"

TYPICAL BAR LIFE:

Two professional-type chromed chains.



PRO-AM® GUARD TIP® NOSE



PRO-AM® SYMMETRICAL NOSE

FEATURES:

- Oregon® Pro-Am® bars, especially designed for mid-size saws.
- Simplified motor-mount design for fitting more saws with fewer mounting patterns.
- Thick steel side-rail laminates and heat-treated rails to accommodate professional-weight cutting chains.
- Uniform groove gauge tolerances for precise chain fit and improved cutting stability over bar nose.
- Sprocket nose (non-replaceable) for smoother cutting and longer chain life.
- Standard symmetrical-shape or low-kick Guard Tip® nose configurations.

CONSUMER BARS

TYPE OF USE:

Casual or occasional saw usage. Pruning, yardwork, and light firewood cutting. Small gas and electric chain saws. 1/4" and 3/8" pitch consumer-type cutting chains, .050" gauge only.

CHAIN SAW SIZE:
1.5 to 2.5 c.i.d. (cubic inch displacement)

BAR LENGTH RANGE:
10" to 16"

TYPICAL BAR LIFE:

One consumer-type, chromed chain.



CONSUMER SYMMETRICAL NOSE



CONSUMER GUARD TIP® NOSE

FEATURES:

- Laminated construction.
- Standard symmetrical-shape or low-kick Guard Tip® nose configurations.
- Sprocket nose for smoother cutting, longer bar and chain life.



SAW BAR PART-NUMBERING SYSTEM

ATTENTION:

Read this carefully. It explains how the new Oregon® bar part-numbering system works. The new system speeds the task of finding the right bar application for a chain saw. This is an example only.


200SSDD076

LENGTH IN INCHES	GAUGE	OREGON® BAR TYPE	NOSE PITCH OR RADIUS	MOTOR MOUNT
12	0 = .050"	AT = Laser Weld Armor Tip	PITCH Sprocket Nose Bars	A018
14	8 = .058"	SF = PRO-AM™ Symmetrical Nose		A041
18	3 = .063"	SK = PRO-AM™ GUARD TIP® Nose	A = 1/4"	A061
20		LA = PRO-LITE™ Armor Tip	B = .325"	A064
36		SL = PRO-LITE™ Sprocket Nose	D = 3/8"	A074
(Etc.)		SR = Medium Contour Symmetrical Nose	E = 3/8"*	A095
		SS = SLIMLINE Symmetrical Nose	F = .404"	B004
		ST = SLIMLINE GUARD TIP® Nose	*XtraGUARD™	D076
		SX = Consumer Symmetrical Nose		(Etc.)
		SZ = Consumer GUARD TIP® Nose		
			RADIUS Armor Tip Bars	
			S = Small	
			M = Medium	
			L = Large	
			X = Extra Small	


This number is stamped on the bar sleeve. The bar is 20 inches long. The bar has an .050" groove. It is a professional slimline symmetrical nose bar. The bar has a 3/8" pitch sprocket in the nose and is used on mid-range Poulan and Echo chain saws.

In the part-numbering system the first two digits (**20**) tell bar length, the third digit (**0**) tells bar-groove width, the fourth and fifth digits (**SS**) tell Oregon® bar type. The sixth digit (**D**) tells sprocket-nose pitch on all sprocket-nose bars, or nose radius on laser-weld armor tip bars, and the last four digits (**D076**) tell what saws the bar fits. See Oregon® Saw Bar Motor Mount Index on pages 11-13 for list of saws our motor mounts fit.


SAW BAR MOTOR MOUNT INDEX




A018 McCULLOCH MINI MAC (ALL MODELS), POWER MAC-6, 6A, 310, 320, 330, 340, PRO MAC-510, MAC-110, 120, 130, 140, SP-40, ELECTRAMAC-8, 10, 12, 12A, 14A, MONTGOMERY WARD TMY-24062, 24064, 24066, 24054, 30008, 30038, 30039, 30012.




A041 ALLIS CHALMERS-65, 75, 75A, DAYTON-2Z760, 2Z753, 2Z970, 2Z970B, 4Z022, 4Z023A, 4Z023B, 4Z109A, 4Z109C, JOHN DEERE-26, 30, 40V, 45EV, DOLMAR-101, 104, 105, 108, ECHO CS-280F, 290EVL, 301, 302, 302S, 315, 330EVL, 351VL, 400EVL, GREEN MACHINE-7100, 7200, 7400, JOBU-SL-3, SL-35, POULAN-20 (ALL MODELS), MODEL 25 (ALL MODELS), MICRO 25 (ALL MODELS), 1800, 2000, 2300AV, 2300CVA, SDK 100, A-100, 104P, 150, E305AV, 350, E-350AV, 415, 450, 450AV, SEARS-3455, 3476, 3481, 35025, 35082, 35083, 35084, 35085, 35086, 35088, 35091, 35093, 35095, 35096, 35201, 35203, 35205, 35206, 35209, 35215, 35219, 35224, 35232, 35233, 35235, 35238, 35255, 35824, SKIL 1620, 1622, 1624, 1634, 1636, TAS-ECS-35, 35E, 350, 355, 356, 370, 405, 415, TORO-51100, 51140, WESTERN AUTO CAT-12, 14, WIZARD-MODELS 010, 012, 014, 110, 112, 212, 214, 316, 316AV, AV14, 16ELECTRIC, 1800, 2600, S25DA, WRIGHT-111, 121, 122A.



A061 HOMELITE-XL, XL-2, XL-10, VI SUPER 2, SUPER 2, XEL (ELECTRIC), 240.



A064 DYNAMARK-4201, 4221, 4222, 4223, 4225, 4241, 4242, 4243, 4244, FRONTIER-F-35, 35AV, 35VIP, FB-35, 35AV, 35VIP, MARK I, HUSQVARNA HUSKY-34, 34FF, DELUXE, JOBU-SL-2, SL-21, JONSEREDS-36, 361A, LOMBARD AP-22D, 24D, LITTLE LIGHTNING, PARTNER MINI-P, P2, P3, P4, SPARTAN, 1601, 1602, 1610, 1611, 1612, 1613, 1614, 1616, PIONEER P-10, 12, 12S, SKIL 944, 1601, 1602, 1610, 1611, 1612, 1613, 1614, 1616, 1700, 1705.



A074 OLEO-MAC (OLYMPIC) 240, STIHL 009, L, 010AV, E-10, 011, AV, 015AV, L, 020AV, AVP, AVS, 028WB.



A095 ALPINA-A-40E, 45, P-45, 55, 65, DOLMAR-112, 114, 117, 118, 119, HOMELITE-XL1, XL76, XL100 SERIES, 130, 150, 150-Auto, 350, EZ, SUPER EZ, VI S, MINI SL, HUSQVARNA-140, 240, 340S, 133-SE, SG, 444-SE, SG, RANCHER 40, 44, 50, JONSEREDS-45, 49SP, 50, 51, 52-E, 410, 420, 451EV, 510SP, 520, 521, 542, PARTNER-P500, 5000, PIONEER P-11, 20, 21, 25, 26, 28, 28S, 285, 970, 1072, 1073, 1074.




B004 HUSQVARNA-32, 36VR, 38, SEARS-3400, 3408, 3411, 3441, 3444, 3445, 3455, 3460, 3461, 3465, 3466, 34071, TENSEN MINI BRUTE, WEN-1100, 1200, 1400, 2000, 2400, 2600, 2700, 5800, 5010, 5014, BUMBLE BEE, HORNET, WASP.




B083 DOLMAR 112, 114, 117, 118, 119


OREGON[®] SAW BAR MOTOR MOUNT INDEX (continued)




D023 (FOR ALL BARS UNDER 28" USE D096)
ALPINA 070. **ECHO**-CS900EVL, CS1001VL. **HOMELITE**-EARLY MODEL XL-12, C SERIES, XL-700, 800, 900 SERIES, 330, 350, 360, 360SL, W, AO, 410, 450SL, 450W, 460, 550, 550SL, W, 650, 750, 850, SXL-AO, SXL-922, 923, 925, 925W, VI-955, SUPER XL, XL 400. **JONSEREDS**-60, 66, 70E, 75, 80, 81, 90, 111S, 601, 621, 751, 801, 910E. **OLEO-MAC** (OLYMPIC)-250A, 251B, SUPER 251, 252, 254, 254F, 280, 460, 461, SUPER 480, 481. **PIONEER** P-40, 41, 41S, 50, 51, 60, 61, 61S, 515. **FARM SAW**, **FARM SAW-S**. **REMINGTON** PL-4, 5, 55, SL-4, 9, 11, **LOGGER**, **WOODSMAN**.




D096 (FOR ALL BARS 28" & OVER USE D023)
ALPINA 070. **ECHO**-CS900EVL, CS1001VL. **HOMELITE**-EARLY MODEL XL-12, C SERIES, XL-700, 800, 900 SERIES, 330, 350, 360, 360SL, W, AO, 410, 450SL, 450W, 460, 550, 550SL, W, 650, 750, 850, SXL-AO, SXL-922, 923, 925, 925W, VI-955, SUPER XL, XL 400. **JONSEREDS**-60, 66, 70E, 75, 80, 81, 90, 111S, 601, 621, 751, 801, 910E. **OLEO-MAC** (OLYMPIC)-250A, 251B, SUPER 251, 252, 254, 254F, 280, 460, 461, SUPER 480, 481. **PIONEER** P-40, 41, 41S, 50, 51, 60, 61, 61S, 515. **FARM SAW**, **FARM SAW-S**. **REMINGTON** PL-4, 5, 55, SL-4, 9, 11, **LOGGER**, **WOODSMAN**.




D026 **PIONEER** P-20, 25, 48, 400, 540, 600, 620, 650, 700, 1110, 1200, 1200-A, 1400, 1700, 1800, 2270, 2400, 3071, 3200, 3270, 3280 AUTO, NU17.




E030 **STIHL**-07, 08S, 50, 51AV, 75, 76AV, 090G, E30.




D033 **DOLMAR** 122, 123, 133, 153. **POULAN** S-6000



E086 **STIHL**-06, 070, 090, **LIGHTNING**




D076 **ALLIS CHALMERS**-95, 195. **DAYTON** 2Z462-A, 2Z971, 2Z561, 4Z251, 4Z252, 4Z397. **DYNAMARK**-4421, 4422. **ECHO**-CS60, 60S, CS451, 452, 500VL, CS601, 601S, VL, SVL, CS602VL, CS650EVL, CS701, 701VL, SVL, CS702VL, EVL, CS750EVL. **JOHN DEERE**-50V, AV, 55V, 60V, VL, 70V, VL, 80EV. **LOMBARD**-AP42D, DAV, SE COMANGO (CS3500), **LIGHTNING** III (CS3502), **SUPER LIGHTNING**, **SUPER LIGHTNING** ANTIVIBE (CS3503). **POULAN**-203, 245A, 306SA, 360, 361, 400 SERIES, 3400, 3700, 4200, 4400, 4900, 5200, 5400 CVA. **SEARS** 35826, 35829, 35851, 35881, 35884, 35885. **SKIL** 1641. **WESTERN AUTO**-430, 3400, B013. **WIZARD** AV18. **WRIGHT**-136, 137A, 140, 141A.




F014 **HOMELITE** BUZ, C SERIES, GD 622, WIZ, WIZ 66, SUPER WIZ 55, 66, SUPER 1050, XP 1000, 1020, 1100GD, 1130, 2000, SUPER 2000, 2000 AUTO, 2100, ZIP.


OREGON[®] SAW BAR MOTOR MOUNT INDEX (continued)




H003 McCULLOCH-CP55, 70, 70L, MAC 1-10, 2-10, 3-10, 4-10, 5-10, 6-10, 7-10, 7-10A, 10-10, 10-10A, PRO MAC 55, 60, 555, 610, 650, 700, 800, 850, SUPER PRO 60, 70, 80, 81, MONTGOMERY WARDS TMY-13083, 24084, 24086, 24088.




H010 PARTNER-P50, 51, 55, 65, 70, 85, 100, R-11, 12, 14, 16, 17, 18, 19, 20, 21, 22, 23, 30, 35, 40, 416, 420, 421, 435, 440, S-50, 55, 65, SKIL 1632, 1646.




H005 HUSQVARNA-RANCHER 61, 62, L-65, SS-77, 160S, 162 SE, SG, 181, 185, 260, 266 SE, SG, 285CD, 380-S, 480, 1100, 2100 CD, PARTNER P-100, R-11, 12, 14, 30, 35, 40, 435, 440.




H024 JONSEREDS-60, 66, 70E, 75, 80, 81, 90, 111S, 601, 621, 751, 801, 910E, OLEO-MAC (OLYMPIC)-250A, 251B, SUPER 251, 252, 254, 254F, 280, 460, 461, SUPER 480, 481.




H006 STIHL-028 AVE, AVEQ, 030 AV, 031AV, AVE, AVEQ, 032, 038, 040, 041 AV, AVE, AVEQ, G, 042 AV, AVEQ, 045 AV, AVE, AVEQ, 048, 056 AVE, E-15, FARM BOSS.



H025 STIHL-028 AVE, AVEQ, 030 AV, 031 AV, AVE, AVEQ, 032, 038, 040, 041 AV, AVE, AVEQ, G, 042 AV, AVEQ, 045 AV, AVE, AVEQ, 048, 056 AVE, E-15, FARM BOSS.



H009 HUSQVARNA-RANCHER 61, 62, L-65, SS77, 160-S, 162 SE, SG, 181, 185, 260, 266 SE, SG, 285CD, 380-S, 480, 1100, 2100CD.



H102 McCULLOCH CP-55, 70, 70L, MAC 1-10, 2-10, 3-10, 4-10, 5-10, 6-10, 7-10, 7-10A, 10-10, 10-10A, PRO MAC 55, 60, 555, 610, 650, 700, 800, 850, SUPER PRO 60, 70, 80, 81, MONTGOMERY WARDS TMY-13083, 24084, 24086, 24088.



CHAIN AND SAW BAR APPLICATIONS

CHAIN SAW MAKE & MODEL	BAR LENGTH	BAR GAUGE	CHAIN TYPE	CHAIN PITCH	DRIVE LINK COUNT	MEDIUM CONTOUR SYMMETRICAL NOSE	SLIMLINE™		PRO-LITE™ ARMOR TIP and SPROCKET NOSE	LASER WELD ARMOR TIP	PRO-AM®		CONSUMER	
							SYMMETRICAL NOSE	GUARD TIP® NOSE			SYMMETRICAL NOSE	GUARD TIP® NOSE	SYMMETRICAL NOSE	GUARD TIP® NOSE
ALLIS CHALMERS														
75, 75A	14	.050	25AP	1/4	76				140LAXA041					140SZAA041
75, 75A	12	.050	91SG	3/8	45									120SXEA041 120SZE041
	12	.050	91SG	3/8	47				120LAXA041					
	14	.050	91SG	3/8	52				140LAXA041					140SXEA041 140SZE041
95, 195	16	.050	72DP	3/8	60		160SSDD076	160STDD076		160ATSD076	160SFDD076	160SKDD076		
	17	.050	72DP	3/8	61									
	18	.050	72DP	3/8	66							180SKDD076		
	20	.050	72DP	3/8	70		200SSDD076	200STDD076		200ATSD076	200SFDD076	200SKDD076		
	20	.050	72DP	3/8	72									
	24	.050	72DP	3/8	81		240SSDD076	240STDD076						
ALPINA														
A-40, P-45	12	.050	33LG	.325	55									
	14	.050	33LG	.325	61									
	15	.050	33LG	.325	64				150SLBA095					
	16	.050	33LG	.325	66					160ATSA095	160SFBA095			
	16	.050	33LG	.325	69		160SSBA095							
	18	.050	33LG	.325	74									
P-55, P-65	16	.050	76LG	3/8	59		160SSDA095	160STDA095		160ATSA095				
	18	.050	76LG	3/8	65					180ATSA095				
	20	.050	76LG	3/8	68									
	20	.050	76LG	3/8	70		200SSDA095	200STDA095		200ATSA095				
	24	.050	76LG	3/8	81					240ATSA095				
	28	.050	76LG	3/8	90									
070, 070S	16	.050	72LG	3/8	60		160SSDD096	160STDD096		160ATSD096	160SFDD096	160SKDD096		
	18	.063	75LG	3/8	65									
	20	.050	72LG	3/8	70		200SSDD096	200STDD096		200ATSD096	200SFDD096	200SKDD096		
	20	.050	72LG	3/8	71									
	24	.050	72LG	3/8	81		240SSDD096	240STDD096		240ATSD096				
	27	.050	72LG	3/8	93		270SRDD096							
	30	.050	50LP	.404	89		300SRFD023							
	30	.050	72LG	3/8	98		300SRDD023							
	32	.050	50LP	.404	95		320SRFD023							
	A-90, F-120, P-90, P-120	17	.063	52LP	.404	63								
21		.063	52LP	.404	71									
25		.063	52LP	.404	82									
30		.063	52LP	.404	94									
36		.063	52LP	.404	108									
42		.063	52LP	.404	123									
48		.063	52LP	.404	136									
54		.063	52LP	.404	145									
60		.063	52LP	.404	170									

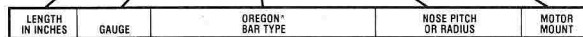
200SSDD076



OREGON® CHAIN AND SAW BAR APPLICATIONS (continued)

CHAIN SAW MAKE & MODEL	BAR LENGTH	BAR GAUGE	CHAIN TYPE	CHAIN PITCH	DRIVE LINK COUNT	MEDIUM CONTOUR SYMMETRICAL NOSE	SLIMLINE™		PRO-LITE™ ARMOR TIP and SPROCKET NOSE	LASER WELD ARMOR TIP	PRO-AM®		CONSUMER	
							SYMMETRICAL NOSE	GUARD TIP® NOSE			SYMMETRICAL NOSE	GUARD TIP® NOSE	SYMMETRICAL NOSE	GUARD TIP® NOSE
DAYTON														
4Z022, 4Z023, 4Z023B, 4Z109, 4Z109C	10	.050	91SG	3/8	40									
	12	.050	91SG	3/8	45								120SXEA041	120SZEAO41
	12	.050	91SG	3/8	47				120LAXA041					
	14	.050	91SG	3/8	52				140LAXA041				140SXEA041	140SZEAO41
2Z970, 2Z970B	16	.050	91SG	3/8	57								160SXEA041	160SZEAO41
	16	.050	91SG	3/8	58				160LAXA041					
2Z463	20	.050	33LG	.325	78									
	20	.050	33LG	.325	80									
2Z462A, 2Z971, 4Z251, 4Z252, 4Z397	16	.050	76LG	3/8	60		160SSDD076	160STDD076		160ATSD076	160SFDD076	160SKDD076		
	18	.050	76LG	3/8	66							180SKDD076		
	20	.050	76LG	3/8	70		200SSDD076	200STDD076		200ATSD076	200SFDD076	200SKDD076		
	21	.050	76LG	3/8	72									
	24	.050	72LG	3/8	81		240SSDD076	240STDD076						
	27	.050	72LG	3/8	93	270SRDD076								
DOLMAR														
101, 103, 104, 105, 108	12	.050	91SG	3/8	46								120SXEA041	120SZEAO41
	12	.050	91SG	3/8	47				120LAXA041					
	14	.050	91SG	3/8	52				140LAXA041				140SXEA041	140SZEAO41
	16	.050	91SG	3/8	57								160SXEA041	160SZEAO41
	16	.050	91SG	3/8	58				160LAXA041					
112, 114, 117, 119, 120	15	.050	72LG	3/8	56									
	15	.058	73LG	3/8	56									
	16	.050	72LG	3/8	59		160SSDA095	160STDA095		160ATSA095	160SFDA095			
	18	.050	72LG	3/8	64									
	18	.058	73LG	3/8	64		178SSDB083	178STDB083						
	18	.050	72LG	3/8	66					180ATSA095				
	20	.050	72LG	3/8	70		200SSDA095	200STDA095		200ATSA095				
	21	.050	72LG	3/8	72									
	21	.058	73LG	3/8	72									
	24	.050	72LG	3/8	81					240ATSA095				
123, 133	17	.058	73LG	3/8	64									
	20	.058	73LG	3/8	72		208SSDD033							
	20	.050	72LG	3/8	72									
	24	.058	73LG	3/8	80									
	25	.050	72LG	3/8	86									
	29	.050	72LG	3/8	96									
	33	.050	72LG	3/8	110									
	36	.050	72LG	3/8	123									
152, 153	17	.063	52LP	.404	61									
	21	.063	52LP	.404	66									
	21	.063	52LP	.404	70									
	25	.063	52LP	.404	78									
	29	.063	52LP	.404	88									
	30	.063	52LP	.404	92									
	33	.063	52LP	.404	100									
	36	.063	52LP	.404	112									
DYNAMARK														
4201, 4221, 4222, 4223, 4225, 4241, 4242, 4243, 4244	10	.050	91SG	3/8	39									
	12	.050	91SG	3/8	45								120SXEA064	
	14	.050	91SG	3/8	52								140SXEA064	140SZEAO64
	14	.050	25AP	1/4	77									
	16	.050	25AP	1/4	80									
4421, 4422	16	.050	72DP	3/8	60		160SSDD076	160STDD076		160ATSD076	160SFDD076	160SKDD076		
	18	.050	72DP	3/8	66							180SKDD076		
	20	.050	72DP	3/8	70		200SSDD076	200STDD076		200ATSD076	200SFDD076	200SKDD076		

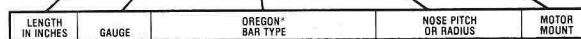
200SSDD076



OREGON® CHAIN AND SAW BAR APPLICATIONS (continued)

CHAIN SAW MAKE & MODEL	BAR LENGTH	BAR GAUGE	CHAIN TYPE	CHAIN PITCH	DRIVE LINK COUNT	MEDIUM CONTOUR SYMMETRICAL NOSE	SLIMLINE™		PRO-LITE™ ARMOR TIP and SPROCKET NOSE	LASER WELD ARMOR TIP	PRO-AM®		CONSUMER	
							SYMMETRICAL NOSE	GUARD TIP® NOSE			SYMMETRICAL NOSE	GUARD TIP® NOSE	SYMMETRICAL NOSE	GUARD TIP® NOSE
ECHO														
CS-302 (Before #0015304), CS-351 (Before #0112195)	12	.050	25AP	1/4	65									
	12	.050	25AP	1/4	68			120LAXA041						
	14	.050	25AP	1/4	75			140LAXA041						140SZA041
	16	.050	25AP	1/4	82								160SXA041	
CS-280, CS-290, CS-301, CS-302 (After #0015304), CS-302S, CS-315, CS-351 (After #0112195), CS330	16	.050	25AP	1/4	84			160LAXA041						
	10	.050	91SG	3/8	40									
	12	.050	91SG	3/8	45								120SXE041	120SZE041
	12	.050	91SG	3/8	47			120LAXA041						
	14	.050	91SG	3/8	52			140LAXA041					140SXE041	140SZE041
	16	.050	91SG	3/8	57								160SXE041	160SZE041
CS-400	14	.050	33LG	.325	61							140SFBA041		
	16	.050	33LG	.325	66		160SSBA041					160SFBA041	160SKBA041	
	18	.050	33LG	.325	72							180SFBA041		
CS-451, CS-452, CS-500, CS-60S, CS-601, CS-602, CS-650, CS-701, CS-702, CS-750	16	.050	76LG	3/8	59									
	16	.050	76LG	3/8	60		160SSDD076	160STDD076		160ATSD076	160SFDD076	160SKDD076		
	18	.050	76LG	3/8	66							180SKDD076		
	20	.050	76LG	3/8	69									
	20	.050	76LG	3/8	70		200SSDD076	200STDD076		200ATSD076	200SFDD076	200SKDD076		
	24	.050	72LG	3/8	81		240SSDD076	240STDD076						
	27	.050	72LG	3/8	93									
CS-900, CS-1001	21	.063	52LP	.404	71					213ATMD096				
	25	.063	52LP	.404	82					253ATMD096				
	27	.050	72LG	3/8	93	270SRDD096								
	30	.050	50LP	.404	89	300SRFD023								
	30	.050	72LG	3/8	98	300SRDD023								
	32	.050	50LP	.404	95	320SRFD023								
	32	.063	52LP	.404	95	323SRFD023								
	36	.063	52LP	.404	106	363SRFD023								
FRONTIER														
Frontier, Mark I	12	.050	25AP	1/4	64									
	14	.050	25AP	1/4	72									
	16	.050	25AP	1/4	80									
F-35, F-35VIP FB35, FB-35VIP F35AV, FB35AV	12	.050	91SG	3/8	44									
	12	.050	91SG	3/8	45								120SXE064	
	14	.050	91SG	3/8	50								140SXE064	140SZE064
	14	.050	91SG	3/8	52									
16	.050	91SG	3/8	56										
	GREEN MACHINE (HMC)													
7100, 7200	12	.050	91SG	3/8	45								120SXE041	120SZE041
	12	.050	91SG	3/8	47			120LAXA041						
	14	.050	91SG	3/8	52			140LAXA041					140SXE041	140SZE041
7400	16	.050	91SG	3/8	57								160SXE041	160SZE041
	16	.050	91SG	3/8	58			160LAXA041						

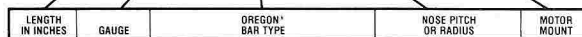
200SSDD076



OREGON® CHAIN AND SAW BAR APPLICATIONS (continued)

CHAIN SAW MAKE & MODEL	BAR LENGTH	BAR GAUGE	CHAIN TYPE	CHAIN PITCH	DRIVE LINK COUNT	MEDIUM CONTOUR SYMMETRICAL NOSE	SLIMLINE™		PRO-LITE™ ARMOR TIP and SPROCKET NOSE	LASER WELD ARMOR TIP	PRO-AM®		CONSUMER	
							SYMMETRICAL NOSE	GUARD TIP® NOSE			SYMMETRICAL NOSE	GUARD TIP® NOSE	SYMMETRICAL NOSE	GUARD TIP® NOSE
HOMELITE														
XL, XL-2 (Before #504-2001)	10	.050	25AP	1/4	61									
	12	.050	25AP	1/4	68				120LAXA061					
	12	.050	25AP	1/4	69									
XL, XL-2 (After #504-2001) XL-2CC, Super 2, Super 2CC, VI Super 2, XEL Electric, 240	8	.050	91SG	3/8	37									
	10	.050	91SG	3/8	42									
	12	.050	91SG	3/8	48				120LAXA061					
	12	.050	91SG	3/8	49									120SZEAO61
	14	.050	91SG	3/8	52								140SXEA061	140SZEAO61
	14	.050	91SG	3/8	53				140LAXA061					
	16	.050	91SG	3/8	59				160LAXA061					
	18	.050	91SG	3/8	64									
190	16	.050	91PS	3/8	59				160LAXA061					
XL-100 Series, 150, EZ, Super EZ	16	.050	72DP	3/8	59		160SSDA095	160STDA095		160ATSA095	160SFDA095			
	20	.050	72DP	3/8	70		200SSDA095	200STDA095		200ATSA095				
XL-12, Super XL, 330, 350, 360, 410, 450, 550, 650, 750, Super XL-925, XL-76	16	.050	72DP	3/8	60		160SSDD096	160STDD096		160ATSD096	160SFDD096	160SKDD096		
	17	.063	27	.404	62					173ATMD096				
	20	.050	72DP	3/8	70		200SSDD096	200STDD096		200ATSD096	200SFDD096	200SKDD096		
	21	.063	27	.404	71					213ATMD096				
	24	.050	72LG	3/8	81		240SSDD096	240STDD096		240ATSD096				
	25	.063	27	.404	82					253ATMD096				
	27	.050	72LG	3/8	93	270SRDD096								
	30	.050	72LG	3/8	98	300SRDD023								
	30	.050	50LP	.404	89	300SRFD023								
	32	.050	50LP	.404	95	320SRFD023								
	32	.063	52LP	.404	95	323SRFD023								
36	.063	52LP	.404	106	363SRFD023									
"C" Series, Super 1050, XP-1000, XP-1020, XP-2000, XP-2100, Zip Wiz, Super Wiz 66, Super 1130G	17	.063	52LP	.404	62					173ATMF014				
	21	.063	52LP	.404	71					213ATMF014				
	25	.063	52LP	.404	82					253ATMF014				
	35	.063	52LP	.404	107					353ATMF014				
	19	.063	10AC	1/2	51									
	23	.063	10AC	1/2	58									
	27	.063	10AC	1/2	67									
32	.063	10AC	1/2	76										
HUSQVARNA														
32, 38	14	.050	91SG	3/8	53								140SXEB004	140SZEBO04
	16	.050	91SG	3/8	58									
34, New 35	12	.050	91SG	3/8	45								120SXEA064	
	14	.050	91SG	3/8	50									
	14	.050	91SG	3/8	52								140SXEA064	140SZEAO64
	16	.050	91SG	3/8	56									
Old 35	14	.050	25AP	1/4	72									
	16	.050	25AP	1/4	80									
140, 140S, 240, 240S, 340SE, 340SG, 444, 40, Rancher 40, Rancher 44, 133SE, 133SG, Rancher 50	11	.058	34LG	.325	52				118SLBA095					
	13	.058	34LG	.325	56				138SLBA095					
	14	.050	33LG	.325	60		140SSBA095	140STBA095						
	15	.050	33LG	.325	64					150SLBA095				
	15	.058	34LG	.325	64					158SLBA095				
	16	.050	33LG	.325	66		160SSBA095			160ATSA095	160SFBA095			
	16	.058	34LG	.325	66						168SFBA095			
	16	.058	34LG	.325	69		168SSBA095	168STBA095						
	20	.050	33LG	.325	70					200ATSA095				
	20	.058	34LG	.325	70		208SSBA095							


200SSDD076



OREGON® CHAIN AND SAW BAR APPLICATIONS (continued)

CHAIN SAW MAKE & MODEL	BAR LENGTH	BAR GAUGE	CHAIN TYPE	CHAIN PITCH	DRIVE LINK COUNT	MEDIUM CONTOUR SYMMETRICAL NOSE	SLIMLINE™		PRO-LITE™ ARMOR TIP and SPROCKET NOSE	LASER WELD ARMOR TIP	PRO-AM®		CONSUMER	
							SYMMETRICAL NOSE	GUARD TIP® NOSE			SYMMETRICAL NOSE	GUARD TIP® NOSE	SYMMETRICAL NOSE	GUARD TIP® NOSE
HUSQVARNA														
(CONT'D)														
61, Rancher 61, Rancher 62, L-65, SS-77, 160S, 162SE, 162SG, 181, 185, 260, 266SE, 266SG, 285CD, 380-S, 480CD, 1100CD, 2100CD	15	.058	73LG	3/8	56		158SSDH009	158STDH009	158SLDH005	158ATMH009	158SFDH005			
	16	.050	72LG	3/8	60		160SSDH009	160STDH009	160SLDH005	160ATMH009	160SFDH005			
	16	.058	73LG	3/8	62		168SSDH009	168STDH009	168SLDH005		168SFDH005			
	18	.050	72LG	3/8	68					180ATMH009	180SFDH005			
	18	.058	73LG	3/8	68		188SSDH009	188STDH009	188SLDH005	188ATMH009	188SFDH005			
	20	.050	72LG	3/8	72		200SSDH009	200STDH009		200ATMH009	200SFDH005			
	20	.058	73LG	3/8	72		208SSDH009	208STDH009			208SFDH005			
	20	.063	75LG	3/8	72					203ATMH009				
	24	.050	72LG	3/8	84		240SSDH009	240STDH009		240ATMH009				
	28	.050	72LG	3/8	93	280SRDH009								
	30	.050	72LG	3/8	98	300SRDH009								
	32	.063	52LP	.404	95	323SRFH009								
	32	.063	72LG	3/8	105	323SRDH009								
	36	.050	72LG	3/8	120									
	36	.063	75LG	3/8	116	363SRDH009								
	36	.063	52LP	.404	104	363SRFH009								
JOBU														
SL-2, SL-21	12	.050	91SG	3/8	45								120SXEA064	
	14	.050	91SG	3/8	52								140SXEA064	140SZEAO64
	16	.050	91SG	3/8	57									
SL-3, SL-35	12	.050	91SG	3/8	45								120SXEA041	120SZEAO41
	12	.050	91SG	3/8	47			120LAXA041						
	14	.050	91SG	3/8	52			140LAXA041				140SXEA041	140SZEAO41	
	16	.050	91SG	3/8	57							160SXEA041	160SZEAO41	
	16	.050	91SG	3/8	58				160LAXA041					
LP-4, LP-5, LP-6, LP-7, LP-8, LP-40, LF-50, L-81, L-86, L-800, L-860	13	.058	77LG	3/8	50									
	15	.058	77LG	3/8	57									
	16	.058	77LG	3/8	60									
	18	.058	77LG	3/8	66									
	20	.058	77LG	3/8	72									
JOHN DEERE														
25EV, 28, 30, 40V	10	.050	91SG	3/8	40									
	12	.050	91SG	3/8	45								120SXEA041	120SZEAO41
	12	.050	91SG	3/8	47			120LAXA041						
	14	.050	91SG	3/8	52			140LAXA041				140SXEA041	140SZEAO41	
	16	.050	91SG	3/8	57							160SXEA041	160SZEAO41	
	16	.050	91SG	3/8	58				160LAXA041					
	16	.050	91SG	3/8	59									
50V, 50AV, 55V, 55EV, 60V, 60VL, 65EV, 70V, 70VL, 80EV	16	.050	76LG	3/8	60		160SSDD076	160STDD076		160ATSD076	160SFDD076	160SKDD076		
	20	.050	76LG	3/8	69									
	20	.050	76LG	3/8	70		200SSDD076	200STDD076		200ATSD076	200SFDD076	200SKDD076		
	24	.050	76LG	3/8	81		240SSDD076	240STDD076						
	27	.050	72LP	3/8	93									
	27	.050	72LP	3/8	93									
45EV	14	.050	33LG	.325	61								140SFBA041	
	16	.050	33LG	.325	66		160SSBA041				160SFBA041	160SKBA041		
	18	.050	33LG	.325	72						180SFBA041			
JONSEREDS														
36, 361	12	.050	25AP	1/4	64									
	14	.050	25AP	1/4	76									
	16	.050	25AP	1/4	80									
36, 361	12	.050	91SG	3/8	45								120SXEA064	
	14	.050	91SG	3/8	52								140SXEA064	140SZEAO64
	16	.050	91SG	3/8	56									

200SSDD076



OREGON® CHAIN AND SAW BAR APPLICATIONS (continued)

CHAIN SAW MAKE & MODEL	BAR LENGTH	BAR GAUGE	CHAIN TYPE	CHAIN PITCH	DRIVE LINK COUNT	MEDIUM CONTOUR SYMMETRICAL NOSE	SLIMLINE™		PRO-LITE™ ARMOR TIP and SPROCKET NOSE	LASER WELD ARMOR TIP	PRO-AM®		CONSUMER	
							SYMMETRICAL NOSE	GUARD TIP® NOSE			SYMMETRICAL NOSE	GUARD TIP® NOSE	SYMMETRICAL NOSE	GUARD TIP® NOSE
JONSEREDS CONT'D														
45, 49, 50, 51	13	.058	34LG	.325	56				138SLBA095					
52, 420, 451, 490, 510	14	.058	34LG	.325	60		148SSBA095	148STBA095						
520, 521	15	.050	33LG	.325	64				150SLBA095					
	15	.058	34LG	.325	64				158SLBA095					
	16	.050	33LG	.325	66		160SSBA095			160ATSA095	160SFBA095			
	16	.050	72LG	3/8	59		160SSDA095	160STDA095		160ATSA095	160SFDA095			
	16	.058	34LG	.325	66									
	16	.058	34LG	.325	69		168SSBA095	168STBA095			168SFBA095			
	20	.050	72LG	3/8	70		200SSDA095	200STDA095		200ATSA095				
	20	.058	34LG	.325	79		208SSBA095	208STBA095						
630	16	.050	72LG	3/8	60		160SSDH009	160STDH009	160SLDH005	160ATMH009	160SFDH005			
	20	.050	72LG	3/8	72		200SSDH009	200STDH009		200ATMH009	200SFDH005			
	24	.050	72LG	3/8	81		240SSDH009	240STDH009		240ATMH009				
	28	.050	72LG	3/8	93	280SRDH009								
60, 66, 70, 80, 81, 90, 110, 111, 601, 621, 751, 910, 920	16	.050	72DP	3/8	60		160SSDD096	160STDD096		160ATSD096	160SFDH024	160SKDD096		
	16	.058	73DP	3/8	60		168SSDH024	168STDH024	168SLDH024	168ATMH024	168SFDH024			
	18	.050	72DP	3/8	68							180SKDD096		
	18	.058	73DP	3/8	68		188SSDH024	188STDH024	188SLDH024	188ATMH024	188SFDH024			
	20	.050	72DP	3/8	72		200SSDD096	200STDD096		200ATSD096	200SFDH024	200SKDD096		
	20	.058	73DP	3/8	72		208SSDH024	208STDH024		208ATMH024	208SFDH024			
	24	.050	72LG	3/8	81		240SSDD096	240STDD096		240ATSD096				
	27	.050	72LG	3/8	93	270SRDD096								
	30	.050	50LP	.404	95	320SRFD023								
	30	.050	72LG	3/8	98	300SRDD023								
	32	.050	50LP	.404	95	320SRFD023								
	32	.063	52LP	.404	95	323SRFD023								
	36	.063	52LP	.404	106	363SRFD023								
LOMBARD														
Little Lightning, AP-24	12	.050	25AP	1/4	64									
	14	.050	25AP	1/4	72									
	16	.050	25AP	1/4	80									
AP-22, AP-24	12	.050	91SG	3/8	45							120SXEA064		
	12	.050	91SG	3/8	47									
	14	.050	91SG	3/8	52							140SXEA064	140SZA064	
	14	.050	91SG	3/8	53									
	16	.050	91SG	3/8	66									
AP-42, AP-42SE, Super Lightning, Lightning III, Comango	16	.050	76LG	3/8	60		160SSDD076	160STDD076		160ATSD076	160SFD076	160SKDD076		
	18	.050	76LG	3/8	66							180SKDD076		
	20	.050	76LG	3/8	70		200SSDD076	200STDD076		200ATSD076	200SFD076	200SKDD076		
	24	.050	76LG	3/8	81		240SSDD076	240STDD076						
	27	.050	72LG	3/8	93									
McCULLOCH														
EM 8	8	.050	91SG	3/8	33									
EM 10	10	.050	91SG	3/8	38									
EM 12	12	.050	91SG	3/8	44							120SXEA018		
12A	12	.050	91PS	3/8	44							120SXEA018		
14A	14	.050	91PS	3/8	49							140SXEA018		
Power Mac 6, Pro Mac 510	10	.050	25AP	1/4	55									
	12	.050	25AP	1/4	64									
	12	.050	25AP	1/4	65							120SXAA018		
	14	.050	25AP	1/4	71									
	14	.050	25AP	1/4	72							140SXAA018		
	16	.050	25AP	1/4	80									

200SSDD076



OREGON® CHAIN AND SAW BAR APPLICATIONS (continued)

CHAIN SAW MAKE & MODEL	BAR LENGTH	BAR GAUGE	CHAIN TYPE	CHAIN PITCH	DRIVE LINK COUNT	MEDIUM CONTOUR SYMMETRICAL NOSE	SLIMLINE™		PRO-LITE™ ARMOR TIP and SPROCKET NOSE	LASER WELD ARMOR TIP	PRO-AM®		CONSUMER		
							SYMMETRICAL NOSE	GUARD TIP® NOSE			SYMMETRICAL NOSE	GUARD TIP® NOSE	SYMMETRICAL NOSE	GUARD TIP® NOSE	
McCULLOCH															
CONT'D															
12, Mini Mac (all models), MC110, MC120, 130, 140, PM310, PM320, 330, 340, Power Mac 6, SP40 1-10, 2-10, 3-10, 4-10, 5-10, 6-10, 7-10, 10-10, 55, 60, 555, 610, 650, 700, 800, 850, SP-60, SP-70, SP-80, SP-81, CP55, CP70, CP70L	10	.050	91SG	3/8	38										
	12	.050	91SG	3/8	44									120SXEA018	
	14	.050	91SG	3/8	49									140SXEA018	
	16	.050	91SG	3/8	54										
	16	.050	76LG	3/8	59		160SSDH102	160STDH102							
	16	.050	76LG	3/8	60					160ATSH102	160ATSH102	160SFDH003			
	16	.058	77LG	3/8	60										
	20	.050	76LG	3/8	70										
	20	.050	76LG	3/8	71		200SSDH102	200STDH102			200ATSH102				
	20	.058	77LG	3/8	71						208ATSH102				
	24	.050	76LG	3/8	81		240SSDH102								
	28	.050	72LG	3/8	92										
	32	.050	72LG	3/8	105										
	36	.050	72LG	3/8	116										
D-30, D-36, D-44, 140 Series, 150 Series, 170 Series, 105, 125, 200, 250, 300, 380, 440, 450, 550, 740, 790, 795, 797	16	.063	52LP	.404	60										
	24	.063	52LP	.404	74										
	28	.063	52LP	.404	84										
	32	.063	52LP	.404	95										
	36	.063	52LP	.404	108										
	42	.063	52LP	.404	122										
MONTGOMERY WARD															
TMY24062, TMY24064, TMY24066,	10	.050	91SG	3/8	38										
	12	.050	91SG	3/8	44									120SXEA018	
	14	.050	91SG	3/8	49									140SXEA018	
TMY24068	16	.050	91PS	3/8	54										
TMY24078	16	.050	25AP	1/4	80										
TMY24084, TMY24086, TMY24088	16	.050	72DP	3/8	59		160SSDH102	160STDH102							
	16	.050	72DP	3/8	60					160ATSH102	160SFDH003				
	20	.050	72DP	3/8	70						200SFDH003				
	20	.050	72DP	3/8	71		200SSDH102	200STDH102		200ATSH102					
24	.050	72LG	3/8	81		240SSDH102									
24009, 24020	8	.050	25AP	1/4	48										
24003, 24006	10	.050	25AP	1/4	56										
24000, 24001, 24005, 24026,	12	.050	25AP	1/4	64										
24002, 24007, 24008, 24024, 24025						14	.050	25AP	1/4	72					
30030, 30031	8	.050	91SG	3/8	34										
TMC 24050	10	.050	91SG	3/8	39										
24052, 30000, 30004, 30034, 30035	12	.050	91SG	3/8	44										
24054, 30008, 30012, 30038, 30039						14	.050	91SG	3/8	49					
24056	16	.050	91SG	3/8	56										
30016	16	.050	91SG	3/8	59										
24027, 24028	15	.050	72DP	3/8	56										
24029, 24036, 24037	17	.050	72DP	3/8	62										
30020	19	.050	72DP	3/8	68										
30024	21	.050	72DP	3/8	72										

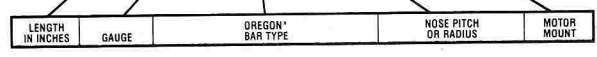
200SSDD076



OREGON® CHAIN AND SAW BAR APPLICATIONS (continued)

CHAIN SAW MAKE & MODEL	BAR LENGTH	BAR GAUGE	CHAIN TYPE	CHAIN PITCH	DRIVE LINK COUNT	MEDIUM CONTOUR SYMMETRICAL NOSE	SLIMLINE™		PRO-LITE™ ARMOR TIP and SPROCKET NOSE	LASER WELD ARMOR TIP	PRO-AM®		CONSUMER	
							SYMMETRICAL NOSE	GUARD TIP® NOSE			SYMMETRICAL NOSE	GUARD TIP® NOSE	SYMMETRICAL NOSE	GUARD TIP® NOSE
OLYMPIC (OLEO-MAC)														
240	14	.050	91SG	3/8	49									
	16	.050	91SG	3/8	59									
250A, 251, 252, 254, 254F, 260, 261, 272, 280, 460A Super, 461, 480A Super, 481, 482	16	.050	72DP	3/8	60		160SSDD096	160STDD096		160ATSD096	160SFDH024	160SKDD096		
	16	.058	73DP	3/8	60		168SSDH024	168STDH024		168ATMH024	168SFDH024			
	18	.050	72DP	3/8	68						180SFDH024			
	18	.058	73DP	3/8	68		188SSDH024	188STDH024		188ATMH024	188SFDH024			
	20	.050	72DP	3/8	72		200SSDD096	200STDD096		200ATSD096	200SFDH024	200SKDD096		
	20	.058	73DP	3/8	72		208SSDD096	208STDH024		208ATMH024	208SFDH024			
	24	.050	72LG	3/8	81		240SSDD096	240STDD096		240ATSD096				
	27	.050	72LG	3/8	93	270SRDD096								
30	.050	72LG	3/8	98	300SRDD023									
PARTNER														
Mini-P Series, Spartan, 1601, 1602, 1610, 1611, 1612, 1613, 1614, 1616	12	.050	91SG	3/8	45								120SXEA064	
	14	.050	91SG	3/8	50								140SXEA064	140SZEA064
	14	.050	91SG	3/8	52									
	16	.050	91SG	3/8	56									
P-50, P-51, P-55, P-65, P-70, P-85, P-100, R-11, R-12, R-14, R-16, R-17, R-18, R-19, R-20, R-21, R-22, R-23, R-30, R-35, R-40, R-416, R-420, R-421, R-435, R-440, S-50, S-55, S-65	15	.058	73LG	3/8	56		158SSDH010	158STDH010	158SLDH005	158ATSH010	158SFDH005			
	16	.050	72LG	3/8	60				160SLDH005		160SFDH005			
	16	.058	73LG	3/8	58		168SSDH010	168STDH010			168SFDH005			
	16	.058	73LG	3/8	60				168SLDH005					
	18	.058	73LG	3/8	64		188SSDH010	188STDH010		188ATSH010				
	18	.058	73LG	3/8	68				188SLDH005		188SFDH005			
	20	.058	73LG	3/8	70									
	20	.058	73LG	3/8	72						208SFDH005			
	22	.058	73LG	3/8	76		228SSDH010	228STDH010		228ATSH010				
	24	.058	73LG	3/8	80									
	28	.058	73LG	3/8	93									
	1655, 2055	16	.058	77LG	3/8	58		168SSDH010	168STDH010			168SFDH005		
20		.058	77LG	3/8	72						208SFDH005			
P-500, P-5000	15	.058	34LG	.325	64				158SLBA095					
	16	.058	34LG	.325	66						168SFBA095			
	18	.058	34LG	.325	72						188SFBA095			
PIONEER														
P-10	12	.050	25AP	1/4	64									
	14	.050	25AP	1/4	72									
	16	.050	25AP	1/4	80									
P-12, P-12S	12	.050	91SG	3/8	45								120SXEA064	
	14	.050	91SG	3/8	52								140SXEA064	140SZEA064
P-11, P-21, P-25, P-26, P-28, P-28S, 970, 1072, 1074	11	.058	34LG	.325	52				118SLBA095					
	13	.058	34LG	.325	56				138SLBA095					
	14	.058	34LG	.325	60		148SSBA095	148STBA095						
	15	.050	33LG	.325	64				150SLBA095					
	15	.058	34LG	.325	64				158SLBA095					
	16	.050	33LG	.325	66		160SSBA095			160ATSA095	160SFBA095			
	16	.058	34LG	.325	66						168SFBA095			
	16	.058	34LG	.325	69		168SSBA095	168STBA095						
	20	.050	33LG	.325	79					200ATSA095				
20	.058	34LG	.325	79		208SSBA095	208STBA095							

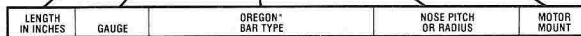
200SSDD076



OREGON® CHAIN AND SAW BAR APPLICATIONS (continued)

CHAIN SAW MAKE & MODEL	BAR LENGTH	BAR GAUGE	CHAIN TYPE	CHAIN PITCH	DRIVE LINK COUNT	MEDIUM CONTOUR SYMMETRICAL NOSE	SLIMLINE™		PRO-LITE™ ARMOR TIP and SPROCKET NOSE	LASER WELD ARMOR TIP	PRO-AM®		CONSUMER	
							SYMMETRICAL NOSE	GUARD TIP® NOSE			SYMMETRICAL NOSE	GUARD TIP® NOSE	SYMMETRICAL NOSE	GUARD TIP® NOSE
PIONEER CONT'D														
P-40, P-41, P-41S, P-48, P-50, P-51, P-51S, P-60, P-61, P-61S, Farmsaw, Farmsaw S	16	.050	76LG	3/8	60		160SSDD096	160STDD096		160ATSD096	160SFDD096	160SKDD096		
	16	.058	77LG	3/8	62									
	20	.050	72LG	3/8	70		200SSDD096	200STDD096		200ATSD096	200SFDD096	200SKDD096		
	20	.058	73LG	3/8	70		208SSDD096	208STDD096						
	24	.050	72LG	3/8	81		240SSDD096	240STDD096		240ATSD096				
	24	.058	73LG	3/8	79		248SSDD096	248STDD096						
	27	.050	72LG	3/8	93	270SRDD096								
	28	.058	73LG	3/8	92									
	30	.050	72LG	3/8	98	300SRDD023								
	30	.050	50LP	.404	89	300SRFD023								
	32	.050	50LP	.404	95	320SRFD023								
	32	.063	52LP	.404	95	323SRFD023								
36	.063	52LP	.404	106	363SRFD023									
P-20, NU-17, 400, 540, 600, 620, 650, 700, 1110, 1200, 1200A, 1400, 1700, 1800, 2270, 2400, 3071, 3200, 3270 Auto, 3280 Auto	16	.058	73LG	3/8	62				168ATMD026					
	20	.058	73LG	3/8	70				208ATMD026					
	24	.058	73LG	3/8	79									
POULAN														
20 (XX) Series (Before #20287653)	12	.050	25AP	1/4	66									
	12	.050	25AP	1/4	68				120LAXA041					
	14	.050	25AP	1/4	76				140LAXA041					140SZA041
	16	.050	25AP	1/4	83							160SXAA041		
25 (XXV) (Before #25663272)	16	.050	25AP	1/4	84				160LAXA041					
	10	.050	91SG	3/8	40									
	12	.050	91SG	3/8	45							120SXEA041	120SZA041	
	12	.050	91SG	3/8	47				120LAXA041					
	14	.050	91SG	3/8	52				140LAXA041				140SXEA041	140SZA041
	16	.050	91SG	3/8	56								160SXEA041	160SZA041
	16	.050	91SG	3/8	57								160SXEA041	160SZA041
	16	.050	91SG	3/8	58				160LAXA041					
Micro 25PS	14	.050	91PS	3/8	52				140LAXA041				140SXEA041	140SZA041
306SA	16	.050	33LG	.325	68									
	20	.050	33LG	.325	78									
	24	.050	33LG	.325	93									
245, 306, 360, 361, 3400, 3700, 4200, 4400, 4900, 5200, 5400 (30" Bar requires "S" clip)	16	.050	76LG	3/8	60		160SSDD076	160STDD076		160ATSD076	160SFDD076	160SKDD076		
	17	.050	76LG	3/8	61									
	18	.050	76LG	3/8	66								180SKDD076	
	20	.050	76LG	3/8	70		200SSDD076	200STDD076		200ATSD076	200SFDD076	200SKDD076		
	21	.050	76LG	3/8	72									
	24	.050	72LG	3/8	81		240SSDD096	240STDD076						
	25	.050	72LG	3/8	82									
	27	.050	72LG	3/8	90									
	30	.050	72LG	3/8	97	300SRDD023								
	32	.063	52LP	.404	94									
36	.063	52LP	.404	104										

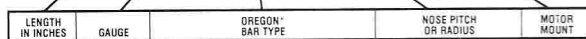
200SSDD076



OREGON® CHAIN AND SAW BAR APPLICATIONS (continued)

CHAIN SAW MAKE & MODEL	BAR LENGTH	BAR GAUGE	CHAIN TYPE	CHAIN PITCH	DRIVE LINK COUNT	MEDIUM CONTOUR SYMMETRICAL NOSE	SLIMLINE™		PRO-LITE™ ARMOR TIP and SPROCKET NOSE	LASER WELD ARMOR TIP	PRO-AM®		CONSUMER	
							SYMMETRICAL NOSE	GUARD TIP® NOSE			SYMMETRICAL NOSE	GUARD TIP® NOSE	SYMMETRICAL NOSE	GUARD TIP® NOSE
REMINGTON														
Bantam, Limb-N-Trim, Outdoorsman, Sportsman, Weekender (early models)	8	.050	25AP	1/4	48									
	10	.050	25AP	1/4	56									
	12	.050	25AP	1/4	64									
	14	.050	25AP	1/4	72									
All Fast Sharp Models	8	.050	91PS	3/8	34									
	10	.050	91PS	3/8	40									
	12	.050	91PS	3/8	45									
	14	.050	91PS	3/8	50									
Job Master, Limb-N-Trim, Mighty Mite 100-500, Outdoorsman II, Yard Master, 812, 814, 816, 840, 850	8	.050	91SG	3/8	34									
	10	.050	91SG	3/8	40									
	12	.050	91SG	3/8	45									
	14	.050	91SG	3/8	50									
PL-4, PL-5, PL-55, SL-4, SL-9, SL-11, Logger, Woodsman	15	.050	72DP	3/8	56									
	16	.050	72DP	3/8	60	160SSDD096	160STDD096		160ATSD096	160SFDD096	160SKDD096			
	17	.050	72DP	3/8	62									
	19	.050	72DP	3/8	68									
	20	.050	72DP	3/8	70	200SSDD096	200STDD096		200ATSD096	200SFDD096	200SKDD096			
	21	.050	72DP	3/8	72									
	23	.050	72DP	3/8	78									
24	.050	72DP	3/8	81	240SSDD096	240STDD096		240ATSD096						
SEARS														
35083, 35084, 35085, 35206, 35224, 35824	12	.050	25AP	1/4	66									
	12	.050	25AP	1/4	68			120LAXA041						
	14	.050	25AP	1/4	76			140LAXA041					140SZAA041	
	16	.050	25AP	1/4	83							160SXAA041		
16	.050	25AP	1/4	84										
35086, 35088, 35233	14	.050	89TS	1/4	76									
Electric up to '82 Models 3400, 3408, 3411, 3441, 3444, 3445, 3460, 3461, 3465, 3466, 34071	8	.050	91SG	3/8	34									
	10	.050	91SG	3/8	40									
	12	.050	91SG	3/8	48									
	14	.050	91SG	3/8	53							140SXEB004	140SZEBO04	
3407	10	.050	91SG	3/8	41									
35025, 35082, 35093, 35201, 35203, 35205, 35206, 35232, 35238, 35255	10	.050	91SG	3/8	40									
	12	.050	91SG	3/8	45							120SXEA041	120SZEAO41	
	12	.050	91SG	3/8	47			120LAXA041						
	14	.050	91SG	3/8	52			140LAXA041				140SXEA041	140SZEAO41	
	16	.050	91SG	3/8	57							160SXEA041	160SZEAO41	
	16	.050	91SG	3/8	58			160LAXA041						
3417, 3470, 3471	14	.050	91PS	3/8	53			140LAXA041				140SXEA041	140SZEAO41	
35091, 35095, 35096, 35209, 35215, 35219, 35235	12	.050	91SG	3/8	45							120SXEA041	120SZEAO41	
	12	.050	91SG	3/8	47			120LAXA041						
	14	.050	91SG	3/8	52			140LAXA041				140SXEA041	140SZEAO41	
	16	.050	91SG	3/8	57							160SXEA041	160SZEAO41	
	16	.050	91SG	3/8	58			160LAXA041						
3403, 3416	14	.050	87A	.325	59									
35148, 35178, 35197, 35375, 35376, 35377	17	.050	87A	.325	71									
35071, 35072, 35104, 35106, 35108, 35114, 35116, 35118, 35124, 35125, 35212, 350261, 350711, 350721, 351061	18	.050	87A	.325	74									
	17	.050	72DP	3/8	63									

200SSDD076



OREGON® CHAIN AND SAW BAR APPLICATIONS (continued)

CHAIN SAW MAKE & MODEL	BAR LENGTH	BAR GAUGE	CHAIN TYPE	CHAIN PITCH	DRIVE LINK COUNT	MEDIUM CONTOUR SYMMETRICAL NOSE	SLIMLINE™		PRO-LITE™ ARMOR TIP and SPROCKET NOSE	LASER WELD ARMOR TIP	PRO-AM®		CONSUMER	
							SYMMETRICAL NOSE	GUARD TIP® NOSE			SYMMETRICAL NOSE	GUARD TIP® NOSE	SYMMETRICAL NOSE	GUARD TIP® NOSE
SEARS														
CONT'D														
35826, 35829, 35851, 35881, 35884, 35885	16	.050	76LG	3/8	59									
	16	.050	76LG	3/8	60		160SSDD076	160STDD076		160ATSD076	160SFDD076	160SKDD076		
	18	.050	76LG	3/8	66							180SKDD076		
	20	.050	76LG	3/8	70		200SSDD076	200STDD076		200ATSD076	200SFDD076	200SKDD076		
	24	.050	76LG	3/8	81		240SSDD076	240STDD076						
Electrics-1983 Models Forward														
3455	10	.050	91SG	3/8	40									
3476	14	.050	91SG	3/8	52				140LAXA041				140SXEA041	140SZEA041
3481	14	.050	91PS	3/8	52				140LAXA041				140SXEA041	140SZEA041
SKIL														
944, 1600 Type 1-2, 1601, 1602, 1610, 1612, 1700, 1705	10	.050	25AP	1/4	56									
	12	.050	25AP	1/4	65									
	14	.050	25AP	1/4	72									
	16	.050	25AP	1/4	80									
1601, 1602, 1610, 1611, 1612, 1613, 1614, 1616, 1700, 1705	10	.050	91SG	3/8	40									
	12	.050	91SG	3/8	45								120SXEA064	
	14	.050	91SG	3/8	50								140SXEA064	140SZEA064
	16	.050	91SG	3/8	56									
605, 606	14	.050	72DP	3/8	52									
	20	.050	72DP	3/8	68									
1620, 1622, 1624, 1634, 1636	10	.050	91SG	3/8	40									
	12	.050	91SG	3/8	45									
	12	.050	91SG	3/8	47				120LAXA041					
	14	.050	91SG	3/8	52				140LAXA041				140SXEA041	140SZEA041
	16	.050	91SG	3/8	57								160SXEA041	160SZEA041
1641	16	.050	76LG	3/8	60		160SSDD076	160STDD076		160ATSD076	160SFDD076	160SKDD076		
	18	.050	76LG	3/8	66							180SKDD076		
	20	.050	76LG	3/8	70		200SSDD076	200STDD076		200ATSD076	200SFDD076	200SKDD076		
	24	.050	76LG	3/8	81		240SSDD076	240STDD076						
SHINDAIWA														
100, 150 Electrics	10	.050	91SG	3/8	40									
	12	.050	91SG	3/8	45								120SXEA041	120SZEA041
	12	.050	91SG	3/8	47				120LAXA041					
350	14	.050	91SG	3/8	53				140LAXA041				140SXEA041	140SZEA041
	16	.050	91SG	3/8	57								160SXEA041	160SZEA041
	16	.050	91SG	3/8	58				160LAXA041					
415, 450	14	.050	33LG	.325	61						140SFBA041			
	16	.050	33LG	.325	66		160SSBA041				160SFBA041	160SKBA041		
	18	.050	33LG	.325	72						180SFBA041			
	20	.050	33LG	.325	79									
STIHL														
015L, 015AV, 020AV, 020AVP, E10	10	.050	25AP	1/4	56									
	12	.050	25AP	1/4	64									
	14	.050	25AP	1/4	72									
	16	.050	25AP	1/4	80									
009,009L, 010AV, 011AV, 015L, 015AV, 020AV, 020AVP, 020AVS, E10	12	.050	91SG	3/8	44									
	14	.050	91SG	3/8	50									
	16	.050	91SG	3/8	55									
	18	.050	91SG	3/8	60									

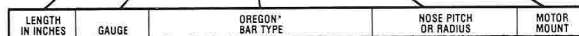
200SSDD076



OREGON® CHAIN AND SAW BAR APPLICATIONS (continued)

CHAIN SAW MAKE & MODEL	BAR LENGTH	BAR GAUGE	CHAIN TYPE	CHAIN PITCH	DRIVE LINK COUNT	MEDIUM CONTOUR SYMMETRICAL NOSE	SLIMLINE™		PRO-LITE™ ARMOR TIP and SPROCKET NOSE	LASER WELD ARMOR TIP	PRO-AM®		CONSUMER	
							SYMMETRICAL NOSE	GUARD TIP® NOSE			SYMMETRICAL NOSE	GUARD TIP® NOSE	SYMMETRICAL NOSE	GUARD TIP® NOSE
STIHL CONT'D														
028WB, 028AV, Woodboss, 031AV, 032AV	15	.063	35LG	.325	63									
	16	.063	35LG	.325	67		163SSBH025	163STBH025		163ATMH025	163SFBH006			
	18	.063	35LG	.325	74					183ATMH025	183SFBH006			
	20	.063	35LG	.325	81					203ATMH025				
028, 030, 031, 032, 038, 040, 041, 042, 045, 048, 056, E-15, Farm Boss	16	.050	72LG	3/8	60		160SSDH025			160ATSH025	160SFDH006			
	16	.063	75LG	3/8	60		163SSDH025	163STDH025		163ATMH025				
	18	.050	72LG	3/8	66						180SFDH006			
	18	.063	75LG	3/8	66					183ATMH025	183SFDH006			
	20	.050	72LG	3/8	72		200SSDH025	200STDH025		200ATSH025	200SFDH006			
	20	.063	75LG	3/8	72					203ATMH025				
	24	.050	72LG	3/8	84		240SSDH025			240ATSH025				
	24	.063	75LG	3/8	84									
	28	.050	72LG	3/8	91	280SRDH025								
	28	.063	75LG	3/8	91									
	28	.063	52LP	.404	83	283SRFH025								
	32	.050	72LG	3/8	105	320SRDH025								
	32	.063	75LG	3/8	105									
	32	.050	50LP	.404	95	320SRFH025								
32	.063	52LP	.404	95	323SRFH025									
36	.050	72LG	3/8	114										
36	.063	75LG	3/8	114	363SRDH025									
36	.063	52LP	.404	103	363SRFH025									
08S, 050AV, 051AV, 075AV, 076AV, 090G, 07S, E30	17	.063	52LP	.404	60									
	21	.063	52LP	.404	68					213ATLE030				
	25	.063	52LP	.404	80					253ATME030				
	30	.063	52LP	.404	91									
	33	.063	52LP	.404	99	333SRFE030								
	36	.063	52LP	.404	104									
	36	.063	52LP	.404	108	363SRFE030								
	41	.063	52LP	.404	123									
	47	.063	52LP	.404	139									
090G	17	.063	10AC	1/2	49									
	21	.063	10AC	1/2	55					213ATLE030				
	25	.063	10AC	1/2	65									
	30	.063	10AC	1/2	74									
	36	.063	10AC	1/2	84									
	47	.063	10AC	1/2	111									
06, 070, 090, Lightning	21	.063	52LP	.404	72					213ATLE086				
	25	.063	52LP	.404	84									
	30	.063	52LP	.404	92									
	33	.063	52LP	.404	99									
	36	.063	52LP	.404	108									
	42	.063	52LP	.404	124									
	47	.063	52LP	.404	139									
	59	.063	52LP	.404	173									
TAS														
ECS-35, ECS-35B, ECS-350, ECS-356, ECS-370, ECS-415	14	.050	91SG	3/8	52				140LAXA041				140SXEA041	140SZEA041
	16	.050	91SG	3/8	57								160SXEA041	160SZEA041
	16	.050	91SG	3/8	58				160LAXA041					
ECS-505, ECS-650	16	.050	76LG	3/8	60		160SSDD076	160STDD076		160ATSD076	160SFDD076	160SKDD076		
	20	.050	76LG	3/8	70		200SSDD076	200STDD076		200ATSD076	200SFDD076	200SKDD076		
	24	.050	76LG	3/8	81		240SSDD076	240STDD076						

200SSDD076



OREGON® CHAIN AND SAW BAR APPLICATIONS (continued)

CHAIN SAW MAKE & MODEL	BAR LENGTH	BAR GAUGE	CHAIN TYPE	CHAIN PITCH	DRIVE LINK COUNT	MEDIUM CONTOUR SYMMETRICAL NOSE	SLIMLINE™		PRO-LITE™ ARMOR TIP and SPROCKET NOSE	LASER WELD ARMOR TIP	PRO-AM®		CONSUMER	
							SYMMETRICAL NOSE	GUARD TIP® NOSE			SYMMETRICAL NOSE	GUARD TIP® NOSE	SYMMETRICAL NOSE	GUARD TIP® NOSE
TENSEN														
Mini Brute	10	.050	91SG	3/8	41									
	14	.050	91SG	3/8	54									
TORO														
51100, 51140	10	.050	91SG	3/8	40									
	14	.050	91SG	3/8	52				140LAXA041				140SXEA041	140SZE041
WEN ELECTRIC														
1100 (type 1), 1200 (type 1), 2000, 2400, 2600, 2700, 5008, 5010, 5014, Bumble Bee, Wasp, Hornet	8	.050	91SG	3/8	35									
	10	.050	91SG	3/8	41									
	12	.050	91SG	3/8	49									
	14	.050	91SG	3/8	53									
	16	.050	91SG	3/8	58								140SXEB004	140SZE004
1400 (type 1)	14	.050	91SG	3/8	54									
1100, 1200, 1400	10	.050	33LG	.325	46									
	12	.050	33LG	.325	54									
	14	.050	33LG	.325	60									
WESTERN AUTO														
CAT 12, CAT 14	12	.050	25AP	1/4	65									
	12	.050	25AP	1/4	68				120LAXA041					
	14	.050	25AP	1/4	76				140LAXA041					140SZAA041
	16	.050	25AP	1/4	83								160SXAA041	
	16	.050	25AP	1/4	84				160LAXA041					
Wizard Models: 010, 012, 014, 110, 112, 214, 316, AV16, Electric, 1800, 2000, S25DA	10	.050	91SG	3/8	40									
	12	.050	91SG	3/8	45								120SXEA041	120SZE041
	12	.050	91SG	3/8	47				120LAXA041					
	14	.050	91SG	3/8	52				140LAXA041				140SXEA041	140SZE041
	16	.050	91SG	3/8	56								160SXEA041	160SZE041
	16	.050	91SG	3/8	57								160SXEA041	160SZE041
	16	.050	91SG	3/8	58				160LAXA041					
B013, 430, Wizard AV-18, 3400	16	.050	76LG	3/8	60		160SSDD076	160STDD076		160ATSD076	160SFDD076	160SKDD076		
	17	.050	76LG	3/8	61									
	18	.050	76LG	3/8	66							180SKDD076		
	20	.050	76LG	3/8	70		200SSDD076	200STDD076		200ATSD076	200SFDD076	200SKDD076		
	21	.050	76LG	3/8	72									
WRIGHT														
111 (Before serial #20287653), 121, 122A	10	.050	25AP	1/4	60									
	12	.050	25AP	1/4	65									
	12	.050	25AP	1/4	68				120LAXA041					
	14	.050	25AP	1/4	84				140LAXA041					140SZAA041
111 (After serial #20287653)	10	.050	91SG	3/8	40									
	12	.050	91SG	3/8	45								120SXEA041	120SZE041
	12	.050	91SG	3/8	47				120LAXA041					
	14	.050	91SG	3/8	52				140LAXA041				140SXEA041	140SZE041
136, 137A, 140, 141A	16	.050	72DP	3/8	60		160SSDD076	160STDD076		160ATSD076	160SFDD076	160SKDD076		
	17	.050	72DP	3/8	61									
	18	.050	72DP	3/8	66							180SKDD076		
	20	.050	72DP	3/8	70		200SSDD076	200STDD076		200ATSD076	200SFDD076	200SKDD076		
	21	.050	72DP	3/8	72									

200SSDD076

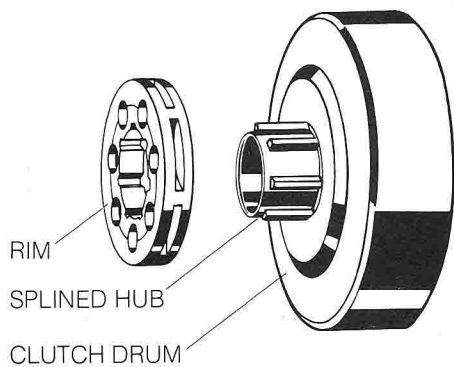




DRIVE SPROCKETS

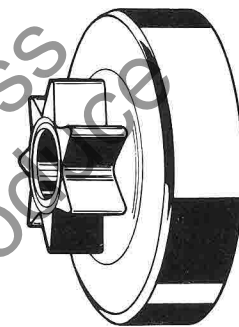
POWER MATE® SPROCKET SYSTEMS

OREGON® POWER MATE® self-aligning rim sprockets give smoother chain operation as the rim slides on the splined hub so the chain lines up with the bar groove. There's less wear and chain damage because the chain is supported on the circular rim. The drums are available with either shell or caged needle-type bearings, depending on the saw model they fit.



SPUR SPROCKETS

OREGON® now has available a selection of chain saw spur sprockets to complement its popular Power-Mate® floating rim sprocket-system line. The spurs cover a range of professional and consumer saw applications. The new spur sprocket line is manufactured to the highest OREGON® engineering specification standards for long life and reduced wear.



POWER MATE® RIMS

RIM TYPE	PART NUMBER	PITCH	TEETH
STANDARD 6 SPLINE	14031	.404"	8
SMALL 7 SPLINE	11891	.325"	8
	11892	.325"	7
	18462	.354"	7
	18720	3/8"	7
STANDARD 7 SPLINE	10513	.404"	7
	13313	.404"	8
	68210	3/8"	7
STANDARD 7 SPLINE WITH HOLE FOR OIL PUMP DRIVE PIN & LUGS	22270	.404"	7
	22273	3/8"	8
SMALL 9 SPLINE	18250	1/4"	9
	22580	3/8"	7

POWER MATE® PARTS

PART NAME	PART NUMBER	CHAIN SAW MAKE & MODEL
SPROCKET WASHERS	26588	STIHL 045
	26908	HUSQVARNA 162 and RANCHER 61
SPROCKET DUST COVERS	21215	STIHL 045
	22128	HUSQVARNA 380, 480
	22148	HUSQVARNA L65, 77, 185, 285, 1100CD, 2100CD
	22266	STIHL 050, 051, 075
	25047	HUSQVARNA 162 and HUSQVARNA RANCHER 61
SPROCKET BEARINGS	11893	SPROCKET SYSTEMS 17986, 18242, 18459, 19226, 21237, 21238, 21426, 24138, 68209
	21276	SPROCKET SYSTEMS 10624, 22132



SPROCKET APPLICATIONS

CHAIN SAW MAKE & MODEL	PITCH	POWER MATE® SYSTEM				PRO-AM® SPUR	CONSUMER SPUR
		TEETH	SPLINE	RIM	SYSTEM		
ALLIS CHALMERS							
75, 75A	1/4	9	SM 9	18250	19779		
	3/8	7	SM 9	22580	23115		28006
95, 195	3/8	7	SD 7	68210	10617		
ALPINA							
P-40, P-45	.325	8	SM 7	11891	21237		
	3/8	7	SM 7	18720	17986	27921	
070, 070S, A-90, F-120, P-90, P-120	3/8	7	SD 7	68210	20091		
DAYTON							
4Z022, 4Z023, 4Z023B, 4Z109, 4Z109C	3/8	6					28004
2Z970, 2Z970B	3/8	7	SM 9	22580	23115		28006
2Z462A, 2Z971	3/8	7	SD 7	68210	10617		
4Z251, 4Z397	3/8	7	SD 7	68210	28187	27942	
4Z252	3/8	7	SD 7	68210	23706	27930	
DOLMAR							
112, 114, 117, 119, 120	3/8	7	SD 7	68210	27189	27933	
123, 133	3/8	7	SD 7	68210	27191	27936	
	3/8	8	SD 7	22273	16372		
152, 153	.404	7	SD 7	10513	27193		
DYNAMARK							
4421, 4422	3/8	7	SD 7	68210	68090		
ECHO							
CS-280, CS-290	3/8	6					27999
CS-301, CS-302, CS-315, CS-351	3/8	6					28000
CS-400	.325	7	SM 7	11892	29243		
CS-451, CS-452, CS-500	3/8	7	SM 7	18720	21358	27948	
CS-601	3/8	7	SD 7	68210	21350		
CS-650	3/8	7	SD 7	68210	29313		
CS-701	3/8	7	SD 7	68210	21354		
CS-602, CS-702, CS-750	3/8	7	SD 7	68210	26098	27951	
CS-900, CS-1001	.404	7	SD 7	10513	23136		
CS-60S	3/8	7				27912	
FRONTIER							
F-35, F-35AV, F-35VIP, FB-35, FB-35AV, FB-35VIP	3/8						28001

NOTE: WHEN ORDERING USE PART NUMBERS FROM LAST THREE COLUMNS →

OREGON® SPROCKET APPLICATIONS (continued)

CHAIN SAW MAKE & MODEL	PITCH	POWER MATE® SYSTEM				PRO-AM® SPUR	CONSUMER SPUR
		TEETH	SPLINE	RIM	SYSTEM		
HOMELITE							
190, XL, XL2, SUPER 2, VI SUPER 2	3/8	6					27958
XL 100 SERIES, VL 123, 125 (3" CUP)	3/8	7	SD 7	68210	12190	27906	
EZ	.325	7	SM 7	11892	21237		
EZ, SUPER EZ, 101, 150	3/8	7	SD 7	68210	16379	27918	
XL-12, XL-500, XL-700, SUPER XL (5/8" BEARING)	3/8	7	SD 7	68210	10615	28543	
XL-12 (Before serial #1735838)	3/8	7	SD 7	68210	68208		
XL-12 (After serial #1735838), XL-901	3/8	7	SD 7	68210	21715	27927	
330, 350, 360, 410 (3" CLUTCH)	3/8	7	SD 7	68210	14862		
350, 360 ("S" CLUTCH)	3/8	7	SM 7	18720	24138		
450, 550, XL800 SERIES, XL 900 SERIES	3/8	7	SD 7	68210	12520		
	.404	7	SD 7	10513	21427		
600D, 700D, C SERIES, EZ 6, XP-1000, XP-1020, XP-1200, ZIP	.404	7	SD 7	10513	10616		
XP-1020 SUPER, XP-1050 AUTO	.404	8	SD 6	14031	14026		
HUSQVARNA							
35	3/8	6					28001
50	.325	7	SM 7	11892	29175		
140, 240, 340, 444, RANCHER 40, RANCHER 44	.325	7	SM 7	11892	19117		
162, RANCHER 61, 266	3/8	7	SD 7	68210	26831		
L-65, SS-77, 380, 480	3/8	7	SD 7	68210	22209		
	.404	7	SD 7	22270	24256		
181, 185, 285, 1100, 2100	3/8	7	SD 7	68210	28094		
	.404	7	SD 7	10513	22132		
133	.325	7	SM 7	11892	29105		
JOHN DEERE							
25EV, 28	3/8	6					27999
30, 40V	3/8	6					28000
45	.325	7	SM 7	11892	29243		
50V, 55V	3/8	7	SM 7	18720	21358	27948	
60V, 70V	3/8	7	SD 7	68210	26098	27951	
65EV	3/8	7	SD 7	68210	29313		
JONSEREDS							
36, 361	3/8	6					28001
45, 49, 50, 51, 52, 451, 521	.325	8	SM 7	11891	21238		
	3/8	7	SM 7	18720	18242	27924	
510, 520	.325	8	SM7	11891	26950		
60, 66, 70, 75, 601, 621	3/8	8	SD 7	22273	13060		
	.404	8	SD 7	13313	26986		
630	3/8	7	SD 7	68210	26831		
80, 81, 90, 751, 801	3/8	8	SD 7	22273	17344		
910, 920	3/8	8	SD 7	22273	28563		
LOMBARD							
AP-42, SUPER LIGHTNING, COMANGO	3/8	7	SD 7	68210	68090		

NOTE: WHEN ORDERING USE PART NUMBERS FROM LAST THREE COLUMNS →

OREGON® SPROCKET APPLICATIONS (continued)

CHAIN SAW MAKE & MODEL	PITCH	POWER MATE® SYSTEM				PRO-AM® SPUR	CONSUMER SPUR
		TEETH	SPLINE	RIM	SYSTEM		
McCULLOCH							
MAC 110-140, POWER MAC 310-340	3/8	6					28003
MAC 1-10 THRU 10-10, PRO MAC 55 THRU 850, 610, 650	.354	7	SM 7	18462	18459		
	3/8	7	SD 7	68210	68209	27939	
	.404	7	SD 7	10513	21426		
SP-80	3/8	7	SD 7	68210	19226		
D-30, D-36, D-44, 140 SERIES, 150 SERIES	.404	7	SD 7	10513	10608		
170 SERIES, 105, 125, 200, 250, 300, 380, 440, 450, 550, 740, 790, 795, 797	.404	7	SD 7	10513	10624		
MONTGOMERY WARD							
TMY24062, TMY24064, TMY24066, TMY24068	3/8	6					28003
TMY24084, TMY24086	3/8	7	SD 7	68210	68209	27939	
OLYMPIC (OLEO-MAC)							
250, 251, 252, 254	3/8	7	SD 7	68210	13916		
260, 261, 280, 460, 461, 480, 481	3/8	8	SD 7	22273	26580		
945	.325	7	SM 7	11892	29250		
PARTNER							
R-16, R-17, R-18, R-19, R-20, R-21, R-22, R-420, F55, F65, P70, S50, S55	3/8	7				27909	
	.404	7	SD 7	22270	21932		
R-30, R-35, R-40, R-435, R-440, P85, P100	3/8	7	SD 7	68210	21887		
	.404	7	SD 7	22270	19269		
P85, P100 (After May 1977)	3/8	7	SD 7	68210	25842		
R-11, R-12	.404	7	SD 7	22270	12677		
P500, P5000	.325	8	SM 7	11891	24139		
PIONEER							
P-12	3/8	6					28001
P-20, P-21, P-25, P-26, P-28, 970, 1072, 1073, 1074	.325	8	SM 7	11891	28611		
	3/8	7				27915	
P-40, P-41, P-50, P-51, P-60, P-61, FARMSAW, 1200, 2270, 3071, 3200	3/8	7	SD 7	68210	27440		
NU17, 400, 540, 600, 620	.404	7	SD 7	10513	16226		
POULAN							
MICRO 25, 1800, 2000, 2300	3/8	6					28004
25 SERIES	1/4	9	SM 9	18250	19779		
	3/8	7	SM 9	22580	23115		28006
245, 306	3/8	7	SD 7	68210	10617	27930	
360, 361	3/8	7	SD 7	68210	10617	28717	
3400, 3700	3/8	7	SD 7	68210	28187	27942	
4200, 4400, 5200, 5400	3/8	7	SD 7	68210	23706	27930	
5500	.404	7	SD 7	10513	26995		
6000	.404	7	SD 7	10513	27193		
REMINGTON							
PL-4, PL-5, (Early models)	3/8	7	SD 7	68210	68208		
PL-4, PL-5	3/8	7	SD 7	68210	21715		
BANTAM, 660, 760, 770	.404	7	SD 7	10513	10619		

NOTE: WHEN ORDERING USE PART NUMBERS FROM LAST THREE COLUMNS →

OREGON® SPROCKET APPLICATIONS (continued)

CHAIN SAW MAKE & MODEL	PITCH	POWER MATE® SYSTEM				PRO-AM® SPUR	CONSUMER SPUR
		TEETH	SPLINE	RIM	SYSTEM		
SEARS							
35093, 35094, 35201, 35202, 35203, 35205, 35206, 35207, 35209, 350821, 350822, 350823, 350824, 350931, 350932, 350941, 350942, 350952	3/8	6					28004
35095, 35096, 35209, 35211, 35215, 35219, 35231, 35232, 35235, 35238, 35255, 35256, 352321	1/4	9	SM 9	18250	19779		
35826, 35829	3/8	7	SM 9	22580	23115		28006
35885	3/8	7	SM 7	18720	21358	27948	
35881, 35884	3/8	7	SD 7	68210	28187	27942	
	3/8	7	SD 7	68210	23706	27930	
SKIL							
1601, 1602, 1610, 1611, 1612, 1613, 1614, 1616, 1700, 1705	3/8	6					28001
1620, 1622, 1624, 1634	3/8	6					28004
1636	3/8	7	SM 9	22580	23115		28006
1641	3/8	7	SD 7	68210	28187	27942	
STIHL							
010	3/8	6					28016
015	3/8	6					28002
030, 031, 032, 041 (Up to Serial #5664891), FARM BOSS	3/8	7	SD 7	68210	18200	27954	
041 (AFTER Serial #5664891), FARM BOSS (Prior to Oct. 1979)	3/8	7	SD 7	68210	13916	27945	
045, 056	3/8	8	SD 7	22273	20879		
	.404	7	SD7	22270	21428		
050, 051, 075	3/8	8	SD 7	22273	22271		
	.404	7	SD 7	22270	22262		
070, CONTRA	.404	7	SD 7	22270	10612		
090	.404	7	SD 7	22270	12004		
08, S10	.404	7	SD 7	22270	10625		
WESTERN AUTO							
WIZARD MODELS: 010, 012, 014, 110, 112, 214, 1800, 2000, S25DA	3/8	6					28004
WIZARD MODELS: AV16, 316	3/8	7	SM 9	22580	23115		28006
430	3/8	7	SD 7	68210	10617	27930	
A-18, 3400	3/8	7	SD 7	68210	28187	27942	

NOTE: WHEN ORDERING USE PART NUMBERS FROM LAST THREE COLUMNS →



BAR NOSE KITS

SYMMETRICAL RSN KITS

	PART NUMBER	PITCH	GAUGE
Medium Contour	23176	3/8"	—
	23278	.404"	—
NOSE RIVET	27162*	—	—
Slimline	25556	3/8"	.050"
	25564	3/8"	.058"
	25564	3/8"	.063"
	25572	.325"	.050"
	25581	.325"	.058"
	25581	.325"	.063"
	NOSE RIVET	27163*	—

PRO-LITE™ KITS

	29322	.325"	.050"
	27158	.325"	.058"
	28720	3/8"	.050"
	28721	3/8"	.058"
	28722	3/8"	.063"

GUARD TIP® RSN KITS

Medium Contour	24831	3/8"	—
	NOSE RIVET	27162*	—
Slimline	25560	3/8"	.050"
	25568	3/8"	.058"
	25568	3/8"	.063"
	25576	.325"	.050"
	25585	.325"	.058"
	25585	.325"	.063"
	NOSE RIVET	27163*	—

*Order rivets in quantities of 100.



ACCESSORIES

PART NUMBER DESCRIPTION

BAR COVERS

28933 Oregon® 20" Bar Cover
28934 Oregon® 16" Bar Cover

BENCH MODEL CHAIN BREAKER

17519* ANVIL
24548 BENCH MODEL CHAIN BREAKER
26870* PUNCH FOR 1/4" THRU 1/2" CHAIN
26873 WEAR DISC

*WILL FIT OLD #16329 BREAKER

DEPTH GAUGE FILE

12211 6" FLAT FILE
23597 6" FLAT FILE
27742 DEPTH GAUGE & FLAT FILE COMBO

DEPTH GAUGE TOOLS

22290 .025" DEPTH GAUGE TOOL
22291 .030" DEPTH GAUGE TOOL
27753* .025" DEPTH GAUGE TOOL
26799 .040" DEPTH GAUGE TOOL
26800 .060" DEPTH GAUGE TOOL

*DROP CENTER GAUGE

ELECTRIC SURE SHARP

28588 ELECTRIC SURE SHARP/

REPLACEMENT STONES FOR OREGON® ELECTRIC SURE SHARP®
28840 5/32" REPLACEMENT STONE
28841 7/32" REPLACEMENT STONE
28842 3/16" REPLACEMENT STONE

REPLACEMENT STONES FOR GRANBERG®
28775 3/16" REPLACEMENT STONE
28776 7/32" REPLACEMENT STONE
28777 5/32" REPLACEMENT STONE

PART NUMBER DESCRIPTION

FILE HOLDERS Packaged with Extra File

25892 7/32" FOR: 26, 27, 28, 50-51-52CP, 50-51-52LP, 72-73-75DP, 72-73-75LP, 72LG
25894 5/32" FOR: 25AP, 91G, 91SG
25896 3/16" FOR: 19-20-21AP
26066 3/16" FOR: 76-77-78LG
26631 5/32" FOR: 33-34-35LG
29192 11/64" (4.5mm) FOR: 33-34-35LG

FILING VISE

23735 LOGGERS FILING VISE

GREASE GUNS

11738 REPLACEMENT TIP FOR 65050
21939 STANDARD GREASE GUN
65050 PREMIUM GREASE GUN

HAND RIVET SPINNER

*Complete unit consists of "A," "B," "C" Anvils, and both Take-up Handles.

24549 BENCH MODEL RIVET SPINNER
26886 TAKE-UP HANDLE
26887 TAKE-UP HANDLE
26888 BEARING SCREW
26889* "A" ANVIL FOR 3/8", .354" AND .404" CHAIN
26890* "C" ANVIL FOR 1/4" AND .325" CHAIN
26896 ANVIL HANDLE
26910* "B" ANVIL FOR 7/16" TO 3/4" CHAIN

*WILL FIT OLD #16338 SPINNER

OREGON® FILES Dozen-Packs

70501 1/4" ROUND FILE
70502 7/32" ROUND FILE
70503 3/16" ROUND FILE
70504 5/32" ROUND FILE
70505 13/64" ROUND FILE (5mm)
70511 11/64" ROUND FILE (4.5mm)



ACCESSORIES (continued)

PART NUMBER DESCRIPTION

PRO FILE HANDLES

26853 FILE HANDLE

POCKET CHAIN BREAKER

11758 PUNCH FOR 17518
17518 POCKET CHAIN BREAKER
FOR 1/4", .325", 3/8", .354", .404", 1/2" CHAIN

PART NUMBER DESCRIPTION

PRECISION FILING GUIDE Replacement Parts


23736 PROFESSIONAL MODEL
23820 CONSUMER MODEL
26425 STOP SPRING
26426 WING NUT
26427 CARRIAGE BOLT
26428 T-BAR ADJUSTMENT KNOB
26429 SPRING
26430 PRESSURE THUMB SCREW
26431 DEPTH GAUGE SCREW
26432 SLIDE BAR
26433 STOP BAR
26434 FILE HANDLE
26435 FILE HOLDER

WEDGES

23565 5-1/2" WEDGE

Courtesy of Underwood
Do Not Sell or Reproduce



OMARK INDUSTRIES 

BULK RATE
U.S. POSTAGE
PAID
PERMIT NO. 850
PORTLAND, OR
97222

4909 S.E. INTERNATIONAL WAY, MILWAUKIE, OREGON 97222

