

CHAIN SAWS AND BLOWERS



Poulan
PRO



Model 655

- 6.0 cu. in. (98cc)
- Manual and automatic chain oiler
- 6-point CounterVibe® anti-vibration system
- Boost port cylinder design
- Decompression valve



Model 525

- 5.0 cu. in. (82cc)
- 6-point CounterVibe® anti-vibration system
- Decompression valve
- Adjustable automatic oiler



Model 455

- 4.4 cu. in. (72cc)
- 6-point CounterVibe® anti-vibration system
- 6 transfer port cylinder design
- Decompression valve

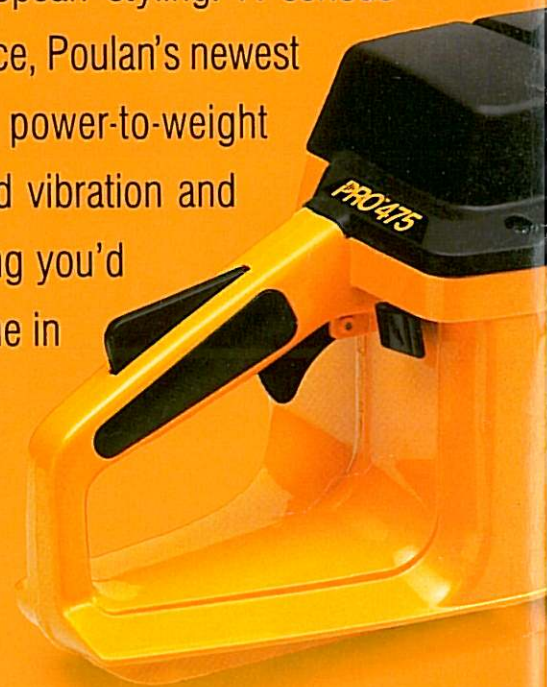


Model 405

- 4.0 cu. in. (65cc)
- Adjustable automatic oiler
- 6-point CounterVibe® anti-vibration system
- Decompression valve



Take a look at the new Poulan Pro 475 and you'll immediately notice the European styling. A serious chain saw with superb balance, Poulan's newest Pro combines outstanding power-to-weight ratio with drastically reduced vibration and noise. In short, it's everything you'd expect from the leading name in chain saw technology. The new Poulan Pro 475. State-of-the-art just took a giant step forward.





Model 475

- 4.7 cu. in. (77cc)
- Inertia chain brake
- CounterVibe® anti-vibration system
- Anti-vibration insulated leg brace
- Large volume muffler and fuel tank



Model 335

- 3.3 cu. in. (54cc)
- 16", 18", 20" replaceable sprocket-nose Control Tip® guide bar
- CounterVibe® anti-vibration system
- Adjustable automatic oiler
- Isolated carburetor design



Model 415

- 4.0 cu. in. (65cc)
- Inertia chain brake
- CounterVibe® anti-vibration system
- Anti-vibration insulated leg brace
- Automatic chain oiler



Model 325

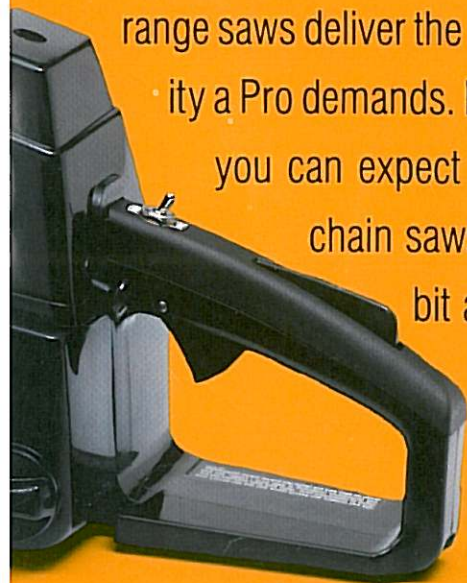
- 3.2 cu. in. (53cc)
- 16" and 20" replaceable sprocket-nose Control Tip® guide bar
- Nickel silicon cylinder bore
- Power flow piston design
- Anti-vibration insulated leg brace



Model 305

- 3.0 cu. in. (49cc)
- 16", 18", 20" replaceable sprocket-nose Control Tip® guide bar
- CounterVibe® anti-vibration system
- Vertical cylinder
- Isolated carburetor design

To a Pro, there's only one thing that really counts. Performance. Excellent for pulp, thinning, topping, limbing and heavy-duty firewood cutting, Poulan Pro's mid-range saws deliver the kind of day-in, day-out dependability a Pro demands. Even under the worst of conditions you can expect the best. Because Poulan builds chain saws that are designed to work every bit as hard as you do.



Model 285

- 2.8 cu. in. (46cc)
- 16" replaceable sprocket-nose Control Tip® guide bar
- Adjustable automatic chain oiler
- Vertical cylinder
- Isolated carburetor design




Model S25AV

- 2.3 cu. in. (38cc)
- 16" sprocket-nose Control Tip® guide bar
- Manual and automatic chain oiler
- Superior balanced bucket saw



Model 235

- 2.3 cu. in. (38cc)
- 16" sprocket-nose Control Tip® guide bar
- CounterVibe® anti-vibration system
- Automatic oiler



Model 225

- 2.3 cu. in. (38cc)
- 16" sprocket-nose Control Tip® guide bar
- CounterVibe® anti-vibration system
- Automatic oiler



Model 375 Farm Pro

- 3.7 cu. in. (61cc)
- 20" sprocket-nose Control Tip® guide bar
- CounterVibe® anti-vibration system
- Manual and automatic chain oiler




Model 205

- 2.0 cu. in. (33cc)
- 14" sprocket-nose Control Tip® guide bar
- Automatic chain oiler





A serious chain saw isn't necessarily a big chain saw. It's the right chain saw. And Poulan Pro's professional-featured lightweight chain saws are the perfect tools to meet the demand of farm, ranch, or home use. Excellent for cutting firewood, clearing fence lines, limbing and topping, Poulan offers a full line of rugged, lightweight saws that are serious about getting the job done.





Model 432

- 32cc, 2-cycle engine
- 170 mph maximum air velocity
- 360 cubic feet of air per minute
- Handle-mounted locking throttle trigger
- Chrome-plated cylinder
- Optional vacuum attachments available
- Vibration-dampened handle



Model 422

- 22cc, 2-cycle engine
- 140 mph maximum air velocity
- 330 cubic feet of air per minute
- Meets or beats lowest noise level of all known competitive models
- Vibration-dampened handle



A tough, professional-quality blower is a time-saving tool that's as versatile as it is handy. In just a short time, it's become a necessity for clean-up jobs of all sizes. Optional vacuum and gutter attachments available for some models make simple work of the toughest chores. You'll find just the right quiet, easy-to-use model for your specific needs.





Model 440 Back-Pack

- 40.6cc, 2-cycle engine
- 200 mph maximum air velocity
- 490 cubic feet of air per minute
- All-position diaphragm carburetor
- Padded shoulder strap, back pad and rubber-isolated engine mounts

180-S25 - Revalve

SPECIFICATIONS — CHAIN SAWS

Model	655	525	475	455	415	405	375 Farm Pro
Cu. In./cc	6.0/98	5.0/82	4.7/77	4.4/72	4.0/65	4.0/65	3.7/61
RPM @ Peak Power	9,000	9,000	9,600	9,500	9,500	9,000	8,000
Bar Size*	16"-36" SNR/HT	16"-36" SNR/HT	16"-36" SNR/HT	16"-36" SNR/HT	16"-32" SNR/HT	16"-32" SNR/HT	20" SN
Ignition	Electronic	Electronic	Electronic	Electronic	Electronic	Electronic	Electronic
Chain Oiler	Adjustable Auto./ Override	Adjustable Automatic	Adjustable Automatic	Adjustable Automatic	Adjustable Automatic	Adjustable Automatic	Manual & Automatic
Muffler	FS/USDA Approved	FS/USDA Approved	FS/USDA Approved	FS/USDA Approved	FS/USDA Approved	FS/USDA Approved	FS/USDA Approved
Dry Weight (lbs.) w/o bar & chain	19.0	18.6	14.9	16.7	14.8	16.5	13.5
Chain Pitch	.375"/.404"	.375"	.375"	.375"	.375"	.375"	.375"
Gauge	.050"/.058"/.063"	.050"/.058"	.050"/.058"/.063"	.050"/.058"	.050"/.058"/.063"	.050"/.058"	.050"
CounterVibe® Anti-Vibration	Yes	Yes	Yes	Yes	Yes	Yes	Yes
Oil Tank Capacity	15.0 oz.	15.0 oz.	13.4 oz.	12.5 oz.	13.4 oz.	12.5 oz.	12.0 oz.
Fuel Tank Capacity	31.8 oz.	31.8 oz.	28.8 oz.	26.1 oz.	28.8 oz.	26.1 oz.	18.0 oz.
Full Wrap Handle (Option)	Yes	Yes	Yes	Yes	Yes	No	No
Chain Brake	Standard	Standard	Standard	Standard	Standard	Standard	Available

HT=Hard Tip/SN=Sprocket Nose/SNR=Replaceable Sprocket Nose
 *Check for available gauges and bar lengths with your dealer

LUBRICANTS & CARRYING CASES

Description	Part #	All Models	335/305/285	S25/235/225/205	225/205
3.2 oz. 40:1 2-cycle engine oil	952-030132	•			
8 oz. 40:1 2-cycle engine oil	952-030127	•			
16 oz. 40:1 2-cycle engine oil	952-030134	•			
1 gal. Bar & Chain lubricant	952-030130	•			
Two-piece carrying case	952-03011		•		
Two-piece carrying case	952-030116			•	•
One-piece carrying case	952-030138				•

See your dealer for a complete line of Poulan Pro® chain saw accessories.

revalve / ported piston



Due to Poulan's dedication to continuing product development, specifications subject to change without notice.

All chain saws in this catalog have been listed in accordance with American National Standard Safety Specifications for gasoline-powered chain saws (ANSI B175.1-1985).

335
 S25
 205 or 180
 375
 255

180
 225/235
 S25
 255
 335
 375

285 305 335 - Piston Ported
375

335	325	305	285	S25AV	235	225	205
3.3/54	3.2/53	3.0/49	2.8/46	2.3/38	2.3/38	2.3/38	2.0/33
9,000	9,900	9,000	8,750	8,500	8,500	8,500	8,500
16"-20" SNR	16" SNR	16"-20" SNR	16" SNR	14" SN, 16" SN	16" SN	16" SN	14" SN
Electronic	Electronic	Electronic	Electronic	Electronic	Electronic	Electronic	Electronic
Adjustable Automatic	Adjustable Automatic	Adjustable Automatic	Adjustable Automatic	Manual & Automatic	Automatic	Automatic	Automatic
FS/USDA Approved	FS/USDA Approved	FS/USDA Approved	FS/USDA Approved	FS/USDA Approved	FS/USDA Approved	FS/USDA Approved	FS/USDA Approved
11.6	11.5	11.6	11.6	10.0	9.5	8.4	7.5
.325"	.325"	.325"	.325"	.375" Low Profile	.375" Low Profile	.375" Low Profile	.375" Low Profile
.050"	.058"	.050"	.050"	.050"	.050"	.050"	.050"
Yes	Yes	Yes	Yes	Yes	Yes	Yes	No
10.0 oz.	11.2 oz.	10.0 oz.	10.0 oz.	5.7 oz.	6.5 oz.	6.5 oz.	6.5 oz.
20.0 oz.	20.1 oz.	20.0 oz.	20.0 oz.	10.5 oz.	11.5 oz.	11.5 oz.	11.5 oz.
No	No	No	No	No	No	No	No
Available	Available	Available	Available	Available	Available	Available	Available

SPECIFICATIONS — BLOWERS

Model	440	432	422
Engine	40.6cc/2-cycle	32cc/2-cycle	22cc/2-cycle
Air Velocity	200 mph	170 mph	140 mph
Cubic Ft. Per. Min.	490	360	330
Adjustable Air Flow	Variable	Variable	Variable
Operating Weight (lbs.)	19.8	11.5	10.5

All PP Saws have Chrome Cylinder!
except 325 - Nickel

ACCESSORIES — BLOWERS

Description	Part #	440	432	422
3.2 oz. 40:1 2-cycle engine oil	952-030132	•	•	•
8 oz. 40:1 2-cycle engine oil	952-030127	•	•	•
Fuel cap with retainer	952-701583		•	•
Air Filter	952-701623		•	
Safety Glasses	952-701506	•	•	•
Gutter Attachment (GA-1900)	952-701624		•	•
Flex-Vac Attachment (FV-1910)	952-701627		•	
Vacuum Attachment (VA-400)	952-711500		•	

455 - revalve
Trimmers
111
117 - Blade Capab.
195
114

© Poulan/Weed Eater Division White Consolidated Industries, Inc. 1990
P/N 952-006117
PRINTED IN U.S.A.
Q=100,000
7/90

Poulan
PRO

P.O. Box 9329
Shreveport, LA 71139
(318)687-0100