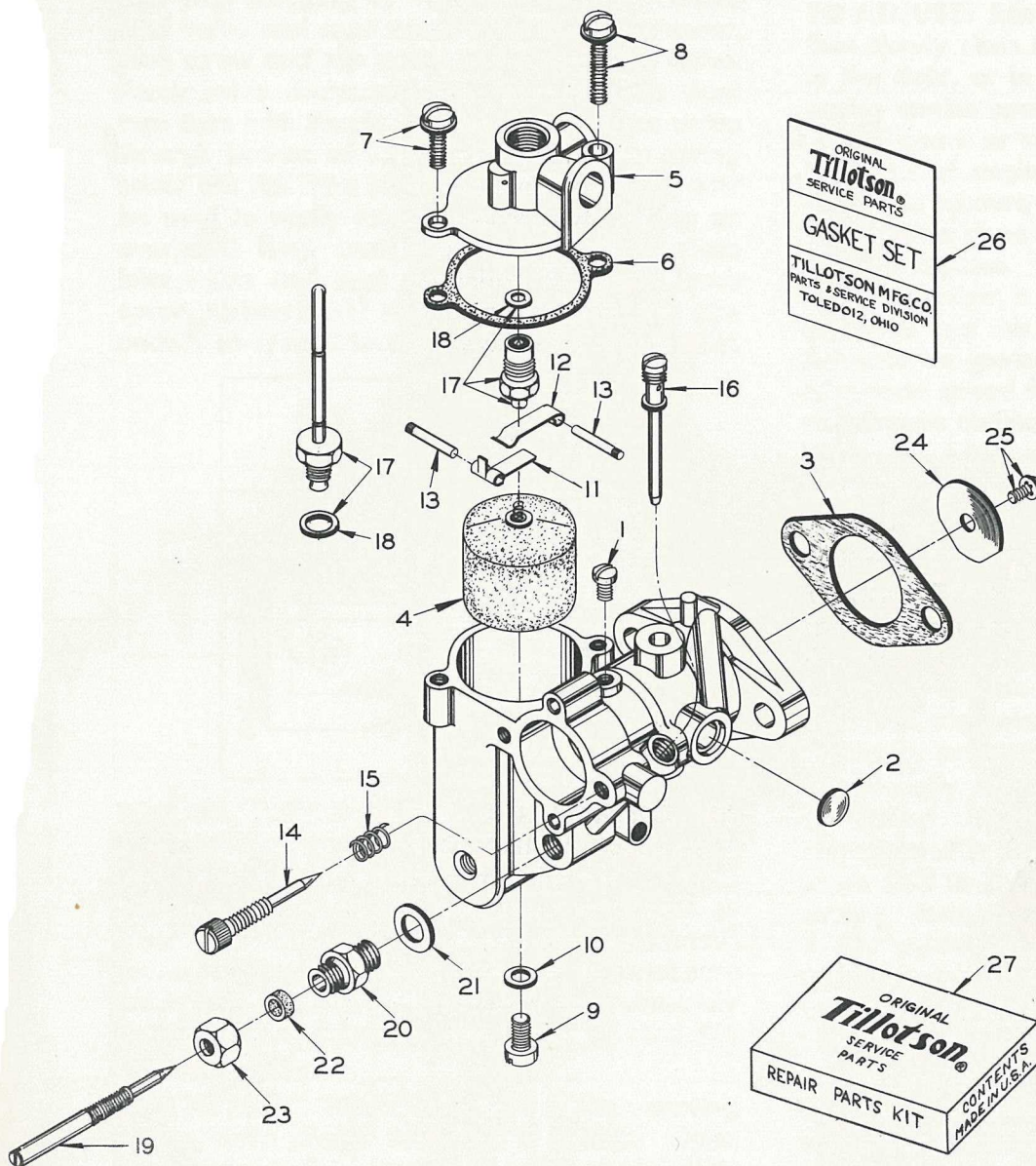




# AJ Series PARTS LIST SECTION

## CARBURETORS

Illustration of Basic Parts standard throughout AJ Series Carburetor. For individual model listings see following pages.



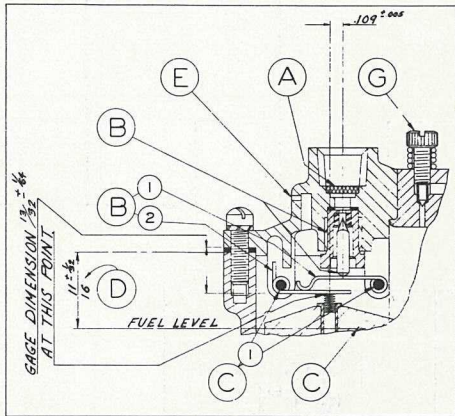
Ref. No.	Part Name
1	Body Channel Plug Screw
2	Body Channel Welch Plug
3	Flange Gasket
4	Float
5	Float Bowl Cover
6	Float Bowl Cover Gasket
7	Float Bowl Cover Screw & Lockwasher (Short)
8	Float Bowl Cover Screw & Lockwasher (Long)
9	Float Bowl Drain Plug
10	Float Bowl Drain Plug Gasket
11	Float Lever (Primary)
12	Float Lever (Secondary)
13	Float Lever Pin
14	Idle Mixture Screw
15	Idle Mixture Screw Spring
16	Idle Tube
17	Inlet Valve or Inlet Needle, Seat & Gasket
18	Inlet Seat or Valve Gasket
19	High Speed Mixture Screw
20	High Speed Mixture Screw Gland
21	High Speed Mixture Screw Gland Gasket
22	High Speed Mixture Screw Packing
23	High Speed Mixture Screw Packing Nut
24	Throttle Shutter
25	Throttle Shutter Screw & Lockwasher
26	Gasket & Packing Set
27	Repair Parts Kit

Parts illustrated are typical in appearance, and may not look exactly like the part required.



## ADJUSTMENT AND SERVICE INSTRUCTIONS

**GASOLINE LEVEL (D):** Is approximately correct when  $11/16$ th of an inch below bowl rim. Float is positioned on valve stem between 2 encircling slots and held by spring cotters. A constantly higher than normal level requires careful valve and seat cleaning or replacement. To replace inlet valve and seat assembly first remove cover, plug screw and top spring cotter encircling valve. Force valve downward until parallel with float top; then with thumb and forefinger draw valve through bottom of float bowl and lower spring cotter will fall from bowl—socket wrench can now be used to easily remove valve seat. When an overhead float mechanism is used to replace inlet valve and seat assembly (B) first remove cover, pinions (C-1) and primary (B-2) and secondary (B-1) float levers. Reverse for reassembly.



**PROPER FLOAT LEVER ADJUSTMENT OF OVERHEAD FLOAT MECHANISM:** Secondary lever (B-1) should be bent so that there is  $13/32$  in. from the gasket face of the cover to bottom of lever B-2. This dimension should be checked with the cover upside down. Tang on B-2 primary lever should be bent so that there is approximately .040 clearance between inlet needle B and B-1 secondary lever.

**ADJUSTMENT INSTRUCTIONS:** Before starting engine, have proper fuel mixture in tank. Open valve under tank. Loosen vent valve on tank cap.

**COLD ENGINE START:** Advance magneto timing lever to start position. Open high speed mixture screw (19) approximately one turn open or to rich position on panel. Close idle mixture screw (14) to right (forcing will permanently injure both point and seat) then open from  $1/2$  to  $3/4$  of a turn. Attach starting rope. Depress primer plunger

center of float cover until bowl starts to flood. Pull starting rope vigorously.

If a choking mechanism is provided, close choke before pulling starting rope, and after the engine is running, open the choke.

**TO ADJUST:** Run warm engine at a good speed, then slowly close high speed mixture screw (19) to the right, or in as far as possible without reducing engine speed or to run position on panel. Retard spark or magneto timing lever until stalling point of engine is approached. Now slowly close idle mixture screw (14) to the right, or in, until engine slows down—then open until engine speed increases. When engine speed does not increase further, a smooth and steady idle will be obtained and this will be the correct adjustment. Advance magneto timing lever and run engine at a good speed for a few moments, then recheck adjustments outlined in preceding paragraph.

After correct idle adjustment has once been made, further changes to this adjustment should not be necessary, either when starting a cold or hot engine or when the engine is running at any speed.

**WARM TO HOT ENGINE START:** Advance spark or set magneto timing lever to start position. Do not change either idle or high speed from previously adjusted positions. Attach starter rope and pull vigorously. If engine does not start promptly, prime sparingly.

Occasionally several attempts to start will result in flooding. Should this happen or if difficulty is experienced in starting, close high speed mixture screw (19) to a lean position, then crank engine several times cleaning crankcase of excess fuel. When crankcase mixture is correct, engine may run for a few seconds and stop. Now restarting will be prompt after opening high speed mixture screw (19) to run position and re cranking.

**SERVICE HINTS:** Always strain fuel through a suitable medium when filling tank. Drain the carburetor occasionally. When deposits of dirt and water are observed after removing cover, clean the bowl and channels with compressed air. If idle tube (16) is removed for cleaning, be sure to replace its gasket when reassembling.

Before storing your engine for the winter, thoroughly clean the carburetor of gasoline, water and dirt. This will assure you of a free flow of gasoline through it next spring.

TILLOTSON MANUFACTURING CO.

PARTS AND SERVICE DIVISION

TOLEDO, OHIO 43612



# SPECIAL PARTS ILLUSTRATIONS

## SHAFT & LEVER ASSEMBLIES

A1	A2	A3	A4	A5

### SHAFTS

B1	B2	B3				

### LEVERS

C1	C2	C3	C4	














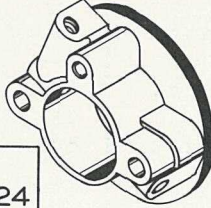
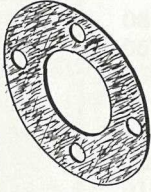




### MISCELLANEOUS PARTS

D1	D2	D3	D4	D5
D6	D7	D8	D9	D10






# SPECIAL PARTS ILLUSTRATIONS

## MISCELLANEOUS PARTS

 D11	 D12	 D13	 D14	 D15
 D16	 D17	 D18	 D19	 D20
 D21	 D22	 D23	 D24	 D25
 D26	 D27	 D28	 D29	

## SPRINGS

 E1	 E2	 E3		
---	---	---	--	--



BASIC PARTS ILLUSTRATIONS: See front cover for illustrations corresponding to reference numbers in list below.

SPECIAL PARTS ILLUSTRATIONS: See Pages 3 and 4 for illustrations corresponding to reference letters in list below.

Carburetor Model      Superseding Model      Equipment

AJ-8B & BX . . . . . AJ-8BX . . . . . Kiekhaefer  
 AJ-10B & BX . . . . . AJ-10BX . . . . . Kiekhaefer  
 AJ-13B . . . . . Kiekhaefer  
 AJ-15B . . . . . Kiekhaefer  
 AJ-16A (N/A) . . . . . Scott

Ref.No.	Part Name	AJ-8B AJ-8BX	AJ-10B AJ10BX	AJ-13B	AJ-15B	AJ-16A
D11	Body Channel Pipe Plug . . . . .	0244	0244	0244	----	----
1	* Body Channel Plug Screw . . . . .	09897	----	----	----	----
2	* Body Channel Welch Plug . . . . .	02531	02531	02531	02531	02531
3	Flange Gasket . . . . .	011034	011034	011034	011034	011034
4	Float . . . . .	08215	08215	08215	08215	08215
D14	* Float Retainer Clip (2) . . . . .	05425	05425	05425	05425	05425
5	Float Bowl Cover . . . . .	06882	06882	07216	07216	08027
6	Float Bowl Cover Gasket . . . . .	07198	07198	07198	07198	07198
7	Float Bowl Cover Screw & Lockwasher(2)	08315	08315	08315	08315	08315
9	Float Bowl Drain Plug . . . . .	0164	0164	0164	0164	0164
10	Float Bowl Drain Plug Gasket . . . . .	0648	0648	0648	0648	0648
14	* Idle Mixture Screw . . . . .	06910	06910	06910	06910	06910
D4	* Idle Mixture Screw Locknut . . . . .	----	----	N/A	N/A	----
D13	* Idle Mixture Screw Lockwasher . . . . .	----	----	0759	0759	----
15	* Idle Mixture Screw Spring . . . . .	08736	08736	----	----	05725
D17	Idle Channel Welch Plug . . . . .	----	----	----	02519	----
16	* Idle Tube . . . . .	07113	07113	06905	06905	08173
D12	Idle Tube Gasket . . . . .	----	----	----	----	06569
17	* Inlet Valve Seat & Gasket . . . . .	06941	06941	06941	06941	06941
18	Inlet Seat Gasket . . . . .	0212	0212	0212	0212	0212
D16	* Inlet Valve Channel Plug Screw . . . . .	02395	02395	02395	02395	02395
D3	* High Speed Mixture Acorn Nut . . . . .	----	----	----	----	06924
D13	* High Speed Mixture Acorn Nut Lkwshr . . . . .	----	----	----	----	01675
D9	High Speed Mixture Knob . . . . .	----	----	----	----	06923
19	* High Speed Mixture Screw . . . . .	08587	N/A	05829	05829	06921
20	High Speed Mixture Screw Gland . . . . .	0702	0702	0702	0702	0702
21	High Speed Mixture Screw Gland Gasket . . . . .	0676	0676	0676	0676	0676
22	High Speed Mixture Screw Packing . . . . .	09112	09112	0705	0705	09112
23	High Speed Mixture Screw Packing Nut . . . . .	0703	0703	0703	0703	0703
B1	Throttle Shaft . . . . .	----	----	----	----	06903
B3	Throttle Shaft . . . . .	07028	07028	----	----	----
E1	* Throttle Shaft Return Spring . . . . .	06634	06634	----	----	06634
A1	Throttle Shaft & Lever . . . . .	----	----	07417	07417	----
24	Throttle Shutter . . . . .	N/A	N/A	07369	07369	07960
25	* Throttle Shutter Screw & Lockwasher . . . . .	08317	08317	08317	08317	08317
C4	Throttle Stop Lever . . . . .	06995	06995	----	----	07000
D5	* Throttle Stop Lever Ret. Screw . . . . .	051	051	----	----	051
D18	Throttle Stop Pin . . . . .	06918	06918	----	----	----
26	* Gasket & Packing Set . . . . .	GS-112	GS-112	GS-112	GS-112	GS-112
27	Repair Parts Kit . . . . .	RK-211	N/A	RK-213	RK-213	RK-214

(\*) Indicates contents of Repair Parts Kit  
 N/A Not available





BASIC PARTS ILLUSTRATIONS: See front cover for illustrations corresponding to reference numbers in list below.

SPECIAL PARTS ILLUSTRATIONS: See Pages 3 and 4 for illustrations corresponding to reference letters in list below.

Carburetor Model      Superseding Model      Equipment

AJ-28A (N/A) . . . . . Industrial Engineering Ltd.  
 AJ-29A . . . . . Kiekhaefer  
 AJ-30A (N/A) . . . . . Kiekhaefer  
 AJ-30B (N/A) . . . . . Kiekhaefer  
 AJ-32A (N/A) . . . . . Kiekhaefer

Ref.No.	Part Name	AJ-28A	AJ-29A	AJ-30A	AJ-30B	AJ-32A
1	* Body Channel Plug Screw . . . . .	----	----	02232	02232	09897
2	* Body Channel Welch Plug . . . . .	02531	02531	02531	02531	02531
2	Body Channel Welch Plug . . . . .	02519	----	----	----	----
D11	Body Channel Pipe Plug . . . . .	0244	----	----	----	----
D21	Choke Control & Cover Stud . . . . .	----	----	N/A	----	----
D13	Choke Control & Cover Stud Lkwshr.(2). . . . .	----	----	0992	----	----
3	Flange Gasket . . . . .	011034	011034	011034	011034	011034
4	Float . . . . .	08215	08215	08215	08215	08215
D14	* Float Retainer Clip (2) . . . . .	05425	05425	05425	05425	05425
5	Float Bowl Cover . . . . .	07216	N/A	N/A	N/A	N/A
6	Float Bowl Cover Gasket . . . . .	07198	07198	07198	07198	07198
7	Float Bowl Cover Screw & Lockwasher(2) . . . . .	08315	08315	----	08315	08315
9	Float Bowl Drain Plug . . . . .	0164	----	----	----	----
10	Float Bowl Drain Plug Gasket . . . . .	0648	----	----	----	----
14	* Idle Mixture Screw . . . . .	06910	06910	09019	09019	08690
D4	* Idle Mixture Screw Locknut . . . . .	N/A	----	----	----	----
D13	* Idle Mixture Screw Lockwasher . . . . .	0759	----	----	----	----
15	* Idle Mixture Screw Spring . . . . .	----	08736	08736	08736	08736
16	* Idle Tube . . . . .	06905	08307	07113	07113	06907
D12	Idle Tube Gasket . . . . .	06569	----	----	----	----
17	* Inlet Valve, Seat & Gasket . . . . .	06941	08637	08669	08669	08637
18	Inlet Valve Seat Gasket . . . . .	0212	02510	02510	02510	02510
D16	* Inlet Valve Channel Plug Screw . . . . .	02395	----	----	----	----
D20	* Inlet Valve Channel Plug Screw . . . . .	----	08639	08639	08639	08639
D12	Inlet Valve Channel Plug Screw Gasket . . . . .	----	02510	02510	02510	02510
19	* High Speed Mixture Screw . . . . .	05829	06974	09441	09441	09948
20	High Speed Mixture Screw Gland . . . . .	0702	0702	0702	0702	0702
21	High Speed Mixture Screw Gland Gasket . . . . .	0676	0676	0676	0676	0676
22	High Speed Mixture Screw Packing . . . . .	0705	09112	09112	09112	09112
23	High Speed Mixture Screw Packing Nut . . . . .	0703	0703	0703	0703	0703
B3	Throttle Shaft . . . . .	----	07028	07028	07028	07028
E1	* Throttle Shaft Return Spring . . . . .	----	06634	06634	09807	06634
A1	Throttle Shaft & Lever (assembled) . . . . .	07417	----	----	----	----
24	Throttle Shutter . . . . .	08106	N/A	09239	09239	08962
25	* Throttle Shutter Screw & Lockwasher . . . . .	08317	08317	08317	08317	08317
C4	Throttle Stop Lever . . . . .	----	06995	06995	06995	06995
D5	* Throttle Stop Lever Ret. Screw . . . . .	----	051	051	051	051
26	* Gasket & Packing Set . . . . .	GS-112	GS-113	GS-113	GS-113	GS-113
27	Repair Parts Kit . . . . .	RK-213	RK-225	RK-226	RK-226	RK-229

(\*) Indicates contents of Repair Parts Kit  
 N/A Not available



BASIC PARTS ILLUSTRATIONS: See front cover for illustrations corresponding to reference numbers in list below.

SPECIAL PARTS ILLUSTRATIONS: See Pages 3 and 4 for illustrations corresponding to reference letters in list below.

Carburetor Model      Superseding Model      Equipment

AJ-33A (N/A) . . . . .Kiekhaefer  
 AJ-34A . . . . .Kiekhaefer  
 AJ-35A . . . . .Titan Chain Saws  
 AJ-36A (N/A) . . . . .Kiekhaefer  
 AJ-37B (N/A) . . . . .Titan Chain Saws

Ref.No.	Part Name	AJ-33A	AJ-34A	AJ-35A	AJ-36A	AJ-37B
1	Body Channel Plug Screw . . . . .	09897	09897	----	09897	----
2	* Body Channel Welch Plug . . . . .	02531	02531	02531	02531	02531
3	Flange Gasket . . . . .	011034	011034	011034	011034	011034
4	Float . . . . .	07646	08215	07646	08215	07646
D23	Float Guide Stem . . . . .	----	----	N/A	----	N/A
D12	Float Guide Stem Gasket . . . . .	----	----	0212	----	0212
D14	* Float Retainer Clip (2) . . . . .	----	05425	----	05425	----
5	Float Bowl Cover . . . . .	08742	N/A	08954	N/A	07348
6	Float Bowl Cover Gasket . . . . .	07198	07198	07198	07198	07198
D11	Float Bowl Cover Plug Screw . . . . .	----	----	0244	----	----
7	Float Bowl Cover Screw & Lkwsr.(short)	08315	08315	08315	08315	08315
8	Float Bowl Cover Screw & Lkwsr.(long)	N/A	----	N/A	----	N/A
9	Float Bowl Drain Plug . . . . .	----	----	0164	----	0164
10	Float Bowl Drain Plug Gasket . . . . .	----	----	0648	----	0648
11	* Float Lever (Primary) . . . . .	07350	----	07350	----	07350
12	* Float Lever (Secondary) . . . . .	07349	----	07349	----	07349
13	* Float Lever Pin (2) . . . . .	07460	----	07460	----	07460
14	* Idle Mixture Screw . . . . .	08964	08690	06910	08690	06910
15	* Idle Mixture Screw Spring . . . . .	08736	05725	05725	08736	05725
16	* Idle Tube . . . . .	06907	06905	06905	06907	06905
D22	* Inlet Connection Screen . . . . .	07283	----	----	----	----
D20	* Inlet Valve Channel Plug Screw . . . . .	----	02395	----	08639	----
D12	Inlet Valve Channel Plug Screw Gasket .	----	----	----	02510	----
17	* Inlet Needle, Seat & Gasket . . . . .	08756	----	09430	----	09430
17	* Inlet Valve, Seat & Gasket . . . . .	----	08624	----	08637	----
18	Inlet Valve Seat Gasket . . . . .	02817	0212	02817	02510	02817
19	* High Speed Mixture Screw . . . . .	N/A	08922	08971	09948	08971
20	High Speed Mixture Screw Gland . . . . .	0702	0702	0702	0702	0702
21	High Speed Mixture Screw Gland Gasket .	0676	0676	0676	0676	0676
22	High Speed Mixture Screw Packing . . . .	09112	09112	0705	09112	0705
23	High Speed Mixture Screw Packing Nut . .	0703	0703	0703	0703	0703
C1	Throttle Lever . . . . .	----	----	01830	----	01830
D20	* Throttle Lever Clamp Screw . . . . .	----	----	0240	----	0240
B3	Throttle Shaft . . . . .	N/A	07028	N/A	07028	N/A
E1	* Throttle Shaft Return Spring . . . . .	09807	06634	06634	06634	----
24	Throttle Shutter . . . . .	08962	N/A	07125	N/A	09428
25	* Throttle Shutter Screw & Lockwasher . .	08317	08317	08317	08317	08317
C4	Throttle Stop Lever . . . . .	06995	06995	----	06995	----
D18	Throttle Stop Pin . . . . .	----	06918	----	----	----
D5	* Throttle Stop Lever Ret. Screw . . . . .	051	051	----	051	----
26	* Gasket & Packing Set . . . . .	GS-113	GS-112	GS-113	GS-113	GS-113
27	Repair Parts Kit . . . . .	N/A	RK-230	RK-150	RK-229	RK-150

(\*) Indicates contents of Repair Parts Kit  
 N/A Not available





BASIC PARTS ILLUSTRATIONS: See front cover for illustrations corresponding to reference numbers in list below.

SPECIAL PARTS ILLUSTRATIONS: See Pages 3 and 4 for illustrations corresponding to reference letters in list below.

Carburetor Model      Superseding Model      Equipment

AJ-37C (N/A) . . . . . Titan Chain Saws  
 AJ-38A . . . . . Disston  
 AJ-38AX . . . . . Disston  
 AJ-39A (N/A) . . . . . Titan Chain Saws  
 AJ-40A (N/A) . . . . . Kiekhaefer

Ref.No.	Part Name	AJ-37C	AJ-38A	AJ-38AX	AJ-39A	AJ-40A
D24	Air Horn . . . . .	----	N/A	----	----	----
D25	Air Horn Gasket . . . . .	----	09462	----	----	----
D20	* Air Horn Screw (2) . . . . .	----	06607	----	----	----
D13	* Air Horn Screw Lockwasher (2) . . . . .	----	0992	----	----	----
1	Body Channel Plug Screw . . . . .	----	----	----	----	09897
2	* Body Channel Welch Plug . . . . .	02531	02531	02531	02531	02531
D26	Choke Friction Plunger . . . . .	----	05454	----	----	----
E2	Choke Friction Plunger Spring . . . . .	----	03860	----	----	----
D20	Choke Friction Plug Screw . . . . .	----	07912	----	----	----
A4	Choke Shaft & Lever . . . . .	----	09464	----	----	----
D27	Choke Shutter . . . . .	----	08285	----	----	----
D19	Choke Shutter Screw & Lockwasher . . . . .	----	08942	----	----	----
3	Flange Gasket . . . . .	011034	011034	011034	011034	011034
4	Float . . . . .	07646	08215	08215	07646	09805
D23	Float Guide Stem . . . . .	N/A	----	----	N/A	----
D12	Float Guide Stem Gasket . . . . .	0212	----	----	0212	----
D14	* Float Retainer Clip (2) . . . . .	----	05425	05425	----	----
5	Float Bowl Cover . . . . .	07348	07216	07216	08954	08742
6	Float Bowl Cover Gasket . . . . .	07198	07198	07198	07198	07198
D11	Float Bowl Cover Plug Screw . . . . .	----	----	----	0244	----
7	Float Bowl Cover Screw & Lockwasher (short) . . . . .	08315	08315	08315	08315	08315
8	Float Bowl Cover Screw & Lockwasher (long) . . . . .	N/A	----	----	N/A	N/A
9	Float Bowl Drain Plug . . . . .	0164	0164	0164	0164	----
10	Float Bowl Drain Plug Gasket . . . . .	0648	0648	0648	0648	----
11	* Float Lever (Primary) . . . . .	07350	----	----	07350	07350
12	* Float Lever (Secondary) . . . . .	07349	----	----	07349	07349
13	* Float Lever Pin (2) . . . . .	07460	----	----	07460	07460
14	* Idle Mixture Screw . . . . .	06910	06910	06910	06910	08690
15	* Idle Mixture Screw Spring . . . . .	05725	08736	08736	05725	N/A
D2	* Idle Mixture Screw Cup . . . . .	----	----	----	----	010030
D17	Idle Channel Welch Plug . . . . .	----	02519	02519	----	----
D20	* Idle Speed Screw . . . . .	----	05095	05095	----	----
E2	* Idle Speed Screw Spring . . . . .	----	0788	0788	----	----
16	* Idle Tube . . . . .	06905	07113	07113	06905	06907
17	* Inlet Needle, Seat & Gasket . . . . .	09430	----	----	09430	010400
17	* Inlet Valve, Seat & Gasket . . . . .	----	06941	06941	----	----
D22	* Inlet Connection Screen . . . . .	----	----	----	----	07283
18	Inlet Seat Gasket . . . . .	02817	0212	0212	02817	----
D16	* Inlet Valve Channel Plug Screw . . . . .	----	02395	02395	----	----
19	* High Speed Mixture Screw . . . . .	08971	09469	09469	08971	09981
20	High Speed Mixture Screw Gland . . . . .	0702	0702	0702	0702	0702
21	High Speed Mixture Screw Gland Gasket . . . . .	0676	0676	0676	0676	0676
22	High Speed Mixture Screw Packing . . . . .	0705	0705	0705	0705	09112
23	High Speed Mixture Screw Packing Nut . . . . .	0703	0703	0703	0703	0703
C1	Throttle Lever . . . . .	01830	----	----	01830	----
D20	* Throttle Lever Clamp Screw . . . . .	0240	----	----	0240	----
B2	Throttle Shaft . . . . .	----	09458	09458	----	----
B3	Throttle Shaft . . . . .	N/A	----	----	N/A	N/A
E1	* Throttle Shaft Return Spring . . . . .	----	----	----	06634	09807
24	Throttle Shutter . . . . .	08646	08646	08646	07125	N/A
25	* Throttle Shutter Screw & Lockwasher . . . . .	08317	08942	08942	08317	08942
C4	Throttle Stop Lever . . . . .	----	----	----	----	06995
C4	* Throttle Stop Lever . . . . .	----	06482	06482	----	----
D5	* Throttle Stop Lever Ret. Screw . . . . .	----	051	051	----	051
26	* Gasket & Packing Set . . . . .	GS-113	GS-111	GS-111	GS-113	GS-107
27	Repair Parts Kit . . . . .	RK-150	RK-231	RK-231	RK-150	RK-107

(\*) Indicates contents of Repair Parts Kit  
 N/A Not available



BASIC PARTS ILLUSTRATIONS: See front cover for illustrations corresponding to reference numbers in list below.

SPECIAL PARTS ILLUSTRATIONS: See Pages 3 and 4 for illustrations corresponding to reference letters in list below.

Carburetor Model      Superseding Model      Equipment

AJ-41A. . . . .	.Kiekhaefer
**AJ-42A. . . . .	.Kiekhaefer
**AJ-43A. . . . .	.Kiekhaefer
**AJ-44A. . . . .	.Kiekhaefer
**AJ-45A. . . . .	.Kiekhaefer

Ref.No.	Part Name	AJ-41A	AJ-42A	AJ-43A	AJ-44A	AJ-45A
1	Body Channel Plug Screw. . . . .	09897	09897	09897	09897	09897
2	* Body Channel Welch Plug. . . . .	02531	02531	02531	02531	02531
3	Flange Gasket. . . . .	011034	011034	011034	011034	011034
4	Float. . . . .	09805	09805	09805	09805	09805
5	Float Bowl Cover . . . . .	08742	08742	08742	08742	N/A
6	Float Bowl Cover Gasket. . . . .	07198	07198	07198	07198	07198
7	Float Bowl Cover Screw & Lkwshr.(Short)	08315	08315	08315	08315	08315
8	Float Bowl Cover Screw & Lkwshr.(Long)	N/A	N/A	N/A	N/A	N/A
11	* Float Lever (Primary). . . . .	07350	07350	07350	07350	07350
12	* Float Lever (Secondary). . . . .	07349	07349	07349	07349	07349
13	* Float Lever Pin (2). . . . .	07460	07460	07460	07460	07460
14	* Idle Mixture Screw . . . . .	08690	08690	08690	010155	N/A
15	* Idle Mixture Screw Spring. . . . .	08736	08736	08736	08736	011103
16	* Idle Tube. . . . .	06907	06907	06907	06907	010293
D16	Idle Tube Plug Screw . . . . .	----	----	----	----	02395
D22	* Inlet Connection Screen. . . . .	----	07283	07283	010301	010301
17	* Inlet Needle & Seat. . . . .	010400	010400	010400	010400	010400
19	* High Speed Mixture Screw . . . . .	09981	09968	09968	N/A	N/A
20	High Speed Mixture Screw Gland . . . . .	0702	0702	0702	0702	0702
21	High Speed Mixture Screw Gland Gasket. . . . .	0676	0676	0676	0676	0676
22	High Speed Mixture Screw Packing . . . . .	09112	09112	09112	09112	09112
23	High Speed Mixture Screw Packing Nut . . . . .	0703	0703	0703	0703	----
D9	High Speed Mixture Screw Knob. . . . .	----	----	----	N/A	----
D28	* High Speed Mixture Screw Knob Set Screw	----	----	----	06969	----
B3	Throttle Shaft . . . . .	N/A	N/A	N/A	N/A	N/A
E1	* Throttle Shaft Return Spring . . . . .	09807	09807	09807	09807	09807
24	Throttle Shutter . . . . .	08962	N/A	N/A	08962	08962
25	* Throttle Shutter Screw & Lockwasher. . . . .	08942	08942	08942	08317	08942
C4	Throttle Stop Lever. . . . .	06995	06995	06995	06995	06995
D5	* Throttle Stop Lever Ret. Screw . . . . .	051	051	051	051	051
26	* Gasket & Packing Set . . . . .	GS-107	GS-107	GS-107	GS-107	GS-107
27	Repair Parts Kit . . . . .	RK-107	RK-116	RK-116	N/A	RK-152

(\*) Indicates contents of Repair Parts Kit  
 (\*\*) Obtain from Kiekhaefer Mercury, Beaver Dam, Wisconsin  
 N/A Not available



BASIC PARTS ILLUSTRATIONS: See front cover for illustrations corresponding to reference numbers in-list below.

SPECIAL PARTS ILLUSTRATIONS: See Pages 3 and 4 for illustrations corresponding to reference letters in list below.

Carburetor Model      Superseding Model      Equipment

- \*\*AJ-45B. . . . . .Kiekhaefer
- \*\*AJ-47A. . . . . .Kiekhaefer
- \*\*AJ-49A. . . . . .Kiekhaefer
- \*\*AJ-50A. . . . . .Kiekhaefer
- \*\*AJ-50AT. . . . . .Kiekhaefer

Ref.No.	Part Name	AJ-45B	AJ-47A	AJ-49A	AJ-50A	AJ-50AT
1	Body Channel Plug Screw. . . . .	09897	09897	09897	09897	09897
2	* Body Channel Welch Plug. . . . .	02531	02531	02531	02531	02531
D7	* Filter Element . . . . .	----	----	----	012107	012107
3	Flange Gasket. . . . .	011034	011034	011034	011034	011034
4	Float. . . . .	09805	09805	09805	09805	09805
5	Float Bowl Cover . . . . .	010397	010397	010397	----	----
6	Float Bowl Cover Gasket. . . . .	07198	07198	07198	07198	07198
7	Float Bowl Cover Screw & Lkwshr.(short)	08315	08315	08315	08315	08315
8	Float Bowl Cover Screw & Lkwshr.(long)	N/A	N/A	N/A	010745	010745
11	* Float Lever (Primary). . . . .	07350	07350	07350	07350	07350
12	* Float Lever (Secondary). . . . .	07349	07349	07349	07349	07349
13	* Float Lever Pin (2). . . . .	07460	07460	07460	07460	07460
14	* Idle Mixture Screw . . . . .	010402	010402	010402	010402	010402
15	* Idle Mixture Screw Spring. . . . .	011103	011103	011103	011103	011103
16	* Idle Tube. . . . .	010293	010433	010293	010433	010433
D16	Idle Tube Plug Screw . . . . .	02395	02395	02395	02395	02395
D22	* Inlet Connection Screen. . . . .	----	010301	----	----	----
17	* Inlet Needle, Seat & Gasket. . . . .	010400	010400	010400	010790	010790
18	Inlet Seat Gasket. . . . .	----	----	----	010165	010165
19	* High Speed Mixture Screw . . . . .	N/A	010410	010410	010410	010410
20	High Speed Mixture Screw Gland . . . . .	0702	0702	0702	0702	0702
21	High Speed Mixture Screw Gland Gasket. . . . .	0676	0676	0676	0676	0676
22	High Speed Mixture Screw Packing . . . . .	09112	09112	09112	09112	09112
23	High Speed Mixture Screw Packing Nut . . . . .	0703	0703	0703	0703	0703
D8	Strainer Cover Gasket (small). . . . .	----	----	----	010744	010744
D8	Strainer Cover Gasket (large). . . . .	----	----	----	010746	010746
D10	* Strainer Cover Screw . . . . .	----	----	----	010742	010742
D12	Strainer Cover Screw Gasket. . . . .	----	----	----	010743	010743
C4	Throttle Stop Lever. . . . .	06995	06995	06995	06995	----
D5	* Throttle Stop Lever Ret. Screw . . . . .	051	051	051	051	051
B3	Throttle Shaft . . . . .	N/A	N/A	N/A	N/A	N/A
E1	* Throttle Shaft Return Spring . . . . .	09807	09807	09807	011036	09807
24	Throttle Shutter . . . . .	08962	08962	N/A	08962	08962
25	* Throttle Shutter Screw & Lockwasher. . . . .	08942	010280	010280	010280	010280
26	* Gasket & Packing Set . . . . .	GS-107	GS-107	GS-107	GS-123	GS-123
27	Repair Parts Kit . . . . .	RK-193	RK-168	RK-232	RK-313	RK-313

(\*) Indicates contents of Repair Parts Kit  
 (\*\*) Obtain from Kiekhaefer Mercury, Beaver Dam, Wisconsin  
 N/A Not available



BASIC PARTS ILLUSTRATIONS: See front cover for illustrations corresponding to reference numbers in list below.

SPECIAL PARTS ILLUSTRATIONS: See Pages 3 and 4 for illustrations corresponding to reference letters in list below.

Carburetor Model      Superseding Model      Equipment

\*\*AJ-51A . . . . . Kiekhaefer  
 \*\*AJ-52A . . . . . Kiekhaefer  
 \*\*AJ-53A . . . . . Kiekhaefer  
 \*\*AJ-54A . . . . . Kiekhaefer  
 \*\*AJ-54AT . . . . . Kiekhaefer

Ref.No.	Part Name	AJ-51A	AJ-52A	AJ-53A	AJ-54A	AJ-54AT
D6	Body Channel Plug Screw . . . . .	----	----	----	0675	0675
D12	Body Channel Plug Screw Gasket . . . . .	----	----	----	02510	02510
1	Body Channel Plug Screw . . . . .	09897	09897	09897	09897	09897
2	* Body Channel Welch Plug . . . . .	02531	02531	02531	02531	02531
D7	* Filter Element . . . . .	012107	012107	012107	012107	012107
3	Flange Gasket . . . . .	011034	011034	011034	011034	011034
4	Float . . . . .	09805	09805	09805	09805	09805
6	Float Bowl Cover Gasket . . . . .	07198	07198	07198	07198	07198
7	Float Bowl Cover Screw (short) . . . . .	08315	08315	08315	08315	08315
8	Float Bowl Cover Screw (long) . . . . .	010745	010745	010745	010745	010745
11	* Float Lever (Primary) . . . . .	07350	07350	07350	07350	07350
12	* Float Lever (Secondary) . . . . .	07349	07349	07349	07349	07349
13	* Float Lever Pin (2) . . . . .	07460	07460	07460	07460	07460
14	* Idle Mixture Screw . . . . .	010402	N/A	010402	011721	011721
D2	Idle Mixture Screw Cup . . . . .	----	010030	010030	----	----
15	* Idle Mixture Screw Spring . . . . .	011103	011103	011103	011103	011103
16	* Idle Tube . . . . .	010433	010433	010433	010433	010433
D16	Idle Tube Plug Screw . . . . .	02395	02395	02395	02395	02395
17	* Inlet Needle, Seat & Gasket . . . . .	010790	010790	010790	010790	010790
18	Inlet Seat Gasket . . . . .	010165	010165	010165	010165	010165
19	* High Speed Mixture Screw . . . . .	010410	09968	010410	----	----
20	High Speed Mixture Screw Gland . . . . .	0702	0702	0702	----	----
21	High Speed Mixture Screw Gland Gasket . . . . .	0676	0676	0676	----	----
22	High Speed Mixture Screw Packing . . . . .	09112	09112	09112	----	----
23	High Speed Mixture Screw Packing Nut . . . . .	0703	0703	0703	----	----
D29	* Main Fuel Jet (.055) Std. . . . .	----	----	----	011722	011722
	Main Fuel Jet (.053) . . . . .	----	----	----	011765	011765
	Main Fuel Jet (.051) . . . . .	----	----	----	011764	011764
	Main Fuel Jet (.049) . . . . .	----	----	----	011763	011763
D12	Main Fuel Jet Gasket . . . . .	----	----	----	06076	06076
D8	Strainer Cover Gasket (small) . . . . .	010744	010744	010744	010744	010744
D8	Strainer Cover Gasket (large) . . . . .	010746	010746	010746	010746	010746
D10	* Strainer Cover Screw . . . . .	010742	010742	010742	010742	010742
D12	Strainer Cover Screw Gasket . . . . .	010743	010743	010743	010743	010743
C4	Throttle Stop Lever . . . . .	06995	06995	06995	06995	----
D5	* Throttle Stop Lever Ret. Screw . . . . .	051	051	051	051	051
B3	Throttle Shaft . . . . .	N/A	N/A	N/A	N/A	N/A
E1	* Throttle Shaft Return Spring . . . . .	09807	09807	09807	011036	09807
24	Throttle Shutter . . . . .	N/A	011037	08962	08962	08962
25	* Throttle Shutter Screw & Lockwasher . . . . .	010280	010280	010280	010280	010280
26	* Gasket & Packing Set . . . . .	GS-123	GS-123	GS-123	GS-123	GS-123
27	Repair Parts Kit . . . . .	RK-313	RK-371	RK-313	RK-394	RK-394

(\*) Indicates contents of Repair Parts Kit  
 (\*\*) Obtain from Kiekhaefer Mercury, Beaver Dam, Wisconsin  
 N/A Not available



BASIC PARTS ILLUSTRATIONS: See front cover for illustrations corresponding to reference numbers in list below.

SPECIAL PARTS ILLUSTRATIONS: See Pages 3 and 4 for illustrations corresponding to reference letters in list below.

Carburetor Model      Superseding Model      Equipment

\*\*AJ-55A. . . . . .Kiekhaefer  
 \*\*AJ-55AT . . . . .Kiekhaefer  
 \*\*AJ-56A. . . . .Kiekhaefer  
 \*\*AJ-56AB . . . . .Kiekhaefer  
 \*\*AJ-57A. . . . .Kiekhaefer

Ref.No.	Part Name	AJ-55A	AJ-55AT	AJ-56A	AJ-56AB	AJ-57A
D6	Body Channel Plug Screw. . . . .	0675	0675	0675	0675	0675
D12	Body Channel Plug Screw Gasket . . . . .	02510	02510	02510	02510	02510
1	Body Channel Plug Screw. . . . .	09897	09897	09897	09897	09897
2	* Body Channel Welch Plug. . . . .	02531	02531	02531	02531	02531
D7	* Filter Element . . . . .	012107	012107	012107	012107	012107
3	Flange Gasket. . . . .	011034	011034	011034	011034	011034
4	Float. . . . .	09805	09805	09805	09805	09805
6	Float Bowl Cover Gasket. . . . .	07198	07198	07198	07198	07198
7	Float Bowl Cover Screw & Lkwshr.(short)	08315	08315	08315	08315	08315
8	Float Bowl Cover Screw & Lkwshr.(long)	010745	010745	010745	010745	010745
11	* Float Lever (Primary). . . . .	07350	07350	07350	07350	07350
12	* Float Lever (Secondary). . . . .	07349	07349	07349	07349	07349
13	* Float Lever Pin (2). . . . .	07460	07460	07460	07460	07460
14	* Idle Mixture Screw . . . . .	010402	010402	N/A	N/A	012247
D2	Idle Mixture Screw Cup . . . . .	----	----	010030	010030	----
15	* Idle Mixture Screw Spring. . . . .	011103	011103	011103	011103	011103
16	* Idle Tube. . . . .	010433	010433	010433	010433	010232
D16	Idle Tube Plug Screw . . . . .	02395	02395	02395	02395	----
17	* Inlet Needle, Seat & Gasket. . . . .	010790	010790	010790	010790	010790
18	Inlet Seat Gasket. . . . .	010165	010165	010165	010165	010165
D29	Main Fuel Jet (.057) . . . . .	----	----	#011394	----	----
	Main Fuel Jet (.055) . . . . .	#011722	#011722	011722	#011722	----
	Main Fuel Jet (.053) . . . . .	011765	011765	011765	011765	----
	Main Fuel Jet (.051) . . . . .	011764	011764	011764	011764	----
	Main Fuel Jet (.049) . . . . .	011763	011763	----	011763	011763
	Main Fuel Jet (.047) . . . . .	----	----	----	----	012027
	Main Fuel Jet (.045) . . . . .	----	----	----	----	#012101
	Main Fuel Jet (.043) . . . . .	----	----	----	----	012284
	Main Fuel Jet (.041) . . . . .	----	----	----	----	012370
D12	Main Fuel Jet Gasket . . . . .	06076	06076	06076	06076	06076
D8	Strainer Cover Gasket (small). . . . .	010744	010744	010744	010744	010744
D8	Strainer Cover Gasket (large). . . . .	010746	010746	010746	010746	010746
D10	* Strainer Cover Screw . . . . .	010742	010742	010742	010742	010742
D12	Strainer Cover Screw Gasket. . . . .	010743	010743	010743	010743	010743
C4	Throttle Stop Lever. . . . .	06995	----	06995	06995	06995
D5	* Throttle Stop Lever Ret. Screw . . . . .	051	051	051	051	051
B3	Throttle Shaft . . . . .	N/A	N/A	N/A	N/A	N/A
E1	* Throttle Shaft Return Spring . . . . .	011036	09807	09807	09807	09807
24	Throttle Shutter . . . . .	08962	08962	011037	011037	09239
25	* Throttle Shutter Screw & Lockwasher. . . . .	010280	010280	010280	010280	010280
26	* Gasket & Packing Set . . . . .	GS-123	GS-123	GS-123	GS-123	GS-123
27	Repair Parts Kit . . . . .	RK-395	RK-395	N/A	RK-426	RK-461

- (\*) Indicates contents of Repair Parts Kit
- (\*\*) Obtain from Kiekhaefer Mercury, Beaver Dam, Wisconsin
- N/A Not available
- (#) Standard Jet in Repair Parts Kit