



MOTOR-SAWS

Spare Part List

Light-Pattern-Saw

Type BL

**ANDREAS STIHL, Machine-Factory, 14a Waiblingen-Neustadt
Germany**

Spare part list
for
MOTOR SAW TYPE BL

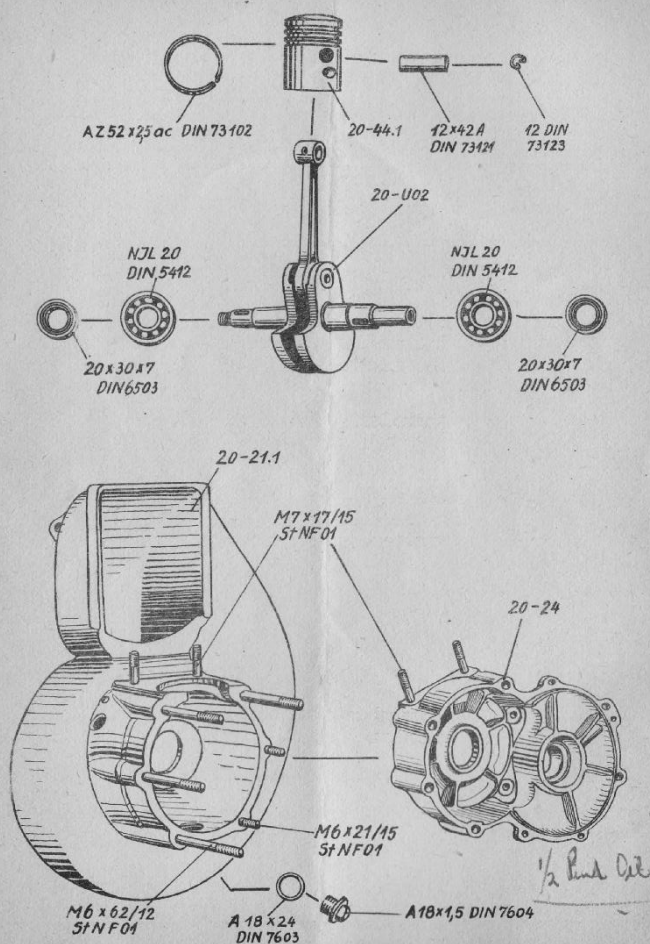
For attention!

When ordering spare parts state, apart from quantity desired and exact designation with ordering number, also number of the machine and type.

Failing these specifications it will hardly be possible to avoid delays and even wrong deliveries of the parts.

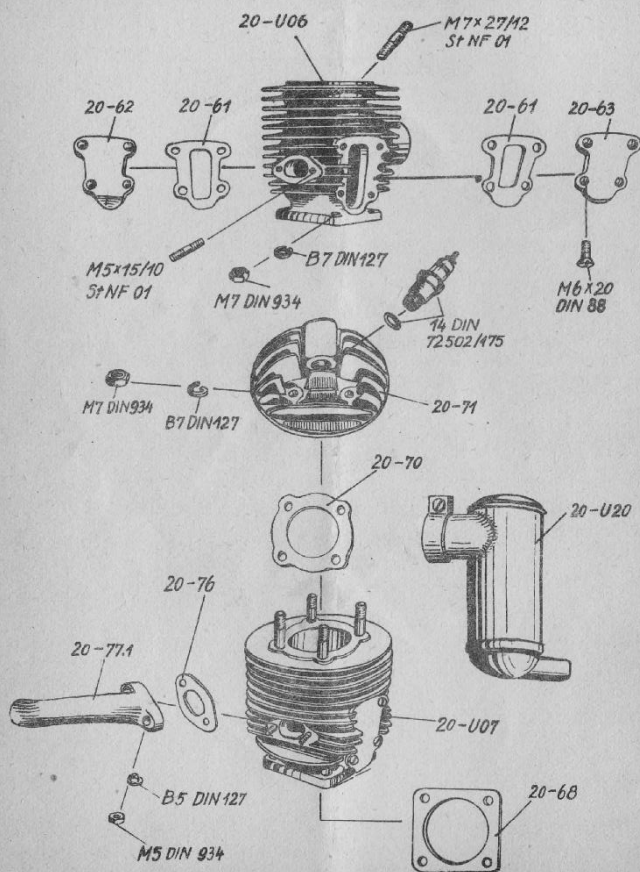
In the following spare part lists the Motor Saw Type BL is divided up into various constructive aggregates:

- | | |
|--|---------|
| 1. Petrol engine | Type 20 |
| 2. Carburettor | |
| 3. Gearing | Type 20 |
| 4. Oil pump | Type 20 |
| 5. Fuel tank, carrying and
manipulating arrangement | Type 20 |
| 6. Sawing device | Type 20 |



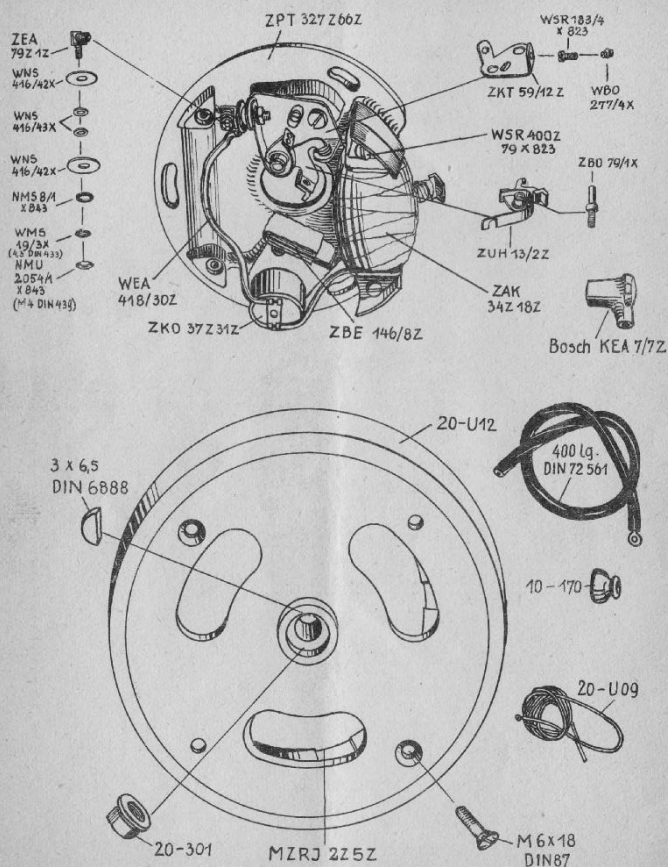
Engine Type 20

Number of pieces	Designation	Number of the part or standard designation respectively
1	Crankshaft with connecting rod	20-U 02
1	Piston compl. contains:	20-U 05
1	Piston	20-44.1
3	Compression rings	AZ 52x2,5 ac DIN 73102
1	Piston bolt	12x42 A DIN 73121
2	Wire snap rings	12 DIN 73123
1	Crank- and fan-case	20-21.1
4	Stud bolts	M6x62/12 StNF 01
2	Stud bolts	M6x21/15 StNF 01
2	Stud bolts	M7x17/15 StNF 01
1	Packing ring	A 18x2,5 DIN 7603
1	Screw cap	A 18x1,5 DIN 7604
1	Gear case	20-24
2	Stud bolts	M 7x17/15 StNF 01
2	Cylinder bearings	NJL 20 DIN 5412
2	Packing rings	20x30x7 DIN 6503
2	Lock washers	B6 DIN 127
2	Hexagon nuts	M 6 DIN 934



Engine Type 20

Number of pieces	Designation	Number of the part or standard designation respectively
1	Cylinder without head contains:	20 - U 07
1	Cylinder with liner	20 - U 06
4	Stud bolts	M7x27/12 StNF 01
2	Stud bolts	M5x15/10 StNF 01
2	Gaskets	20-61
1	Lid left	20-62
1	Lid right	20-63
8	Fillister head counter-sunk screw	M6 x 20 DIN 88
1	Cylinder gasket	20-68
1	Cylinder head gasket	20-70
1	Cylinder head	20-71
1	Gasket for carburettor flange	20-76
1	Carburettor flange	20-77.1
1	Silencer	20-U 20
2	Lock washers	B 5 DIN 127
2	Hexagon nuts	M 5 DIN 934
8	Lock washers	B 7 DIN 127
8	Hexagon nuts	M 7 DIN 934
1	Spark plug	14 DIN 72502/175

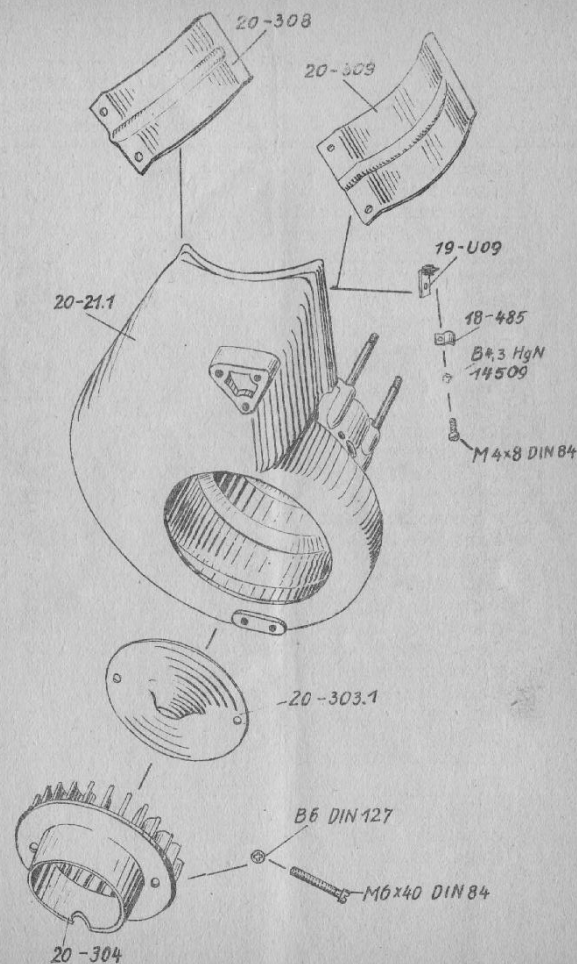


Engine Type 20

Number of pieces	Designation	Number of the part or standard designation respectively
1	Armature plate, compl. containing:	ZPT 327 Z 66Z
1	Armature plate with felt lubricator	ZPT 327 Z 104 Z
1	Ignition with coil	ZAK 34 Z 18 Z
2	Bolts for fastening ignition	WSR 400 Z 79x823
2	Lock washers	B 5 DIN 127
1	Oil wick with connecting piece	ZBE 146/8 Z
2	Rivet for fastening oil wick	NNJ 824/16x823
1	Condensor	ZKO 37 Z 31 Z
1	Contact carrier with tungsten contact	ZKT 59/12 Z
1	Bolt for fastening contact carrier	WSR 183/4 x 823
1	Eccenter bolt for contact carrier	WBO 277/4 X
1	Interruption lever with tungsten contact	ZUH 13/2 Z
1	Bearing bolt for interruption lever	ZBO 79/1 Z
1	Connecting piece with spring (short circuit terminal)	ZEA 79 Z 1 Z
2	Insulation disc, large	WNS 416/42 X
2	Insulation disc, small	WNS 416/43 X
1	Washer	4,3 DIN 433
1	Disc-type fuse	WMS 19/3 X
1	Hexagonal nut	M 4 DIN 439
1	Condensor connecting cable	WEA 418/30 Z

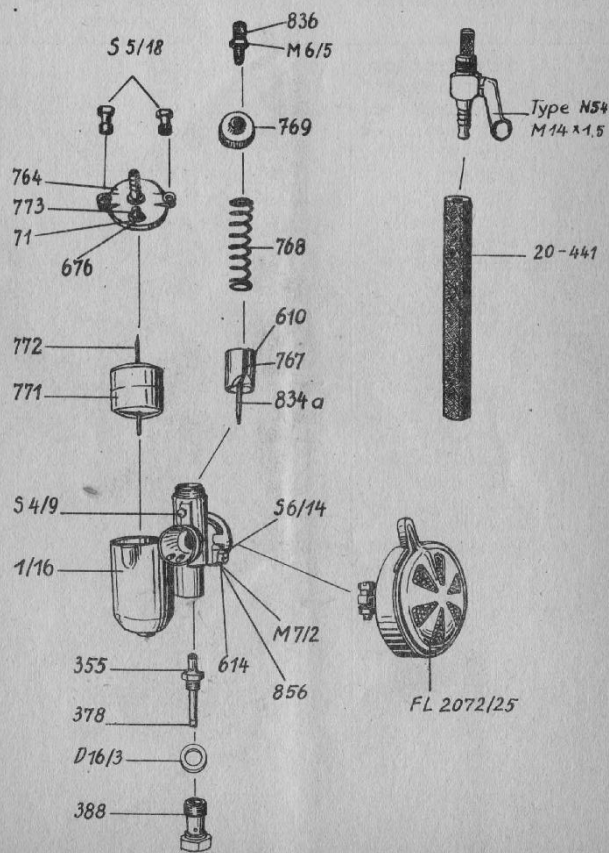
Engine Type 20

Number of pieces	Designation	Number of the part or standard designation respectively
1	Fly wheel compl. containing:	20-U 12
1	Fly wheel with nave	20-U 11
1	Magnet wheel	LMVJ 1 Z 1 Z
2	Countersunk screws	M 6x18 DIN 87
1	Short circuit wire compl.	20-U 09
1	Ignition cable	400 lg. DIN 72 561
1	Fault eliminating plug	Bosch KEA 7/7 Z
1	Rubber lip	10-170
3	Lock washers	A 5 DIN 137
3	Cylinder bolts	M 5x15 DIN 84
1	Feather	3x6,5 DIN 6883
1	Crank shaft nut	20-301
1	Covering sheet	20-303.1
1	Fan wheel	20-304
2	Lock washers	B 6 DIN 127
2	Cylinder bolts	M 6 x 40 DIN 84
1	Air guide sheet	20-308
1	Air guide sheet	20-309
1	Cable holder compl.	19-U 09
4	Lock washers	B 4,3 HgN 14509
4	Cylinder bolts	M 4x8 DIN 84
4	Clips	18-425
4	Button-head cutting screws	NSF M 3x8 DIN 86



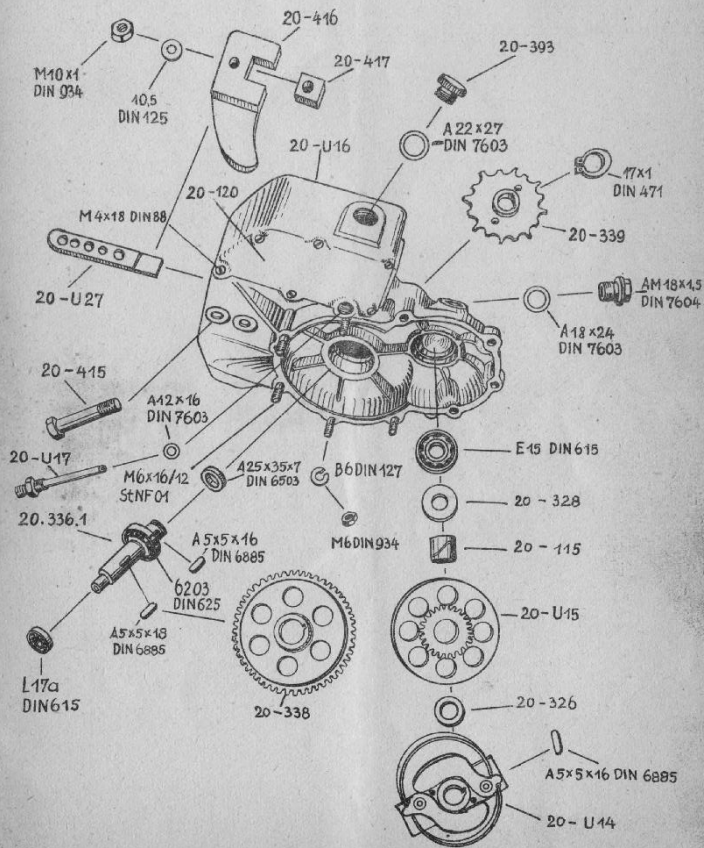
Carburettor

Number of pieces	Designation	Number of the part or standard designation respectively
1	Carburettor contains:	Bing 1/16
1	Carburettor casing	Bing 1/16
1	Idling speed jet	Bing 614
1	Air regulating screw	Bing 856
1	Nut	Bing M 7/2
1	Screw	BING S 4/9
1	Clamping bolt	Bing S 6/14
1	Needle jet	Bing 355
1	Jet	Bing 378
1	Packing ring	Bing D 16/3
1	Jet stock	Bing 388
1	Gas sleeve	Bing 767
1	Jet needle	Bing 834/a
1	Clip	Bing 610
1	Sleeve helical spring	Bing 768
1	Screw cap	Bing 769
1	Set screw	Bing 836
1	Nut	Bing M6/5
1	Float	Bing 771
1	Float valve needle	Bing 772
1	Float chamber lid	Bing 764
1	Tickler	Bing 773
1	Feather	Bing 71
1	Safety pin	Bing 676
2	Holding screws	Bing S 5/18
1	Air filter	Inecht FL 2072/25
1	Fuel cock(Everbest)	N 54 M 14x1,5
1	Packing ring	A 14x18 DIN 7603
1	Fuel pipe	20-441



Gearing Type 20

Number of pieces	Designation	Number of the part or standard designation respectively
1	Stop case compl. contains:	20-U 16
1	Stop case	20-119
1	Oil container lid	20-120
6	Fillister head screws	M 4x18 DIN 88
5	Stud bolts	M 6x16/12 StNF 01
1	Fitting key	A 5x5x16 DIN 6885
1	Clutch compl. contains:	20-U 14
1	Holder of centrifugal weights	20-101
1	Centrifugal weight compl.	20-U 13
4	Centrifugal weights	20-105
2	Rivet bolts	20-104
2	Bolts	20-106
4	Sg-washers	8x0,8 DIN 471
2	Clutch springs	20-107
2	Press rollers	20-84
2	Cylinder bolts	M 5x18 DIN 84
1	Spacer	20-326
1	Bushing	20-115
1	Clutch plate compl.	20-U 15
1	Spacer	20-328
1	Ball bearing	E 15 DIN 615
1	Packing ring	20-367
1	Grooved ball bearing	6203 DIN 625
1	Packing ring	A 25x35x7 DIN 6503
1	Driving shaft	20-336.1
1	Fitting key	A 5x5x18 DIN 6885
1	Spur gear	20-338
1	Ball bearing	L 17a DIN 615
9	Lock washers	B 6 DIN 127
9	Hexagon nuts	M 6 DIN 934
1	Fitting key	A 5x5x16 DIN 6885

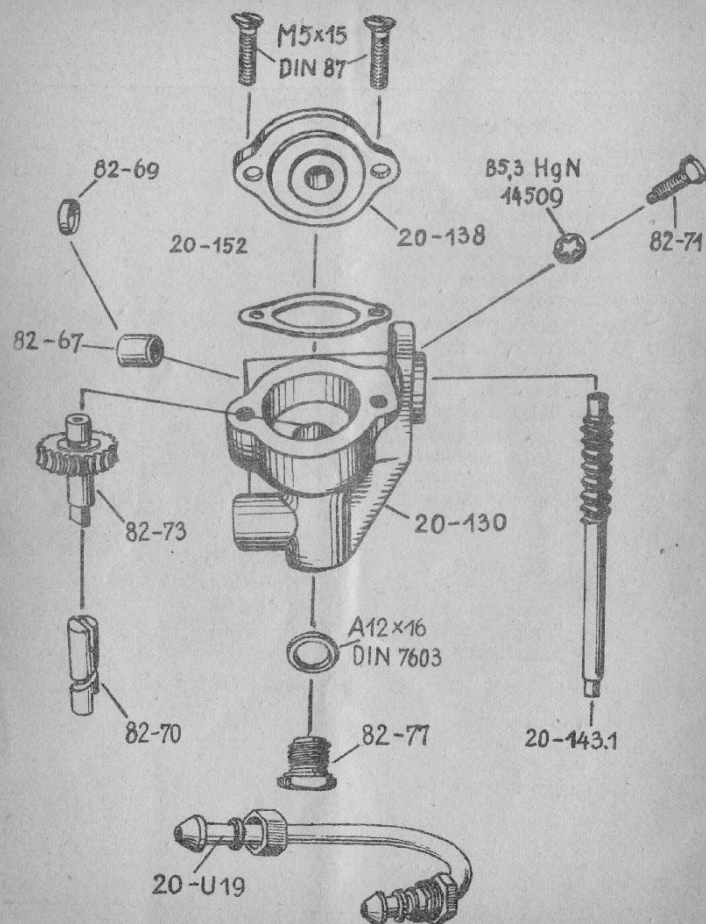


Gearing Type 20

Number of pieces	Designation	Number of the part or standard designation respectively
1	Chain drive wheel	20-339
1	Sg-washer	17x1 DIN 471
1	Packing ring	A 18x24 DIN 7603
1	Screw plug	20-393
1	Packing ring	A 12x16 DIN 7603
1	Suction pipe line	20-U 17
2	Fitted bolts	20-415
1	Guide ledge compl.	20-U 27
1	Stop counter-piece	20-416
1	Tightening piece	20-417
2	Washers	10,5 DIN 125
2	Hexagon nuts	M 10x1 DIN 934

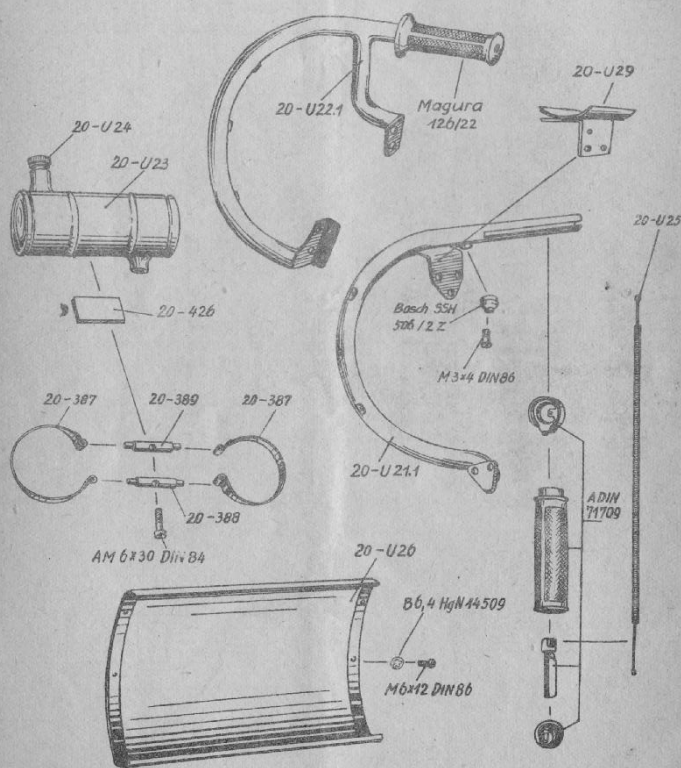
Oil pump Type 20

Number of pieces	Designation	Number of the part or standard designation respectively
1	Oil pump compl. contains:	20-U 18
1	Pump casing	20-130
1	Bearing bushing	82-67
1	Covering disc	82-69
1	Pump piston	82-70
1	Lock washer	B 5,3 HgN 14509
1	Guide screw	82-71
1	Worm wheel	82-73
1	Packing ring	20-152
1	Bearing shield	20-138
1	Covering disc	82-75
2	Countersunk screws	M 5x15 DIN 87
1	Packing ring	A 12x16 DIN 7603
1	Screw plug	82-77
1	Worm shaft	20-143.1
1	Oil pipe	20-U 19
1	Seal	20-394
2	Lock washers	B 6 DIN 127
1	Hexagon bolt	M 6x18 DIN 931
1	Hexagon bolt	M 6x60 DIN 931



Fuel tank, carrying and operating arrangement, Type 20

Number of pieces	Designation	Number of the part or standard designation respectively
1	Fuel tank	20-U 23
2	Tightening strips	20-387
1	Clamp bolt	20-388
1	Clamp bolt	20-389
1	Cylinder bolt	AM 6x30 DIN 84
1	Packing ring	A 22 x 27
1	Tank cap compl.	20-U 24
1	Piece of felt	20 - 426
1	Carrying frame left	20-U 21.1
1	Tank support	20-U 29
6	Lock washers	A 6 DIN 127
4	Cylinder bolts	M 6x15 DIN 84
2	Cylinder bolts	M 6x20 DIN 84
1	Gas controller cable compl.	20-U 25
1	Gas handle	A DIN 71 903
1	Short circuit button	Bosch SSH 506/2 Z
2	Lock washers	B 3,2 HgN 14 509
2	Button head screws	M 3x4 DIN 86
1	Carrying frame right	20-U 22.1
4	Lock washers	A 6 DIN 127
4	Cylinder bolts	M 6x15 DIN 84
1	Handle	Magura 126/22
1	Plate guard	20-U 26
4	Button head screws	M 6x12 DIN 86
4	Lock washers	B 6.4 HgN 14509
4	Hexagon nuts	M 6 DIN 934

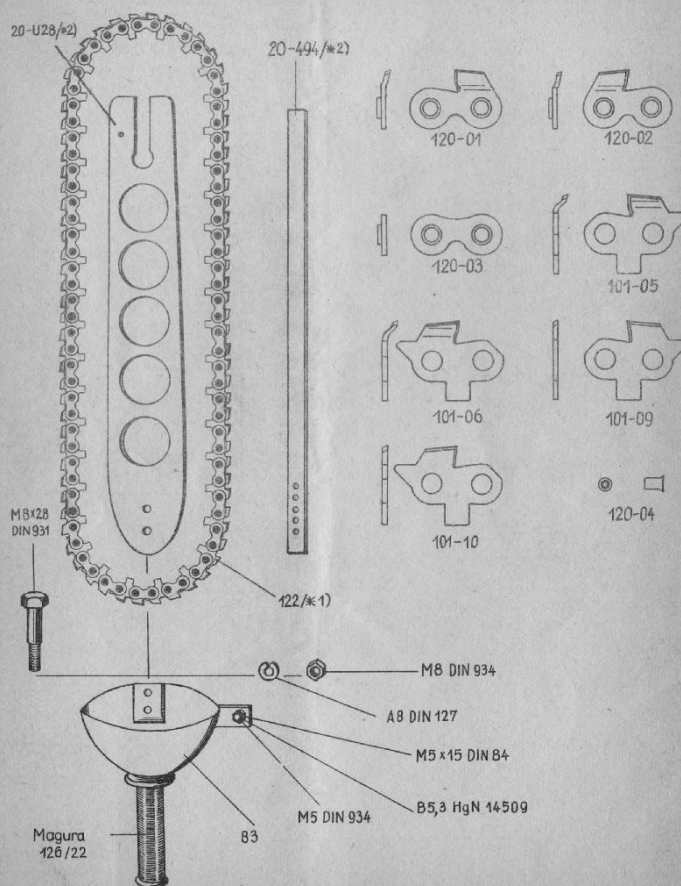


Sawing device Type 20

Number of pieces	Designation	Number of the part or standard designation respectively	
1	Chain, cutting length 40 cm 50 cm 60 cm	122/45 122/52 122/59	
1	Guide bar compl. cutting length 40 cm 50 cm 60 cm	20-U 28/40 20-U 28/50 20-U 28/60	
	Cutting tooth right	120-01	
	Cutting tooth left	120-02	
	Blind tooth	120-03	
	Set cleaner right	101-05	
	Set cleaner left	101-06	
	Straight cleaner right	101-09	
	Straight cleaner left	101-10	
	Countersunk sleeve	120-04	
1	Set of spare parts for chain	122-U 02	1

Remarks:

- 1 (in illustration) Put down here quantity of cleaners.
- 2 (in illustration) Put down here length of cut.
- 1 is supplied free of charge with each replace chain.



Sawing device Type 20

Number of pieces	Designation	Number of the part or standard designation respectively	
<u>On special order:</u>			
1	Holding piece contains:	83	
1	Handle	Magura 126/22	
1	Chain protector cutting length		
	40 cm	20-494/40	
	50 cm	20-494/50	
	60 cm	20-494/60	
1	Hexagon bolt	M 8x28 DIN 931	
1	Lock washer	A 8 DIN 127	
1	Hexagon nut	M 8 DIN 934	
1	Cylinder bolt	M 5x15 DIN 84	
2	Lock washers	B 5,3 HgN 14 509	
1	Hexagon nut	M 5 DIN 934	
<u>Remark:</u>			
2 (in illustration) Put down here length of cut.			