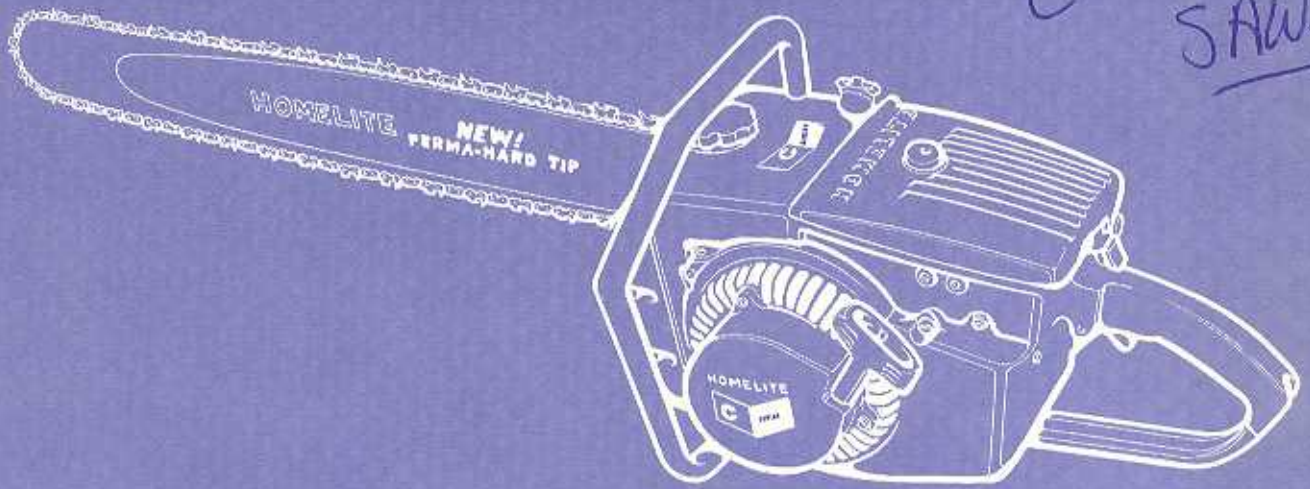


PRICE .25

HOMELITE

Chain Saw



C-5
C-7
C-9
SAWS



PARTS LIST

FIGURE 1

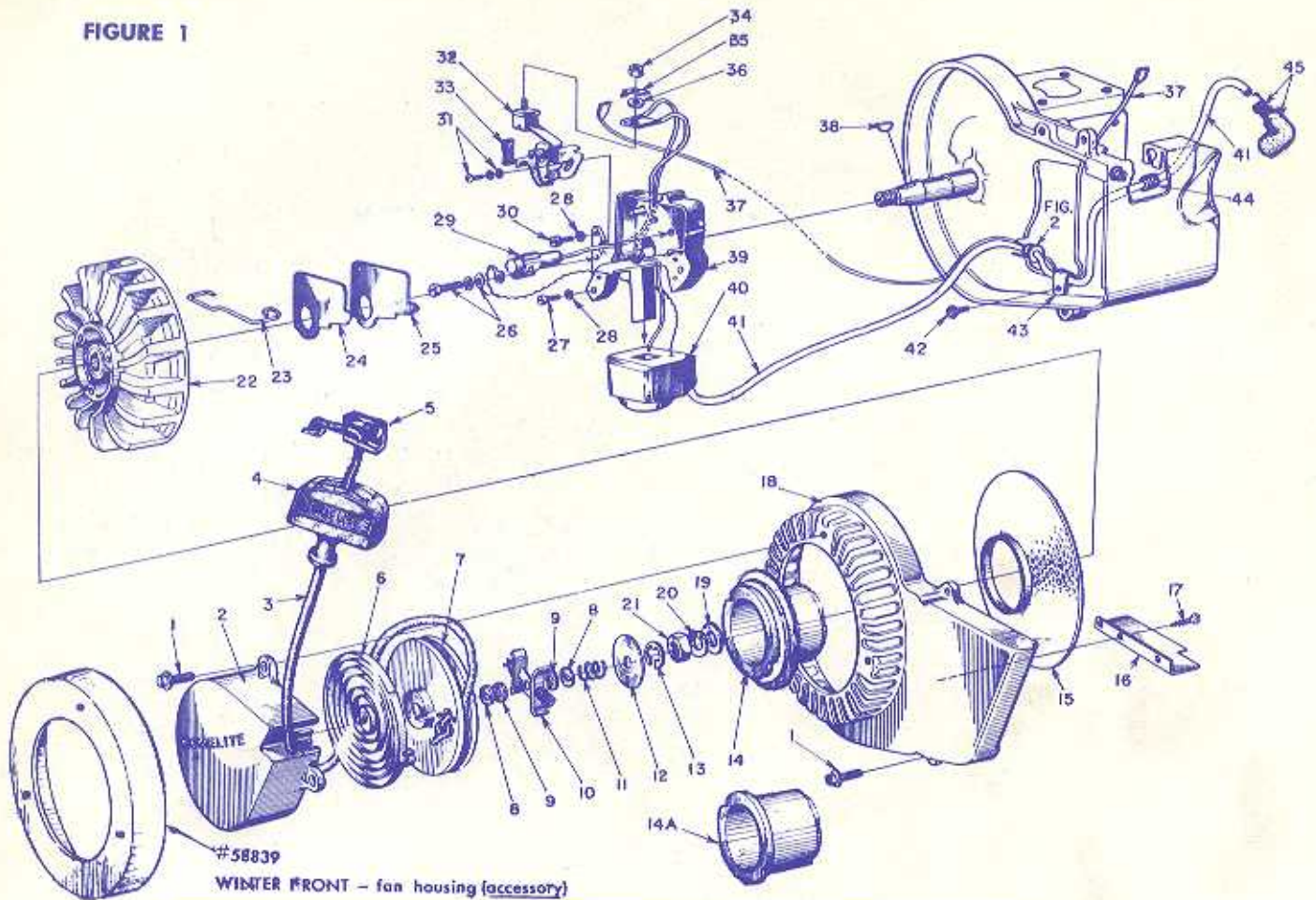
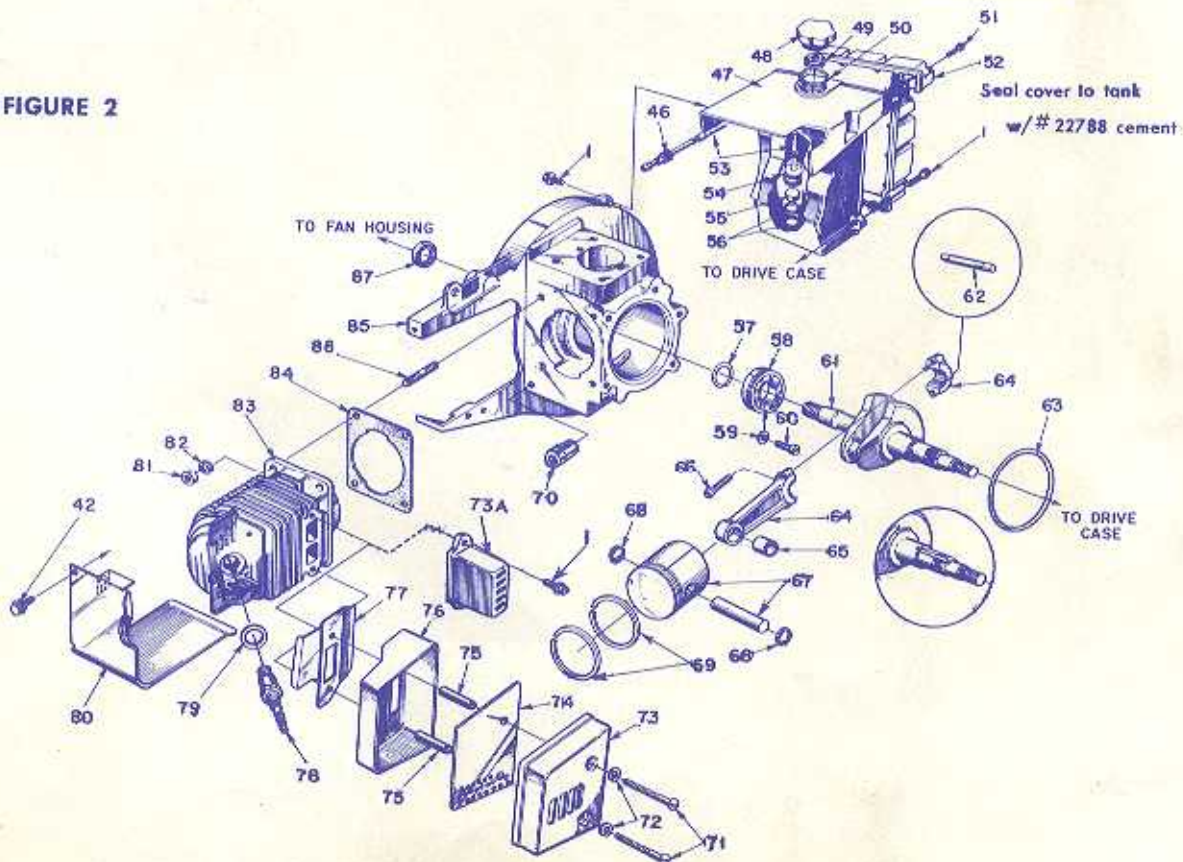


FIGURE 2



Circled asterisk * denotes a part that may require adaptation for use in older saws; see notes.

Black circled numerals ① refer to note numbers on page 6.

No.	Description	Part No.	C5	C7	C9	Qty.
1	SCREW-hex hd., 12-24 x 3/4	80867	*	*	*	13
2	COVER-pulley w/2 roll pins	A-58502-1	*	*	*	1
3	ROPE - starter	55898	*	*	*	1
4	GRIP - rope	55937	*	*	*	1
5	INSERT - rope retaining ①	58517	⊗	⊗	⊗	1
6	SPRING - rewind	56451-1	*	*	*	1
7	PULLEY - starter	56452	*	*	*	1
8	WASHER - brake ①	58970	⊗	⊗	⊗	2
	-used w/49	56456	*	*	*	2
9	WASHER - fibre	56457	*	*	*	2
10	FRICITION SHOE ASSEMBLY	A-57647	*	*	*	1
11	SPRING - brake	56455	*	*	*	1
12	WASHER - brake retainer	76436	*	*	*	1
13	RING - retaining	90618	*	*	*	1
14	CUP - starter ②	58920	⊗	⊗	⊗	1
14a		56441	*	*	*	1
15	SCREEN - rotary	58294	*	*	*	1
16	BAFFLE - fan housing ②	58408	*	*	*	1
17	SCREW - self tap	80548	*	*	*	3
18	HOUSING - fan ②	58171-1A	⊗	⊗	⊗	1
19	WASHER - flat alum., 3/16	84055	*	*	*	1
20	WASHER - lock, 3/16	83019	*	*	*	1
21	NUT - hex, 3/16 - 20	81110	*	*	*	1
22	ROTOR	57568-A	*	*	*	1
23	CLAMP - dust cover	55980	*	*	*	1
24	COVER - dust	55979	*	*	*	1
25	GASKET - dust cover	55978-2	*	*	*	1
26	SCREW GROUP-condenser	57750	*	*	*	1
27	SCREW-filhd., 10-24 x 3/4	80660	*	*	*	2
28	WASHER - lock, #10	83046	*	*	*	3
29	CONDENSER-w/terminal	55987	*	*	*	1
30	SCREW-fil. hd., 10-24 x 1/2	80595	*	*	*	1
31	SCREW GROUP - point	57749	*	*	*	1
32	BREAKER POINTS (set)	A-58165	*	*	*	1
33	Includes: WICK - felt	55984	*	*	*	1
34	NUT - terminal	55982	*	*	*	1
35	TAB - ground	57733	*	*	*	1
36	WASHER - terminal	55983	*	*	*	1
37	LEAD-ground w/terminals	A-58321	*	*	*	1
38	KEY - rotor	75078	*	*	*	1
39	BOX - breaker w/core	57744	*	*	*	1
40	COIL - w/ground terminal	55986-A	*	*	*	1
41	LEAD - high tension	58382	*	*	*	1
42	SCREW-hex hd., 10 - 24 x 3/4	80869	*	*	*	3
43	CLAMP - lead	56014	*	*	*	1
44	GROMMET	60929	*	*	*	1
45	TERMINAL-spark plug ③	A-55373-A	⊗	⊗	⊗	1
46	FITTING - fuel outlet	58364	*	*	*	1
47	TANK - fuel ④	58172-A1	⊗	⊗	⊗	1

(184)

No.	Description	Part No.	C5	C7	C9	Qty.
48	CAP - fuel tank ④	A-58368-A	⊗	⊗	⊗	1
49	Includes: VALVE-relief	56865	*	*	*	1
50	GASKET ④	58957	⊗	⊗	⊗	1
51	SCREW- rd. hd., #6 x 3/16	80789	*	*	*	15
52	COVER - fuel tank ④	58173-1	*	*	*	1
53	SLEEVE - flexible	55895	*	*	*	1
54	STRAINER - outlet w/nail	A-56200	*	*	*	1
55	Includes: FILTER	74374	*	*	*	1
56	BUMPER	56196	*	*	*	2
57	RING - retaining	58319-A	⊗	⊗	⊗	1
58	BEARING - ball	58190-S	*	*	*	1
59	WASHER	83061	*	*	*	2
60	SCREW - bearing retainer	19238-3	*	*	*	2
61	CRANKSHAFT ⑤	58189-B	⊗			1
		58592	*	*	*	1
62	ROLLERS - set of 27	AA-55280	*	*	*	1
63	"O" RING	58329	*	*	*	1
64	CONNECTING ROD	AA-55195-A	*	*	*	1
65	Includes: BEARING-needle	55196	*	*	*	1
66	SCREW-8-32 x 3/8	80805	*	*	*	2
67	PISTON & PIN	A-58328	*			1
		A-58053	*	*	*	1
	Includes:	A-58674	*	*	*	1
68	RING-pin retaining	56095	*	*	*	2
69	RING - piston	55038	*	*	*	2
		55537	*	*	*	2
70	SLEEVE ⑥	55290	⊗	⊗	⊗	1
71	SCREW-hex hd., 12-24 x 2 1/4	80881	⊗	*	*	2
72	WASHER - flat #12	84008	⊗	*	*	2
73	MUFFLER CAP	58425-A	⊗	*	*	1
73a	MUFFLER (assembly) ⑦	58184	*	*	*	1
74	BAFFLE - muffler ⑦	58423-A	⊗	*	*	1
75	TUBE - baffle ⑦	58424-A	⊗	*	*	2
76	BODY - muffler	A-58419	⊗	*	*	1
77	DEFLECTOR - air	58639	⊗	*	*	1
78	SPARK PLUG	40190-S	*	*	*	1
79	Includes: GASKET	25038	*	*	*	1
80	CYLINDER SHIELD ⑧	A-58906-1	⊗	⊗	⊗	1
81	NUT - hex, 1/2 - 28	81065-2	*	*	*	4
82	WASHER - lock, 1/4	83009	*	*	*	4
83	CYLINDER ⑨	58174-A	*	*	*	1
		58174-A1			⊗	1
84	GASKET - cylinder	58292	*	*	*	1
85	CRANKCASE ⑩	A-58317-A1	⊗	*	*	1
86	Includes: STUD	55871	*	*	*	4
87	SEAL - garlock	58308	*	*	*	1
	ACCESSORY: available on order					
	WINTER FRONT ②	58839	⊗	⊗	⊗	1

Circled asterisk * denotes a part that may require adaptation for use in older saws; see notes.

Black circled numerals (C) refer to note numbers on page 6.

No.	Description	Part No.	C-5	C-7	C-9	Qty.
1	COVER - air filter	A-58372-1	*	*	*	1
2	Includes: NUT	58373	*	*	*	1
3	RING	58319-A	(C)	(C)	(C)	1
1a	Accessory - filter cover (21)	A-59179	*	*	*	1
2a	Includes: NUT	59156	*	*	*	1
3	RING	58319-A	*	*	*	1
4	ELEMENT - air filter	58185	*	*	*	1
5	GASKET - filter element	58350	*	*	*	1
6	SCREW-hex hd., 12-24 x 1 1/2	80868	*	*	*	4
6a	hex hd., 1/4 - 20 x 1 1/2	80882	*	*	*	2
7	GASKET - mounting stud	58392	*	*	*	1
8	STUD - cover (part of index #9)	58361	*	*	*	1
9	ELBOW - reed w/ #8 & #10 (11)	A-58359-B	(C)	(C)	(C)	1
9a	ELBOW - intake w/out studs	58183-A	(C)	(C)	(C)	1
10	STUD - carb. (part of index #9)	27464	*	*	*	1
11	FILLER BLOCK (11)	58933	(C)	(C)	(C)	1
12	GASKET	58394	*	*	*	1
12a	"	58946	*	*	*	1
13	GASKET - carburetor (11)	55553-3	(C)	(C)	(C)	1
14	ADAPTER - reed	55932	*	*	*	1
15	REED (12)	55941-1	*	*	*	4
16	PLATE - reed	55942	*	*	*	4
17	SCREW-pan hd., 4-40 x 3/16	80658	*	*	*	8
18	SCREW-hex hd., 12-24 x 1	80864	*	*	*	1
19	LINE - fuel (13)	A-56379	(C)	(C)	(C)	1
20	WASHER - lock, 3/4	83009	*	*	*	4
21	NUT - hex 3/4 - 20	81013	*	*	*	2
22	COTTER PIN - 1/2 x 1/2	86324	*	*	*	1
23	ROD - choke	A-58354	*	*	*	1
24	CARBURETOR (14)	A-58360-A	(C)	(C)	(C)	1
25	ROD - throttle	58351	*	*	*	1
26	BOOT - rod	58348	*	*	*	1
27	THROTTLE HANDLE - carburetor & filter housing (15)	A-58931-1	(C)	(C)	(C)	1
28	Includes: STOP-rod (nylon) (15)	58930	(C)	(C)	(C)	1
29	BUSHING-rod (nylon) (15)	58929	(C)	(C)	(C)	2
	BUSHING - trigger shaft, (not shown)	59064	*	*	*	1
30	WASHER - felt (pump rod)	58394	*	*	*	1
31	GROMMET	58362	*	*	*	3
32	BUTTON - choke rod	57289-1	*	*	*	1
33	TRIGGER - throttle	58151-A	*	*	*	1
34	SHAFT - trigger	58353	*	*	*	1
35	SPRING - throttle (16)	58352-A	(C)	(C)	(C)	1
36	DEFLECTOR - carburetor (15)	58837	(C)	(C)	(C)	1
37	SCREW-pan hd., 10-32 x 1/2	80625	*	*	*	2
38	PIN - throttle lock (16)	58404	(C)	*	*	1
39	SPRING - lock	58405	(C)	*	*	1
40	RING - retaining	58406	(C)	*	*	1
41	ROD - oil pump (15)	58356-A	(C)	(C)	(C)	1
42	BUTTON - oil rod	58357	*	*	*	1
43	BRACE - throttle handle	58186-1	*	*	*	1
44	SCREW-hex hd., 12-24 x 3/4	80867	*	*	*	8
45	COTTER PIN - 1/4 x 1/2	86361	*	*	*	1
46	SWITCH-toggle w/nut	A-57650-3	*	*	*	1
47	PLATE - "ON - OFF"	72085-A	*	*	*	1
48	GASKET - spacer	58343	*	*	*	2
49	SPACER	58391	*	*	*	1

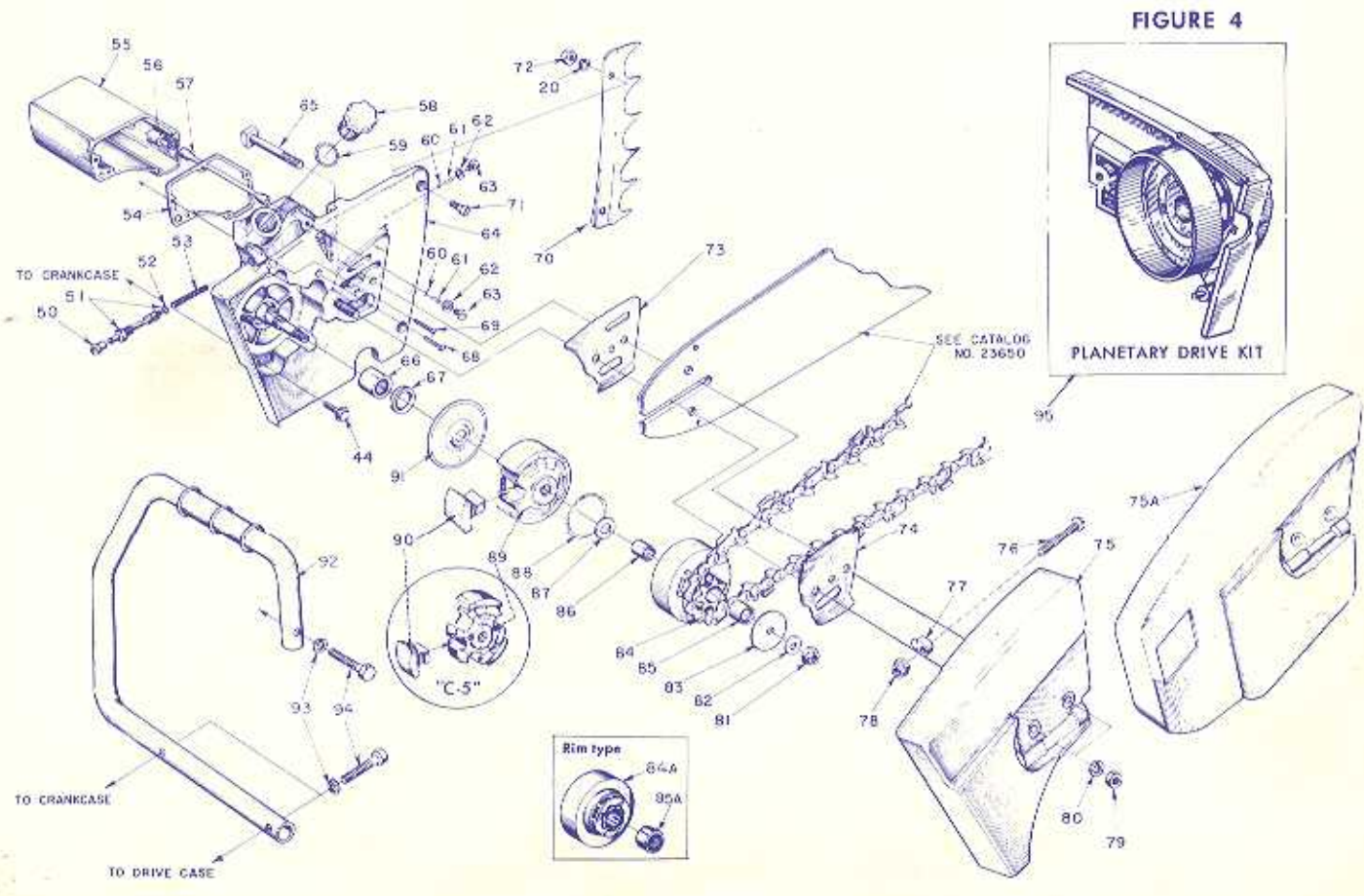
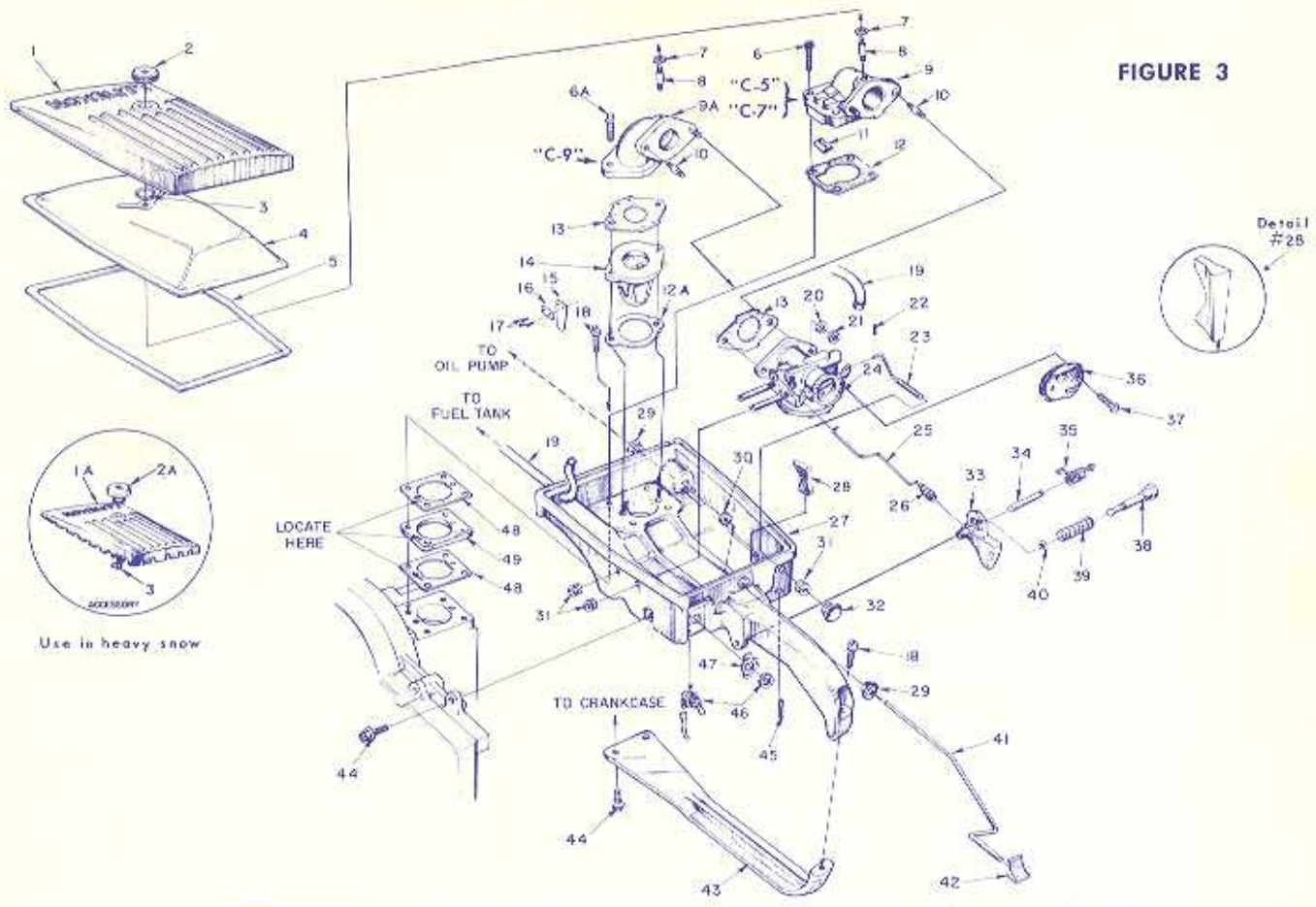
No.	Description	Part No.	C-5	C-7	C-9	Qty.
50	CONNECTOR - oil pump (17)	58337-A	*	*	*	1
51	PLUNGER - oil pump (17)	A-57834-S	(C)	(C)	(C)	1
52	Includes: "O" RING	74388	*	*	*	1
53	SPRING - plunger (17)	59293	(C)	(C)	(C)	1
54	GASKET - oil reservoir	58342	*	*	*	1
55	RESERVOIR - oil	A-58341	*	*	*	1
56	FILTER - oil (17)	A-58828	(C)	(C)	(C)	1
57	LINE - oil filter (17)	58340-B	(C)	(C)	(C)	1
58	CAP - oil filler	A-58390	*	*	*	1
59	Includes: "O" RING	58395	*	*	*	1
60	BALL - check	25527	*	*	*	2
61	SPRING - check valve (17)	59022	(C)	(C)	(C)	2
62	GASKET	58338	*	*	*	2
63	CAP - check valve	58339	*	*	*	2
64	DRIVE CASE (17)	A-58333-B1	(C)	(C)	(C)	1
65	Includes: BOLT-guide bar	58334	*	*	*	2
66	BEARING-needle	74251	*	*	*	1
67	SEAL	56256	*	*	*	1
68	SCREW-rod, hd., #6 x #4	80790	*	*	*	4
69	SCREW-rod, hd., #6 x 3/4	80622	*	*	*	1
70	BUMPER - spiked (13)	58396	(C)	(C)	(C)	1
71	SCREW-flat hd., 1/4 - 20 x 3/4	80053	(C)	(C)	(C)	2
72	NUT - hex 1/4 - 20	81053	(C)	*	*	2
73	PLATE-guide bar (inner)	56871-A	*	*	*	1
74	PLATE-guide bar (outer)	56872-B	*	*	*	1
75	COVER - drive case	A-58378-1	*	*	*	1
75a	" " "	A-58683	*	*	*	1
76	Includes: SCREW-pin rod, hd., 3/4 - 18 x 2	80617	*	*	*	1
	PIN-adjusting	55613	*	*	*	1
78	NUT - 3/16 - 18	81123	*	*	*	1
79	NUT - hex 3/8 - 16	81089-2	*	*	*	2
80	WASHER - lock 3/8	83018	*	*	*	2
81	NUT - hex 3/8 - 24	81192	*	*	*	1
82	WASHER - flat 3/8	84010	*	*	*	1
83	WASHER - thrust	55163-1	*	*	*	1
84	SPROCKET & DRUM (19)					
	Open type - 7 tooth, .404 pitch	A-57344 †	*	*	*	1
	6 tooth 1/2 " pitch	A-56019 ††	*	*	*	1
	7 tooth 3/8 " pitch	A-56377 ††	*	*	*	1
85	Includes: BEARING, needle	55664	*	*	*	1
84a	SPROCKET & DRUM (19)					
	Rim type - 7 tooth 3/8 " pitch	A-57363-A1†	*	*	*	1
85a	Includes: BEARING, needle	77403	*	*	*	1
86	RACE - inner	55661	*	*	*	1
87	WASHER - thrust	55660-1	*	*	*	1
88	SPRING - clutch	55123-C	*	*	*	2
89	SPIDER - clutch (threaded) (5)	58346-1	(C)	*	*	1
90	SHOE - clutch (5)	55076-1A	*	*	*	3
			(C)	*	*	6
91	COVER - clutch (5)	56101-A	*	*	*	1
92	HANDLE BAR - flush cut	A-58650	(C)	*	*	1
	Optional: wrap-around	A-58398 ‡	*	*	*	1
93	WASHER - lock 3/8	83005	*	*	*	3
94	NUT - hex 3/8 - 18 x 1 1/2	80087	*	*	*	3
95	OPTIONAL: available on order					
	PLANETARY DRIVE KIT (20)					
	.404 pitch	A-58544-A	*	*	*	1
	1/2" pitch	A-58556-A	*	*	*	1

† Standard equipment. Check type and number of teeth on sprocket before ordering.

†† Optional equipment. Check type and number of teeth on sprocket before ordering.

‡ Requires special wrench for bar bolt nuts. See TOOLS.

(1 64)



NOTES

- 1** STARTER ASSEMBLY (complete service replacement)-
 4A-58384-1A supersedes 4A-58384-1 and 4A-58384; includes new starter cup with extended flange. See note **2** for adaptations required on earlier model saws.
 INSERT- rope retaining- 458517 supersedes assembly 4A-58081 (with two 480619 screws).
 WASHER - 458970 supersedes 458456 brake washer and 456457 fibre washer; two new washers replace four old washers.
- 2** CUP, starter - 448920, with extended flange, supersedes 456441; deflects sawdust and snow from starter mechanism. Requires new 458171-1A FAN HOUSING for clearance. Also see SM4454-CS.
- HOUSING, fan - 458171-1A supersedes 458171-1 and 458171; provides clearance for extended flange on new 458920 Starter Cup. See Baffle below.
- BAFFLE, fan housing - 458408 used in early model fan housings (458171-1, 458171); cast into new 458171-1A Housing.
- WINTER FRONT - 458839 (accessory) covers fan housing grill; use only when temperature is below freezing.
- 3** TERMINAL, spark plug - 4A-55373-A supersedes 4A-55373; better seal improves starting.
- 4** TANK, fuel - 458172-A1 supersedes 458172-1 and 458172, requires new 4A-58368-A CAP with new 458337 GASKET.
 CAP, tank - 4A-58368-A (with gasket) supersedes 4A-58365 (with "O" ring).
 GASKET, tank cap - 458957 supersedes 458395 "O" ring, prevents binding of cap.
 COVER, fuel tank - 458173-1 cemented to tank with Homelite Cement 422788; see SM4435-CS.
- 5** CRANKSHAFT - 458189-B (no keyways) supersedes 458189-A and 458189 (with keyways). See SM4434-CS. 458189-B requires 458546-1 (threaded) CLUTCH SPIDER; does not use SPACER between clutch cover and drive case.
 458189-A or 458189 (with keyways) require 455075-3A CLUTCH SPIDER, 455225-1A KEY (2 used), and 458347 SPACER (between clutch cover and drive case).
 SPIDER, clutch - 458546-1 (threaded) supersedes 455075-3A; see SM4434-CS.
 SHOE, clutch - 455076-1A: 3 used in "C-5" and early model "C-7"; 6 used in "C-9" and late model "C-7".
 COVER, clutch - 456101-A assembled with 458347 Spacer in early model "C-5" with Keyed crankshaft only.
- 6** SLEEVE - 455280 supersedes grommet 458318.
- 7** MUFFLER CAP - 458425-A supersedes 458425.
 MUFFLER - 458184 (C-5 models) can be replaced with muffler (assembly) parts consisting of Index 471 thru 477 as shown for C-7 and C-9 models; see SM4449-CS.
 BAFFLE - 458423-A supersedes 458423; see SM4449-CS.
 TUBE - 458424-A supersedes 458424; see SM4449-CS.
 WASHER, flat - 484008 replaced 483058 lockwasher.
- 8** CYLINDER SHIELD - 4A-58905-1 supersedes 458187-1 and 458187; extended flange protects operator's finger at throttle trigger.
- 9** CYLINDER - 458174-A supersedes 458174 in C-5 & C-7 models. 458174-A1 supersedes 458175 in C-9 models only.
- 10** CRANKCASE - 4A-58317-A1 supersedes 4A-58317 (C-5 models).
- 11** ELBOW - 4A-58359-B supersedes 4A-58359-A (enlarged impulse hole) and 4A-58359; requires 458933 FILLER BLOCK (see below) and 455553-3 GASKET (see below). 458183-A supersedes 458183; impulse hole enlarged, requires 455553-3 GASKET.
 FILLER BLOCK - 458933 required with 4A-58359-B ELBOW (reedy; do not use with old 4A-58359-A (enlarged impulse hole) or 4A-58359 elbows since both include a metal spacer).
 GASKET - 455553-3 supersedes 455553-2, has enlarged impulse hole. See ELBOW (above).
12 BRESS - 453941-1 (stainless steel) supersedes 455941; see SM4458-CS.
13 LINE, fuel - 4A-56379 supersedes 458365 (C-5).
14 CARBURETOR - 4A-58360-A (HI-141B) supersedes 4A-58360 (HI-141A). Refer to Carburetor Parts List 423692-A for 4A-58360-A parts and Carburetor Parts List 423692 for 4A-58360 parts. Also see SM4441-CS.
 REPAIR KIT, carburetor - 458981 for 4A-58360-A; 458335 for 4A-58360.
 GASKET SET, carburetor - 455334 for 4A-58360-A and 4A-58360.
15 THROTTLE HANDLE - 4A-58931-1 assembly supersedes 458179-1A, 458179-1; includes two 458929 nylon pump rod bushings and one 458930 nylon pump rod stop. Requires new 458356-A PUMP ROD, also provides clearance for new 458337 DEFLECTOR that may be attached to carburetor.
 STOP, pump rod (nylon) - 458930 included in 4A-58931-1 Throttle Handle; does not fit 458179-1A or 458179-1 Throttle Handle.
 BUSHING, pump rod (nylon) - 458929 included in 4A-58931-1 Throttle Handle; does not fit 458179-1A or 458179-1.
 ROD, oil pump - 458356-A supersedes 458356, must be used in 4A-58931-1 and 458179-1A Throttle Handles which provide adequate clearance for 458337 DEFLECTOR.
 DEFLECTOR, carburetor - 458337 can be used in 4A-58931-1 or 458379-1A Throttle Handles which provide adequate clearance; also requires new 458356-A PUMP ROD.
16 SPRING, throttle - 458362-A supersedes 458362... tension increased.
 PIN, throttle lock - 458404 with 458405 SPRING and 458409 RING now supplied in "C-5" models.
17 CONNECTOR, oil pump - 458337-A supersedes 458337; solid cup improves rod-to-plunger connection.
 PLUNGER, oil pump - 4A-57834-5 supersedes 4A-57834-3, 4A-57834-4; requires 459293 spring, 4A-57834-5 and 4A-57834-4 require 471762 spring.
 SPRING, plunger - 459293 must be used with 4A-57834-3 PLUNGER.
 471762 must be used with 4A-57834-5 and 4A-57834-4 PLUNGER.
 FILTER, oil - 4A-58828 supersedes 4AA-55255-A. See SM4445-CS supplement.
 LINE, oil filter - 458340-B supersedes 458340-A and 458340. See SM4445-CS (supp.), SM4459-CS.
 SPRING, check valve - 459023 supersedes 455288-A.
 DRIVE CASE - 4A-58333-B1 supersedes 4A-58333-1A and 4A-58333-1; requires new FILTER, LINE, and SPRING (above). Incorporates new inlet fitting (459023) which serves as check ball seat; see SM4459-CS.
18 BUMPER, spiked - 458396 supplied with "C-5" models, optional accessory for "C-5" and "C-7" models.

(continued on Page 7)

NOTES

- 19 SPROCKET & DRUM - #A-57344 (7 tooth, .404 pitch) standard equipment; optional assemblies also listed.
- 20 PLANETARY DRIVE - Available in .404 or 1/2" pitch; readily converts a DIRECT DRIVE SAW to a GEAR DRIVE SAW in minutes.
 #A-58544-A supersedes A-58544
 #A-58550-A supersedes A-58550.
- 21 COVER, air filter - #A-58179 available for use in heavy snow. (accessory)

Description	Part No.	Description	Part No.
TOOLS		PAINT	
COMBINATION WRENCH	22848	SPRAY CAN - blue	22318
WRENCH - guide bar bolts (Req'd w/ #A-58398 HANDLE)	23727	SPRAY CAN - red	22771
PLIERS - soap ring #1	22828	SPRAY CAN - green	22943
REMOVER - rotor	A-22560	DECALS	
PLATE - shaft aligning	23074	"C-5" - pulley cover	58472 ▼
BODY - assembly fixture	23136	"C-5" - fuel tank	58473 ▼
SLEEVE - seal assembly	23693	"C-7" - pulley cover	58636 ▼
ADAPTER - bearing assembly	22820-2	"C-7" - fuel tank	58637 ▼
JACKSCREW ASSEMBLY	A-23672	"C-9" - pulley cover	58641 ▼
PLUG - seal assembly	23233-1	"C-9" - fuel tank	58642 ▼
PLUG - clutch bearing	23139	LO-HI	58470 ▼
PLUG - needle bearing	23391-2	"DIRECT DRIVE"	58474 ▼
PLUG - drive case seal	23671	"GEAR DRIVE"	58475 ▼
PLUG - needle bearing (rod)	23234	"STARTING"	58678-A ▼
WRENCH - socket screw (rod)	23528		
PULLER - clutch spider (early "C-5" w/keyways)	A-23131		
ADAPTER - clutch spider (new threaded type)	A-23696	▼ Will not be available after present supply is exhausted.	
WRENCH - spanner (rotor)	23710		
PLANETARY DRIVE KIT		Replacement DECAL #23742 composed of "DIRECT DRIVE", "GEAR DRIVE", "STARTING INSTRUCTIONS", and two "HOMELITE" with letters 1/2" and 1/4" high will soon be available.	
PLUG - bearing (planetary)	23725-A		
PLUG - bearing (shaft & drum)	23726-A		
ADAPTER - sun gear	A-23696		
FIXTURE - sprocket holder	A-23713		

(14)

**You'll
SPEED WORK
and make
MORE MONEY
with...**



HOMELITE
SELF-PRIMING PUMPS



HOMELITE
DEPENDABLE GENERATORS



HOMELITE
POWERFUL ONE-MAN CHAIN SAWS



HOMELITE
ONE-MAN CONCRETE VIBRATORS



HOMELITE — BOSCH (Germany)
ELECTRIC BUILDER'S HAMMERS

All Powered By Famous HOMELITE Engines

Homelite's two-cycle gasoline engines are the most efficient and dependable units of their kind ever built. Their two-cycle design, developed to perfection by Homelite engineers over the past 35 years, gives maximum power for the least weight because power is produced at every piston down stroke. As an added advantage, this design requires fewer moving parts which means greater dependability and lower maintenance.



HOMELITE

PORT CHESTER, N. Y.

A **Textron** DIVISION